

DS18
LC-RGB Water
Resistant High Power
RGB LED Lights
Bluetooth Controller



DS18 LC-RGB Water Resistant High Power RGB LED Lights Bluetooth Controller Owner's Manual


[Home](#) » [DS18](#) » DS18 LC-RGB Water Resistant High Power RGB LED Lights Bluetooth Controller Owner's Manual 

Contents

- [1 DS18 LC-RGB Water Resistant High Power RGB LED Lights Bluetooth Controller](#)
- [2 FEATURES](#)
- [3 INSTALATION](#)
- [4 MAGIC MODE SETTINGS](#)
- [5 SPECIFICATIONS](#)
- [6 DIMENSION](#)
- [7 FCC STATEMENT](#)
- [8 FAQs](#)
- [9 Documents / Resources](#)
 - [9.1 References](#)



DS18 LC-RGB Water Resistant High Power RGB LED Lights Bluetooth Controller



WATER RESISTANT HIGH POWER RGB LED LIGHTS BLUETOOTH® CONTROLLER

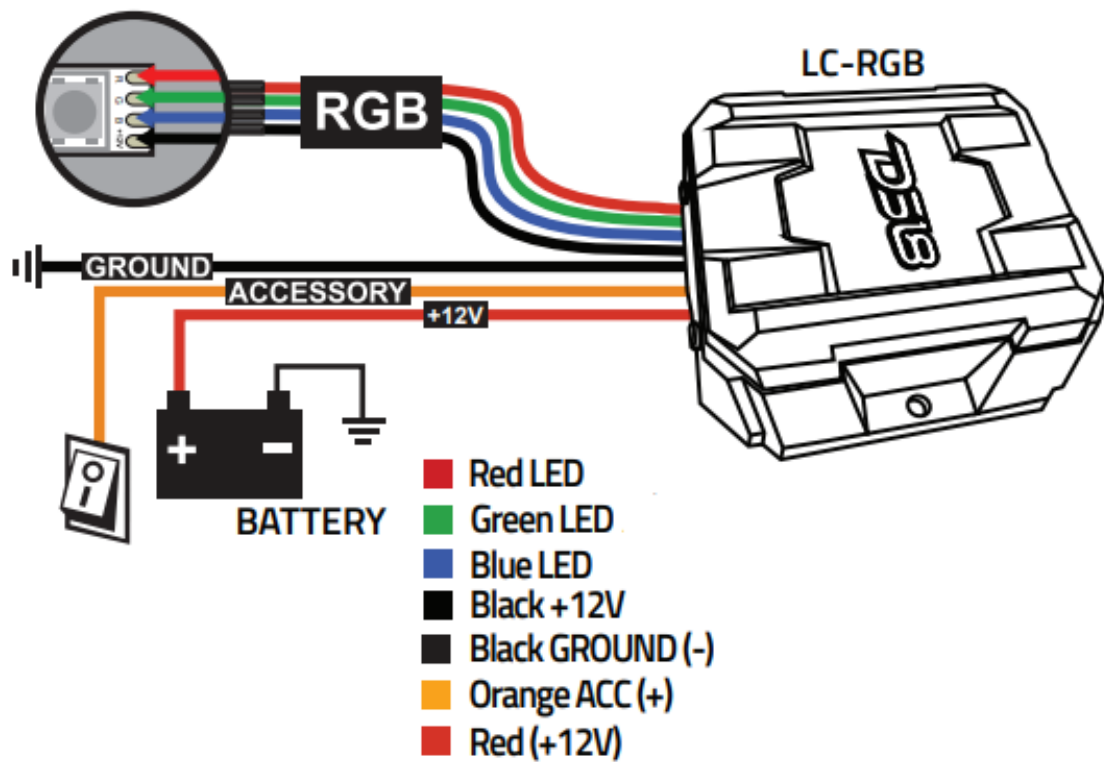
FEATURES

- Latest BT 5.4 Version for faster speed & longer range.
- Compact Design
- Up to 15 Amps of Lighting Capacity
- Control Multiple RGB LED Lights
- Water Resistant, IP66 Rated
- 12 Volt Applications
- Not for Submersible Use.
- Compatible with Both iOS and Android Platforms
- Bluetooth® Control Distance Up to: 100 Ft/30m



GREAT FOR: CARS, JEEPS, MARINE, POWERSPORTS & MORE

INSTALATION



ACCESSORY SWITCH (+12V)

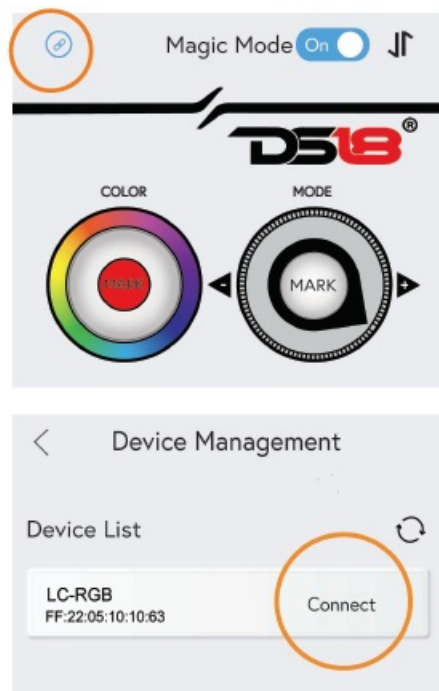
APP FUNCTIONS

- Power: On/off
- Color Wheel: Choose color with the touch-sensitive color wheel
- Brightness: Slider Controlled; Change the light intensity.
- Speed: Slider Controlled; Change the speed at which the colors change in multi-color mode.
- Favorite Mode: Save your custom light mode.
- Mode Palette: Choose between different lighting patterns.
- Music or Mic Mode: Control music via library or live music.

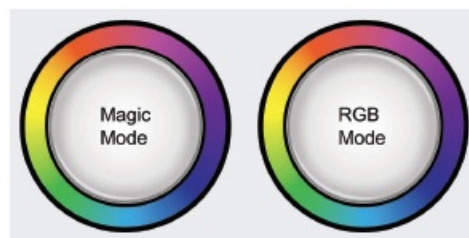
INSTRUCTION MANUAL

STEP ONE: Download the APP (DS18 LC) in ANDROID (GOOGLE PLAY STORE) or iOS (APP STORE)

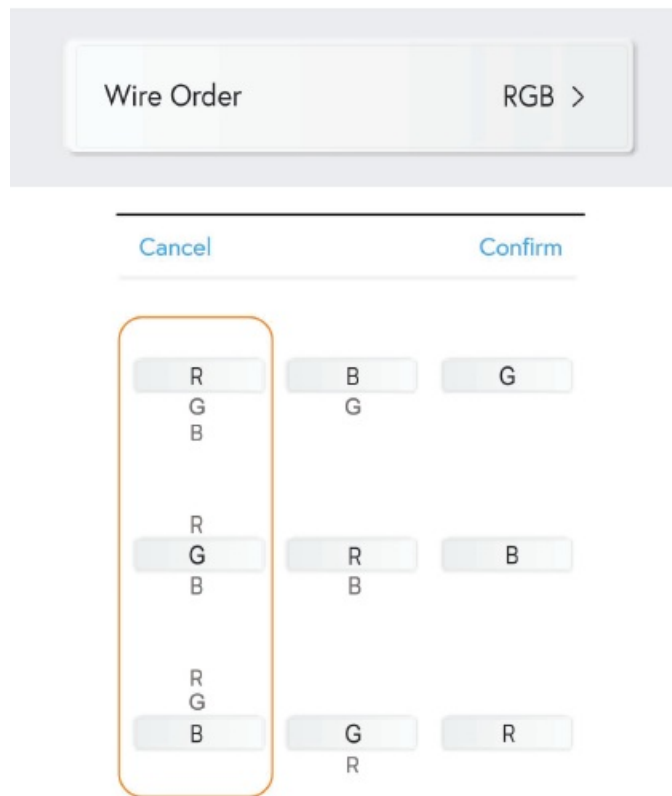
- Please turn on the Bluetooth® and GPS positioning when using this product, otherwise, it will fail in the Bluetooth® Connection. Just use the APP to connect to the Bluetooth® of the phone.
- **STEP TWO:** Once the controller has powered on, open the APP (DS18 LC) on your phone.
- **STEP THREE:** Make sure you have the correct module on the "DEVICE LIST," then click on "CONNECT."



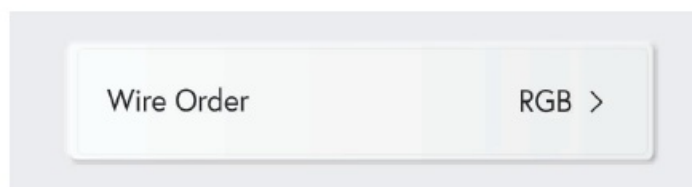
- **STEP FOUR:** It will auto-select “RGB MODE” or “MAGIC MODE” interface by detecting the types of lights connected. If both modes (RGB & MAGIC) are needed you must select them manually.
- **STEP FIVE:** Select “STATIC” mode and click on “RED.” If the color on the LED strip is red, go to Step Six. If it is not, please continue with the “WIRE ORDER” section.



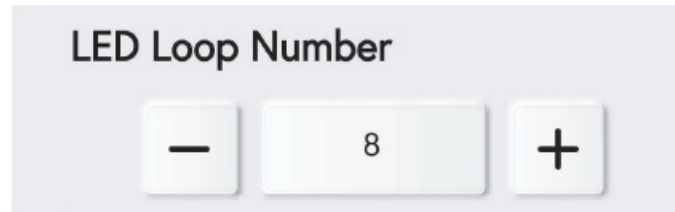
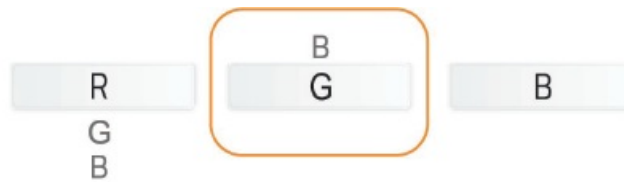
- Click “Wire Order”
- Select R on the first RGB roll, then click “CONFIRM.” If the LED strip color is red, go to step six. If the color does not change, adjust the RGB roll from R to G or B until the LED strip is red. Then you can move on to step six.



- STEP SIX: Following Step Five, click on “GREEN.” If the LED strip color is green, the Wire Order Setting section is complete. If it is not, please go back to the “WIRE ORDER” section and follow the steps in that section.
- Click “Wire Order”



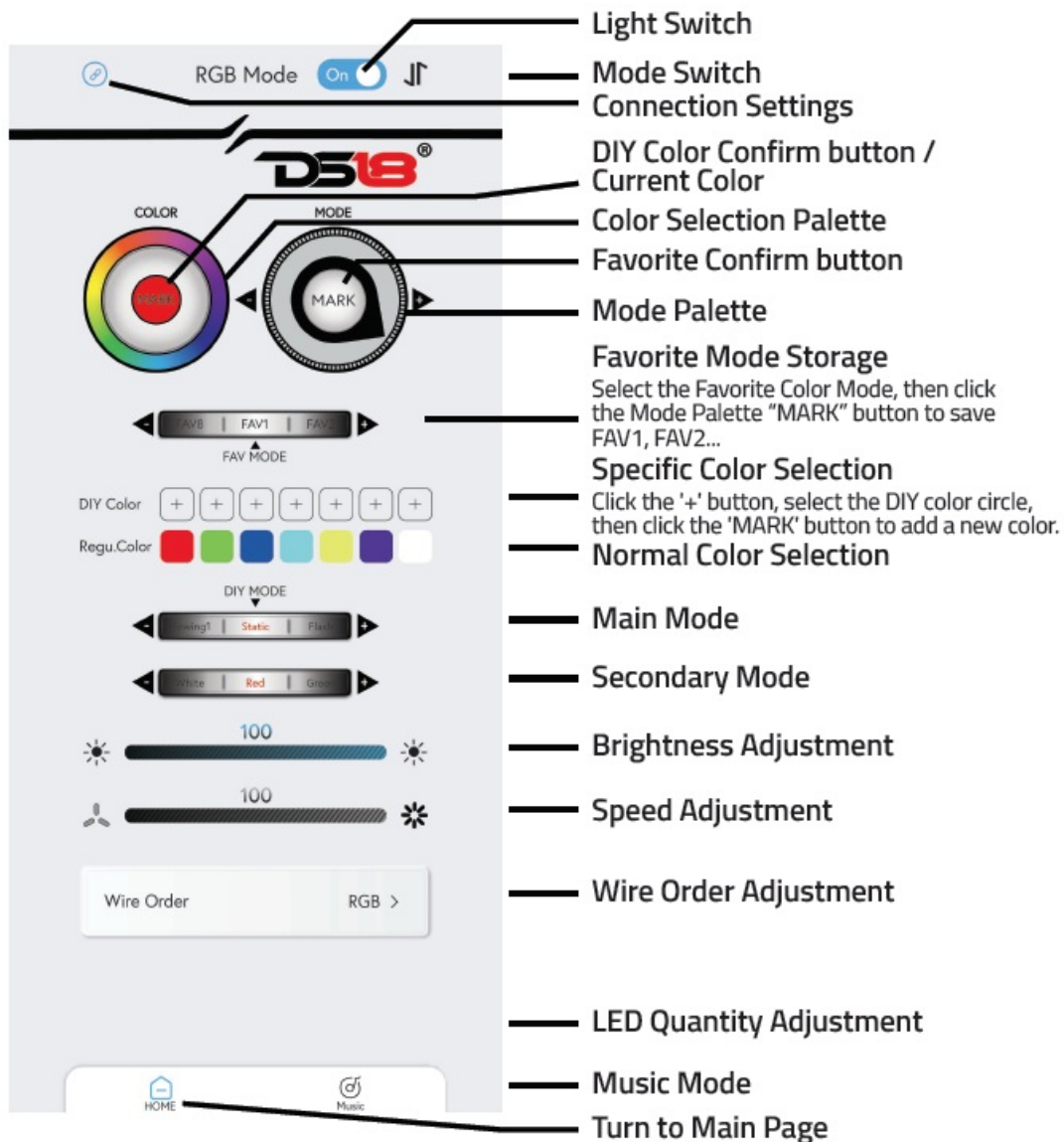
- Select the B on the middle BG roll until the color on the LED strip is green. Then click “CONFIRM” and the setting section is complete.
- STEP SEVEN: You can adjust the number of LED lights to achieve the best display effect here. Use the maximum number of LEDs on a single piece for this. This cycle of repeated lighting can have up to 1280 LED lights.



Now that you are done with the setup, enjoy and Light It Up Loud.

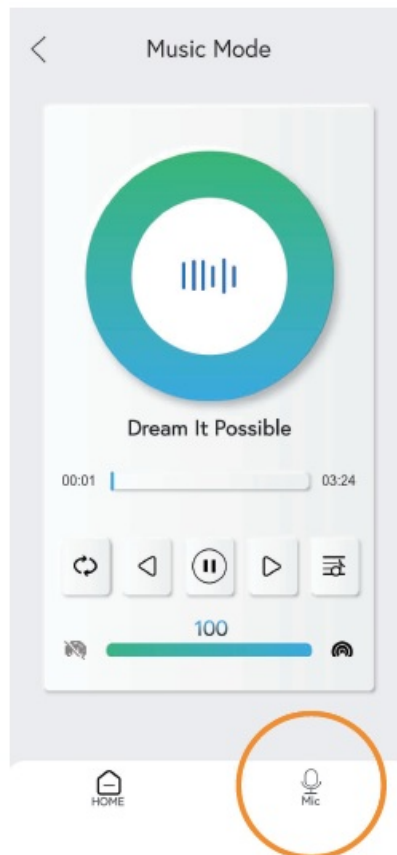
MAGIC MODE SETTINGS

MAGIC MODE SETTINGS:



Comments

- **Under Rainbow / Fade mode:** The color is fixed. Under other modes, the color can be changeable.
- **Under Music Mode:** The color changes per music rhythms.
- **Under Mic Mode:** The color changes per voices received by the microphone.



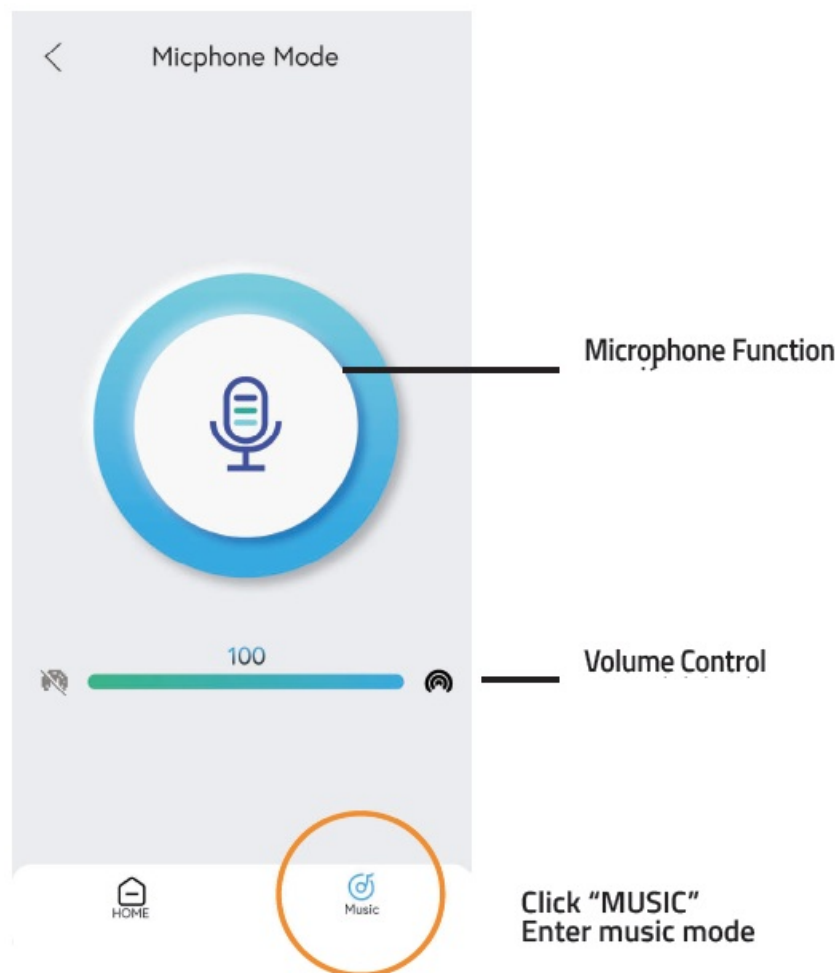
In this mode, you can control your downloaded music library and add a lighting effect.

Loop, Back, Play/Pause, Forward and Music Library List.

Volume Control

Click "MIC"
Enter MIC mode

- In this mode you can add a lighting effect to the music played live from your vehicle.



SPECIFICATIONS

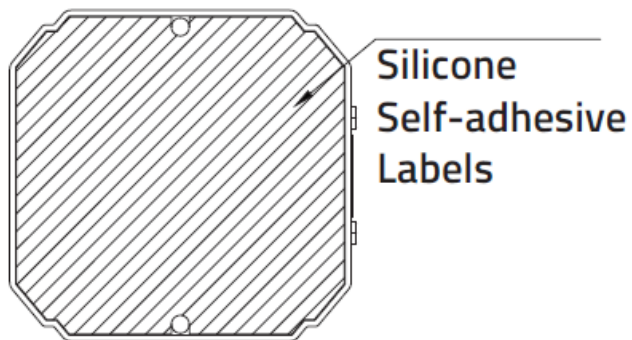
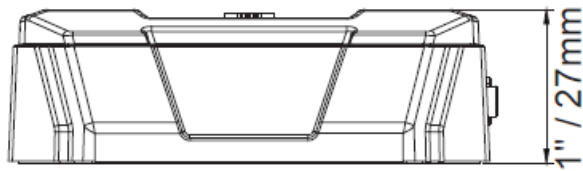
- Voltage Operation 10~15 DC Volts
- Fuse Size20A (Built-In)
- Waterproof Rating IP66
- Buttons / Controls APP Controlled
- Body Material / Color / Finish /PC / Black
- Short Circuit Protection..... Yes (>25A)
- Max Output Power (Total)180W
- Max Output Current (Total)..... 15A
- Max Output Current (Per Color).....5A
- Number of Channels (Colors)3 (Red/Green/Blue)

BT SPECIFICATIONS

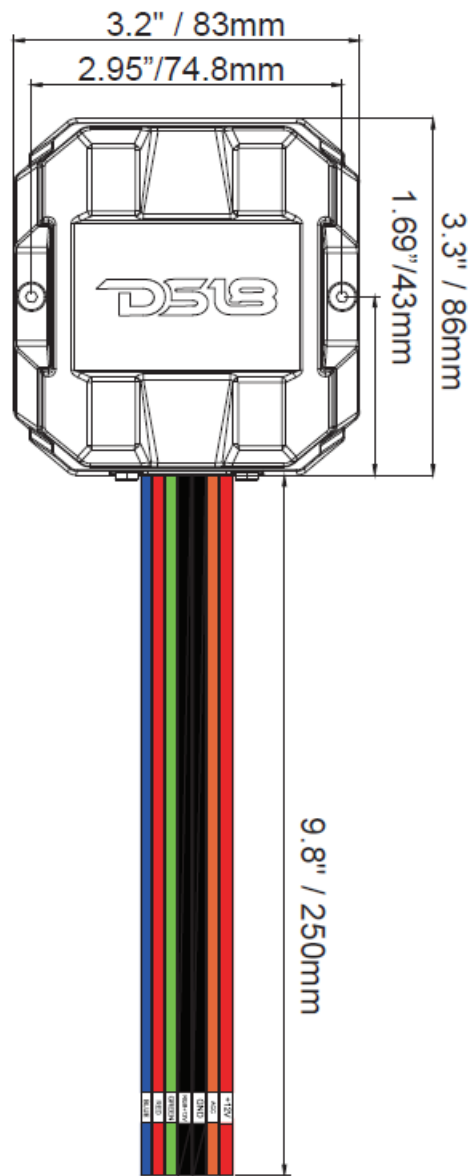
- Version5.4
- Services BLE 2Mbps
- Bluetooth® Name DS18 LC-RGB
- Range >100ft / >30m
- Supported DevicesiOS / ANDROID

MEASUREMENTS

- Overall Length.....3.3" / 86mm
- Overall Width.....3.2" / 83mm
- Overall Height 1" / 27mm
- Input Wires Length / Size.....9.8" / 250mm (12/16 AWG)
- Output Wires Length / Size.....9.8" / 250mm (12 AWG)



DIMENSION



FCC STATEMENT

FCC ID: 2AYOQ-LC-RGB

This device complies with part 15 of the FCC Rules. Operation is subject to the following two conditions: (1) this device may not cause harmful interference, and (2) this device must accept any interference received, including interference that may cause undesired operation.

Note: This equipment has been tested and found to comply with the limits for a Class B digital device, pursuant to part 15 of the FCC Rules. These limits are designed to provide reasonable protection against harmful interference in a residential installation. This equipment generates, uses, and can radiate radio frequency energy and, if not installed and used in accordance with the instructions, may cause harmful interference to radio communications. However, there is no guarantee that interference will not occur in a particular installation. If this equipment does cause harmful interference to radio or television reception, which can be determined by turning the equipment off and on, the user is encouraged to try to correct the interference by one or more of the following measures:

- Reorient or relocate the receiving antenna.
- Increase the separation between the equipment and receiver.
- Connect the equipment to an outlet on a circuit different from that to which the receiver is connected.
- Consult the dealer or an experienced radio/TV technician for help.

Changes or modifications to this product not authorized by DS18 could void the electromagnetic compatibility (EMC) and wireless compliance and negate your authority to operate the product.

WARRANTY

Please visit our website DS18.com for more information on our warranty policy. We reserve the right to change products and specifications at any time without notice. Images may or may not include optional equipment.

WARNING: Cancer and Reproductive Harm. www.P65Warning.ca.gov

- FOR MORE INFORMATION PLEASE VISIT DS18.COM
- To maintain compliance with FCC'S RF Exposure guidelines, this equipment should be installed and operated with minimum distance between 20cm the radiator our body: Use only the supplied antenna.

FAQS

Q: What is the waterproof rating of the LC-RGB?

A: The LC-RGB has an IP66 waterproof rating, making it resistant to water.


Q: How many channels (colors) does the LC-RGB support?

A: The LC-RGB supports 3 channels – Red, Green, and Blue.

Q: Where can I find more information about warranty and product updates?

A: For warranty information and product updates, please visit DS18.COM.

Documents / Resources

	<p>DS18 LC-RGB Water Resistant High Power RGB LED Lights Bluetooth Controller [pdf] Owner's Manual</p> <p>LC-RGB Water Resistant High Power RGB LED Lights Bluetooth Controller, LC-RGB, Water Resistant High Power RGB LED Lights Bluetooth Controller, Resistant High Power RGB LED Light s Bluetooth Controller, High Power RGB LED Lights Bluetooth Controller, Power RGB LED Light s Bluetooth Controller, RGB LED Lights Bluetooth Controller, LED Lights Bluetooth Controller, Li ghts Bluetooth Controller, Bluetooth Controller, Controller</p>
---	--

References

- [Official DS18 Pro Audio Store - Speakers, Subwoofers, Amps & More!](#)
- [User Manual](#)

[Manuals+.](#) [Privacy Policy](#)

This website is an independent publication and is neither affiliated with nor endorsed by any of the trademark owners. The "Bluetooth®" word mark and logos are registered trademarks owned by Bluetooth SIG, Inc. The "Wi-Fi®" word mark and logos are registered trademarks owned by the Wi-Fi Alliance. Any use of these marks on this website does not imply any affiliation with or endorsement.