



DS18 BTR2D Bluetooth Transmitter and Receiver Wireless Audio Adapter Owner's Manual

[Home](#) » [DS18](#) » DS18 BTR2D Bluetooth Transmitter and Receiver Wireless Audio Adapter Owner's Manual 

Contents

- [1 DS18 BTR2D Bluetooth Transmitter and Receiver Wireless Audio Adapter](#)
- [2 Product Information](#)
- [3 Product Usage Instructions](#)
- [4 Introduction](#)
- [5 Features](#)
- [6 Packing Contents](#)
- [7 Basic Operations](#)
- [8 Operation Instructions](#)
- [9 Transmitting \(TX\) mode](#)
- [10 Receiving \(RX\) mode](#)
- [11 Quick Guide](#)
- [12 Specifications](#)
- [13 Measurements](#)
- [14 Warranty](#)
- [15 Documents / Resources](#)
 - [15.1 References](#)
- [16 Related Posts](#)



DS18 BTR2D Bluetooth Transmitter and Receiver Wireless Audio Adapter



Product Information

- **Product Name:** BTR2D
- **Language:** English

Introduction

The BTR2D is a versatile device that allows you to broadcast audio output from your TV, CD player, or old PC to wireless headphones, speakers, and even car stereo systems. It features low latency and instant sound transmission, enabling you to enjoy high-quality audio and HD picture synchronously. With the press of a button, you can switch freely between TX (Transmitter) and RX (Receiver) modes. The built-in 250mAh battery provides up to 12 hours of use, and the Type-C quick charger supports rapid charging within 1.5 hours. It is also suitable for in-car usage as a hands-free car kit.

- **Packing Contents:** The package includes the BTR2D device.
- **Precautions:** Please read all safety instructions carefully before using this product. Improper use may result in damage to the device or attached products. Avoid using the product in moist or underwater conditions, near heated or high-temperature areas, and near direct or strong sunlight. Do not dismantle the product without permission, as it may nullify the warranty clause.
- **Compatibility:** The BTR2D is compatible with devices that support 2AYOQ-BTR2D.

Product Usage Instructions

1. **Power On/Off:** Press and hold the power button for 2 seconds to power on or power off the device.
2. **Automatic Power Off:** The BTR2D will power off automatically if no devices are paired to it within 10 minutes of being powered on. Press the power button to power it on again.
3. **Volume Control:** In TX or RX mode, press and hold the volume button for 2 seconds to decrease or increase the volume.
4. **Previous/Next Song:** In RX mode, short press the volume button to play the previous song and short press again to play the next song.
5. **Play/Pause Music:** In RX mode, short press the play/pause button to play or pause the music.
6. **Answer/Hang Off Call:** In RX mode, short press the play/pause button to answer an incoming call. Press and hold the play/pause button for 2 seconds to reject the call. During a call, short press the play/pause button to

hang off, and press and hold for 2 seconds to switch to a private call.

7. **Dial Last Number:** In RX mode, press the play/pause button twice to automatically dial the last number.
8. **Switching Devices (TX mode):** When one Bluetooth device is connected, press and hold the power button for 2 seconds to disconnect the device and search for potential Bluetooth devices. When two Bluetooth devices are connected, short press the power button to disconnect and search for potential Bluetooth devices. Press and hold for 2 seconds to clear Bluetooth connection memory.

Introduction

Thank you for choosing DS18's Bluetooth® Transmitter (TX) & Receiver (RX) Audio Adapter. This device provides both functions in one wireless audio adapter. In Transmission (TX) Mode, the BTR2D streams audio wirelessly from non-Bluetooth® devices to your Bluetooth® headphones or speakers. In Receiving (RX) Mode, the BTR2D streams audio to your wired speakers, headphones, and car or home stereo system from your Bluetooth®-enabled media player. For your BTR2D to perform at it's peak, please read the following instructions carefully.

Features

1. Advanced Bluetooth® v5.0 Audio Adapter With Transmitter and Receiver.
2. Broadcast Audio Output from your TV, CD player, or Old PC to s Headphones, Speakers and even Car Stereo System.
3. Low Latency and instant sound transmission, enables user to enjoy high-quality audio and HD picture synchronously.
4. Switch freely between TX and RX modes with the press of a button.
5. Pair two Bluetooth® devices simultaneously, switch between your phone and other devices to easily answer calls during playback.
6. Displays up to 5 Bluetooth® devices onscreen at a time ending blind connection" once and for all.
7. Full duplex communication allows data to be transmitted simultaneously in both directions so you can speak whenever you want during a Bluetooth® call
8. Built-in 250mAh battery provides up to 12 hours of use and the Type-C quick charger supports rapid charge.
9. Suitable for In-car Usage as a Hands-free car kit.

Packing Contents

- 2-IN-1 Wireless Audio Adapter
- User Guide
- 3.5mm Audio Cable
- 3.5mm to 3.5mm metallic audio plug
- Type-C Charging Cable

Precautions

Please read all safety instruction warnings carefully before using this product. Improper use of this product may result in damage to this or attached products. To ensure the products work well, please never use this in the following conditions:

1. Moist or underwater conditions.
2. Near heated or high temperature areas.

3. Near direct or strong sunlight.
4. Never dismantle the product without due permission, otherwise it may nullify the warranty clause.

Compatibility:

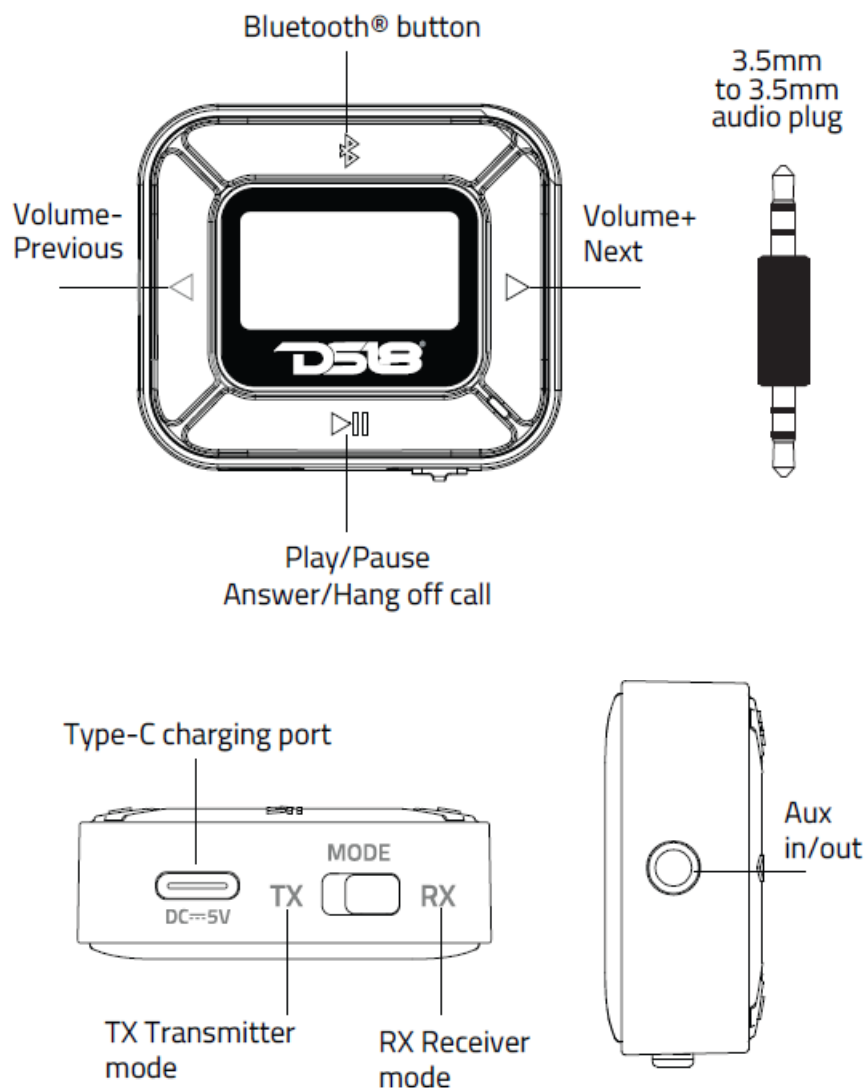
This device can be paired as a hands-free kit with any compatible Bluetooth® enabled devices. It supports dual connection, which means two Bluetooth® devices can be connected simultaneously.

2AYOQ-BTR2D

This device complies with part 15 of the FCC Rules. Operation is subject to the following two conditions:





1. This device may not cause harmful interference, and
2. This device must accept any interference received, including interference that may cause undesired operation.

NOTE: This equipment has been tested and found to comply with the limits for a class B digital device, pursuant to Part 15 of the FCC Rules. These equipment generates uses and can radiate radio frequency energy and if not installed and used in accordance with the instructions, may cause harmful interference to radio communications. However, there is no guarantee that interference will not occur in a particular installation. If this equipment does cause interference to radio of television reception, which can be determined by turning the equipment off and then on, the user is encouraged to try to correct the interference by one or more of the following.




Basic Operations

Operation Instructions


HOW TO USE THE DEVICE:

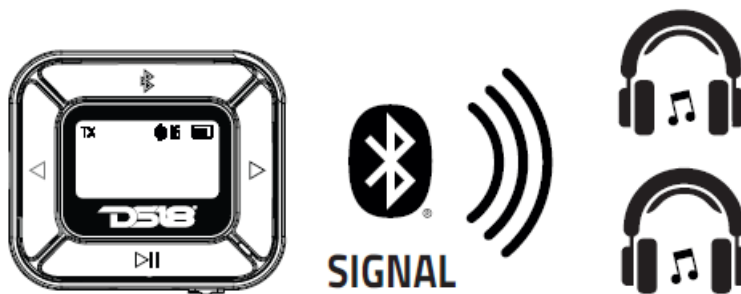
1. Press  and hold for 2 seconds to power on or power off the device.
2. Once on, the BTR2D automatically enters its Bluetooth® pairing state (RX Mode) and displays connecting BTR2D when powered on.
 - Search for the name “BTR2D” and connect it to your desired Bluetooth® device(s). If done correctly, the screen should display “BTR2D”.
 - When switched to Transmitter Mode (TX) the product will search for nearby Bluetooth® device automatically. Press  for your choice of devices, the devices given name will be displayed when successfully connected.
 - Press and hold  for 2 seconds to search for the Bluetooth® device again if it doesn't appear on the screen.
3. The BTR2D will power off automatically if no devices are paired to it within 10 minutes of it being powered on, press  the to power it on again.

Transmitting (TX) mode

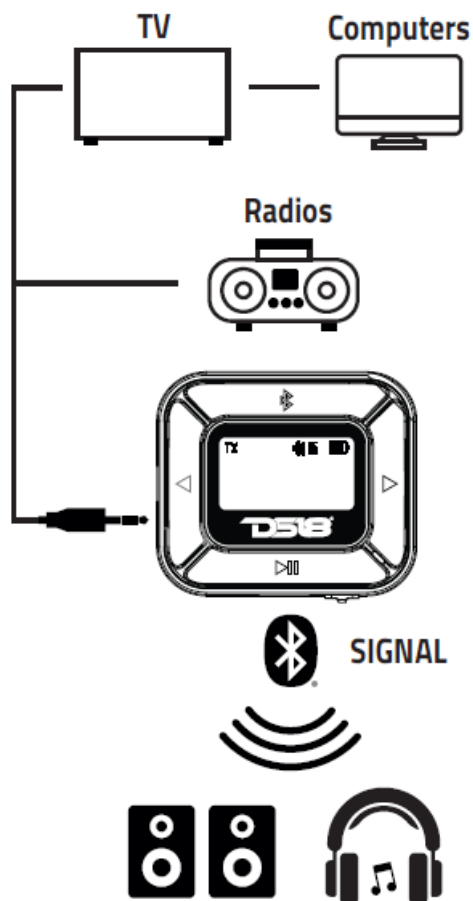
1. When the adapter was paired with the Bluetooth® devices, the device's BT pairing name will be shown on the screen.
2. Press  and hold for 2 seconds to decrease the Volume, and press  and hold for 2 seconds to increase the Volume.
3. Press and hold  for 2 seconds to clear BT connection memory and search for potential Bluetooth® device.

How to pair 2 devices and use them simultaneously?

(Works in TX mode) When one Bluetooth®  device is connected, short press to search for the second one, select and connect the second Bluetooth® device from search results

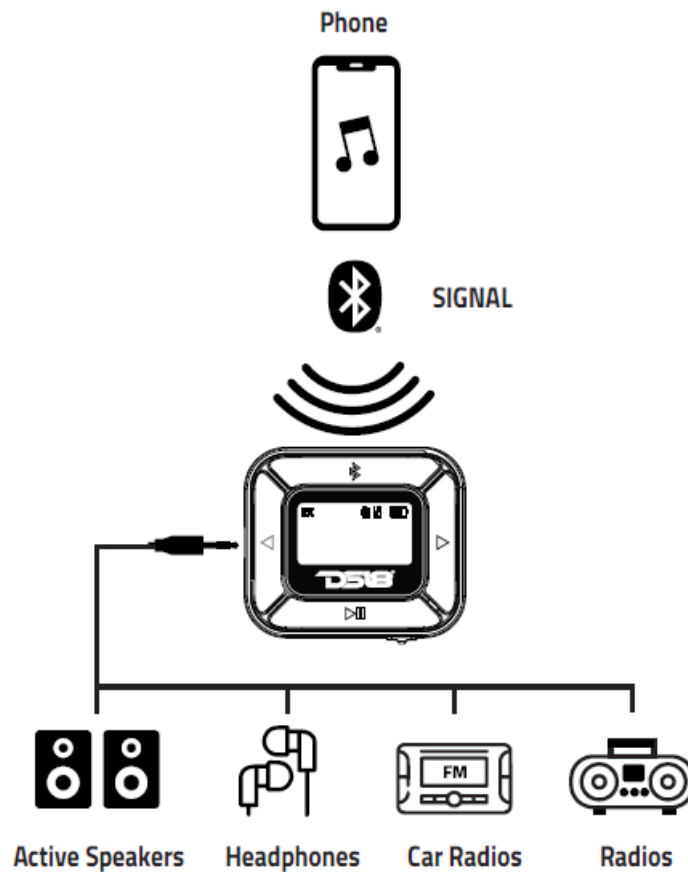


Transmitting (TX) mode



Receiving (RX) mode

1. When the adapter pairs the Bluetooth® devices, the device's BT pairing name will be shown on the screen.
2. Please short press ◀ to play the previous song, and short press ▶ to play the next song.
3. Please press and hold ◀ for 2 seconds to decrease the Volume, and press and hold ▶ for 2 seconds to increase the Volume.
4. Please short press to ▶|| play/pause music.
5. Please short press ▶|| to answer the incoming call and press and hold for 2 seconds to reject the call.
6. Please short press ▶|| to hang off during a call and press and hold ▶|| for 2 seconds to switch to private call.
7. Please press ▶|| twice to dial the last number automatically.
8. Short press ▶|| to disconnect the Bluetooth® device.



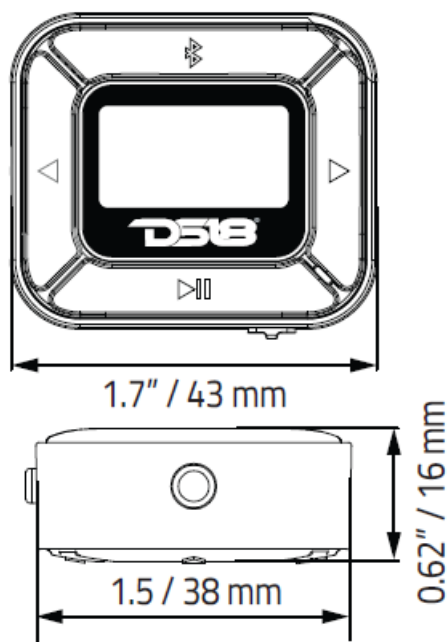
Quick Guide

- **Power on** – Press and hold ►|| for 2 seconds
- **Power off** – Press and hold ►|| for 2 seconds
- **Transmitting mode** – Switch to “TX”
- **Receiving mode** – Switch to “RX”
- **Connect devices (TX mode)** – Short press ►|| to connect Bluetooth® devices.
- **Disconnect devices & Switch devices (TX mode)** – When one BT device is connected, press and hold 🔊 for 2 seconds to disconnect the device and search for potential BT device. When two BT devices are connected, short press to disconnect and search for potential BT device; press and hold 🔊 for 2 seconds to clear BT connection memory.
- **Play/Pause music** – Short press ►|| during music playing.
- **Answer call** – Short press ►|| when there is incoming call.
- **Reject call** – Press and hold ►|| for 2 seconds when there is incoming call.
- **End call** – Short press ►|| during call.
- **Switch to private** – Call Press and hold for 2 seconds during call.
- **Call last Number** – Double click ►|| to call last number.
- **Adjust the Volume** – Press ◀ or ▶ and hold for 2 seconds to decrease or increase the volume in RX & TX mode.
- **Choose music** – Short press ◀ or ▶ to play the previous or next song in the RX mode

Specifications

- Bluetooth® Version:..... 5.0
- Bluetooth® Distance:About 10m
- TX Working time:12 hours
- RX Working time:.....12 hours
- Standby time:..... About 6 month
- Charging time:1.5 hours
- Power input:..... DC 5V/500mA
- Audio Jack: 3.5mm Aux-in /Aux-out
- Product weight:.....21g
- Material: ABS
- Product Size:1.7" x 1.5"x 0.62"
-43x38x16mm

Measurements



Warranty

Please visit our website [DS18.com](https://www.ds18.com) for more information on our warranty policy.

We reserve the right to change products and specifications at any time without notice. Images may or may not include optional equipment.

WARNING: Cancer and Reproductive Harm. www.P65Warning.ca.gov

Documents / Resources



[DS18 BTR2D Bluetooth Transmitter and Receiver Wireless Audio Adapter](#) [pdf] Owner's Manual

BTR2D, BTR2D Bluetooth Transmitter and Receiver Wireless Audio Adapter, Bluetooth Transmitter and Receiver Wireless Audio Adapter, Transmitter and Receiver Wireless Audio Adapter, Receiver Wireless Audio Adapter, Wireless Audio Adapter, Audio Adapter

References

- [Official DS18 Pro Audio Store - Speakers, Subwoofers, Amps & More!](#)