

DRIVEN
WH1218
Midrange Front
End Loader



DRIVEN WH1218 Midrange Front End Loader Instructions

[Home](#) » [DRIVEN](#) » DRIVEN WH1218 Midrange Front End Loader Instructions 

Contents

- [1 DRIVEN WH1218 Midrange Front End Loader](#)
- [2 Specifications](#)
- [3 Product Usage Instructions](#)
- [4 FAQ](#)
- [5 FUNCTIONS](#)
- [6 REPLACING BATTERIES](#)
- [7 BATTERY ADVICE](#)
- [8 FCC STATEMENT](#)
- [9 Documents / Resources](#)
 - [9.1 References](#)
- [10 Related Posts](#)



DRIVEN WH1218 Midrange Front End Loader



Specifications

- **Brand:** BATTAT
- **Model:** MD
- **Product Name:** Front End Loader
- **Power Source:** 3 x AG13 (1.5V) batteries (included)

Product Usage Instructions

Replacing Batteries

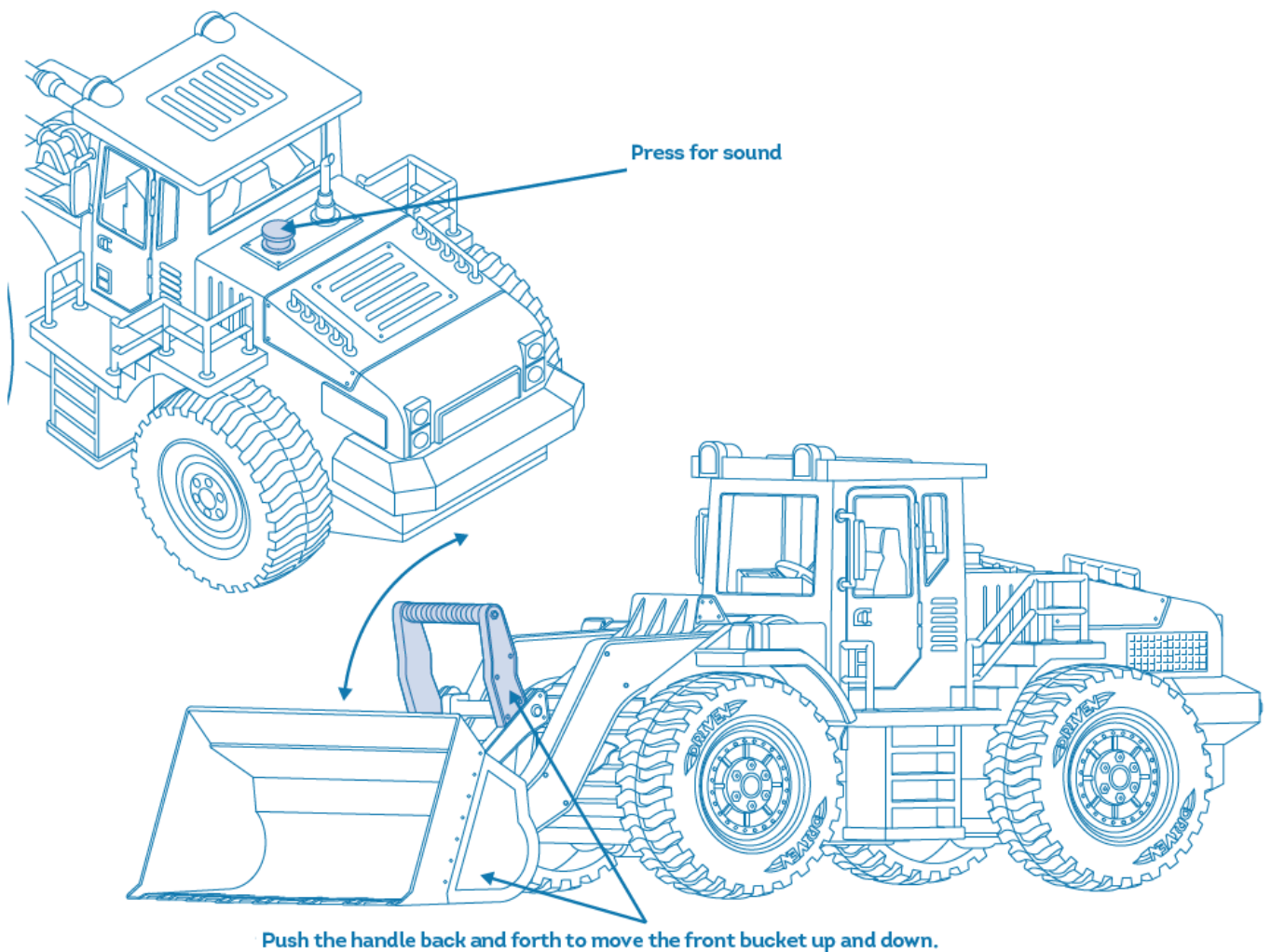
To replace the batteries, follow these steps:

1. Locate the battery compartment on the product.
2. Open the compartment cover using the provided instructions.
3. Remove the old batteries and dispose of them properly.
4. Insert the new AG13 batteries in the correct orientation as indicated.
5. Close the compartment securely.

FAQ

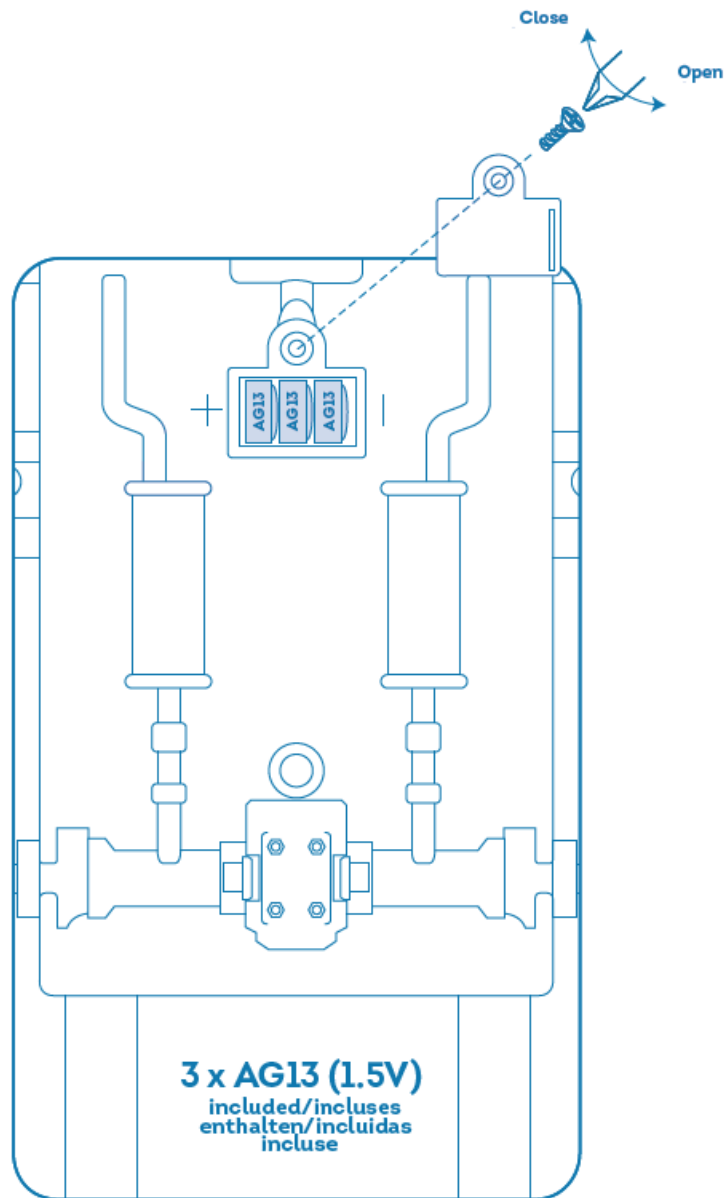
- **Q:** What type of batteries does the Front End Loader require?
 - **A:** The Front End Loader requires 3 x AG13 (1.5V) batteries which are included with the product.
- **Q:** How can I obtain further assistance with the product?
 - **A:** For additional help, please contact CAN ICES-3 (B)/NMB-3(B) or refer to the provided WH1218/WH1218Z manual.

FUNCTIONS



WARNING: This product contains Button Cell Batteries. Button batteries are hazardous and can cause serious injuries if swallowed or placed inside any part of the body. Keep batteries away from children whether new or used. Dispose of used batteries immediately. If you think that batteries might have been swallowed or placed inside any part of the body, seek immediate medical attention.

REPLACING BATTERIES



WARNING

- CHOKING HAZARD-Small parts.
- Not for children under 3 years.

Disposal: Waste electrical products and old batteries should not be disposed of with household waste. Help protect the environment by reuse, and recycling. Check with your local authority or retailer for recycling advice.

BATTERY ADVICE

Requires 3 X AG13 (1.5V). Batteries included. Non-rechargeable batteries are not to be recharged. Rechargeable batteries are to be removed from the toy before being charged. Rechargeable batteries are only to be charged under adult supervision. Different types of batteries or new and used batteries are not to be mixed. Only batteries of the same or equivalent type as recommended are to be used. Batteries are to be inserted with the correct polarity (+ and -). Exhausted batteries are to be removed from the toy. The supply terminals are not to be short-circuited.

ATTENTION

- When the module's functions lose performance, follow instructions carefully to install new batteries.

WARNING: This product contains button batteries. Button cell batteries are dangerous and can cause serious injury if misused, swallowed or placed inside any part of the body. Keep batteries out of the reach of children, whether new or used. Immediately throw away the used batteries. If you think batteries have been swallowed or placed inside any part of the body, seek medical attention immediately.

Info

- Excessive sand, dirt and/or water may cause the toy to malfunction.
- Rough or inappropriate usage may result in permanent damage to the toy.



WARNING: SMALL PARTS – CHOKING HAZARD. Not suitable for children under 3 years.

Please retain this information for future reference.

Please remove all packaging materials before giving to children.

3+ Year

CAN ICES-3 (B)/NMB-3(B)

FCC STATEMENT

This device complies with Part 15 of the FCC Rules. Operation is subject to the following two conditions:

1. this device may not cause harmful interference
2. this device must accept any interference received, including interference that may cause undesired operation.


Warning: changes or modifications to this unit not expressly approved by the party responsible for compliance could void the user's authority to operate the equipment.

NOTE: This equipment has been tested and found to comply with the limits for a Class B digital device, pursuant to Part 15 of the FCC Rules. These limits are designed to provide reasonable protection against harmful interference in a residential installation. This equipment generates, uses and can radiate radio frequency energy and, if not installed and used in accordance with the instructions, may cause harmful interference to radio communications. However, there is no guarantee that interference will not occur in a particular installation. If this equipment does cause harmful interference to radio or television reception, which can be determined by turning the equipment off and on, the user is encouraged to try to correct the interference by one or more of the following measures:

- Reorient or relocate the receiving antenna.
- Increase the separation between the equipment and receiver.
- Connect the equipment into an outlet on a circuit different from that to which the receiver is connected.
- Consult the dealer or an experienced radio/TV technician for help.



Documents / Resources



[DRIVEN WH1218 Midrange Front End Loader](#) [pdf] Instructions

WH1218, WH1218Z, WH1218 Midrange Front End Loader, WH1218, Midrange Front End Loader, Front End Loader, End Loader, Loader

References

- [User Manual](#)

[Manuals+](#), [Privacy Policy](#)

This website is an independent publication and is neither affiliated with nor endorsed by any of the trademark owners. The "Bluetooth®" word mark and logos are registered trademarks owned by Bluetooth SIG, Inc. The "Wi-Fi®" word mark and logos are registered trademarks owned by the Wi-Fi Alliance. Any use of these marks on this website does not imply any affiliation with or endorsement.