




DRIVEN WH1005 Backhoe Loader Instructions

[Home](#) » [DRIVEN](#) » DRIVEN WH1005 Backhoe Loader Instructions 



**BACKHOE LOADER
TRACTOPELLE
Instructions**

Contents

- [1 FUNCTIONS](#)
- [2 BATTERY ADVICE](#)
- [3 REPLACING BATTERIES](#)
- [4 Documents / Resources](#)
 - [4.1 References](#)

FUNCTIONS



Doors open



• Press button on hood to hear engine sound




Shovel pivots



Rear excavating arm



Folding support legs



WH1005/WH1005Z/WH1224/WH1224Z
WH1242/WH1242Z/WH1357/WH1357Z

BATTERY ADVICE

Requires 2 X AA (1.5V). Batteries included. Non-rechargeable batteries are not to be recharged. Rechargeable batteries are to be removed from the toy before being charged. Rechargeable batteries are only to be charged under adult supervision. Different types of batteries or new and used batteries are not to be mixed. Only batteries of the same or equivalent type as recommended are to be used. Batteries are to be inserted with the correct polarity. Exhausted batteries are to be removed from the toy. The supply terminals are not to be short-circuited.

ATTENTION: When the modules functions lose performance, follow instructions carefully to install new batteries.

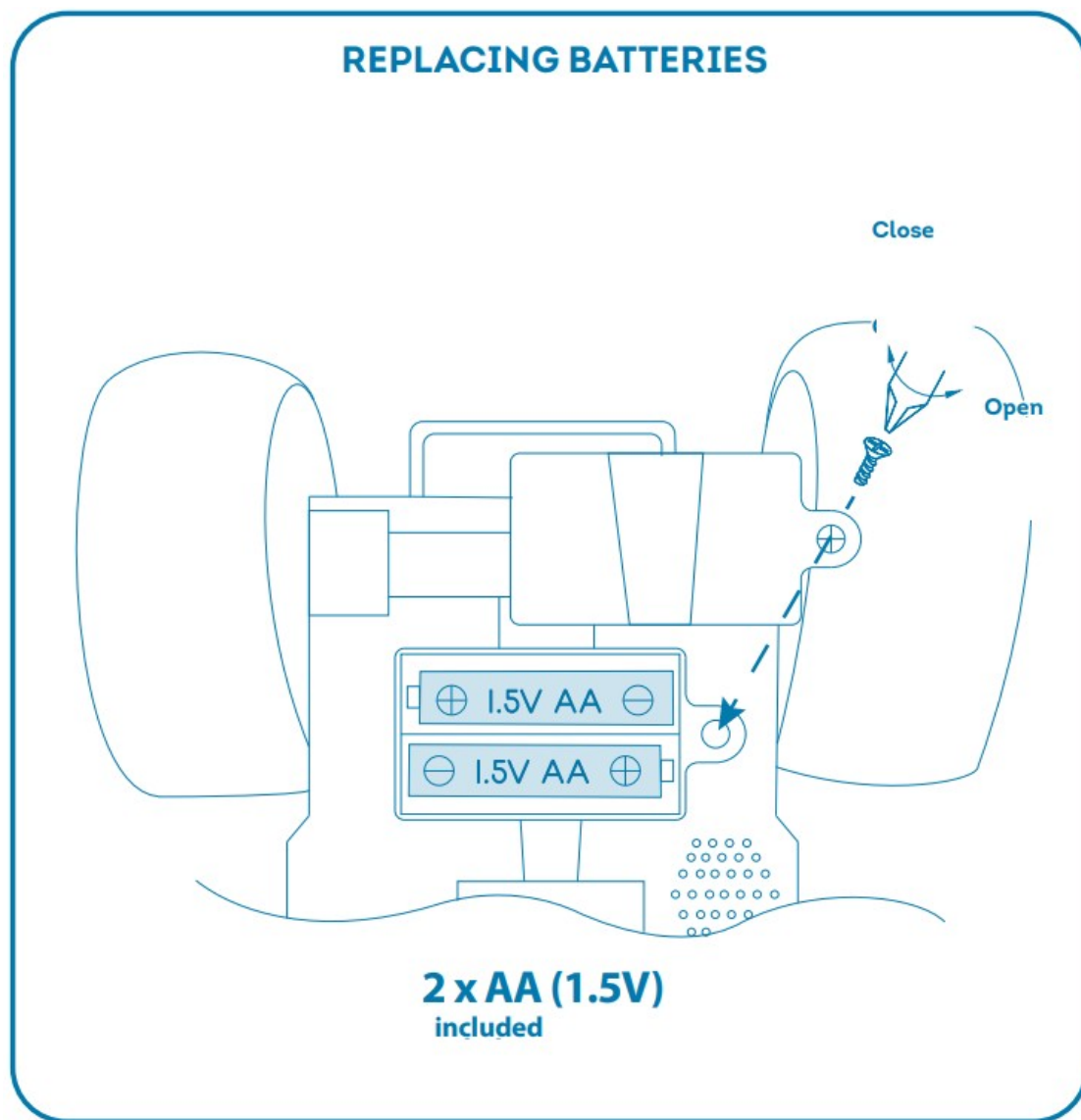
Waste electrical products and old batteries should not be disposed with household waste. Help protect the environment by reuse, recycling. Check with your local authority or retailer for recycling advice.

Please remove all packaging materials before giving to children.

Please retain this information for future reference.

Rough or inappropriate usage may result in permanent damage to the toy. • Excessive sand, dirt and/or water may cause the toy to malfunction.

REPLACING BATTERIES



CAN ICES-3 (B)/NMB-3(B)

This device complies with Part 15 of the FCC Rules. Operation is subject to the following two conditions: (1) this device may not cause harmful interference, and (2) this device must accept any interference received, including interference that may cause undesired operation.

Warning: changes or modifications to this unit not expressly approved by the party responsible for compliance could void the user's authority to operate the equipment.

NOTE: This equipment has been tested and found to comply with the limits for a Class B digital device, pursuant to Part 15 of the FCC Rules. These limits are designed to provide reasonable protection against harmful interference in a residential installation. This equipment generates, uses and can radiate radio frequency energy and, if not installed and used in accordance with the instructions, may cause harmful interference to radio communications. However, there is no guarantee that interference will not occur in a particular installation. If this equipment does cause harmful interference to radio or television reception, which can be determined by turning the equipment off and on, the user is encouraged to try to correct the interference by one or more of the following measures:

- Reorient or relocate the receiving antenna.
- Increase the separation between the equipment and receiver.
- Connect the equipment into an outlet on a circuit different from that to which the receiver is connected.
- Consult the dealer or an experienced radio/TV technician for help.

WARNING:


CHOKING HAZARD—Small parts.
Not for children under 3 years.

WARNING!: SMALL PARTS – CHOKING HAZARD. Not suitable for children under 3 years.

3+ years



Documents / Resources



[DRIVEN WH1005 Backhoe Loader](#) [pdf] Instructions
WH1005 Backhoe Loader, WH1005, Backhoe Loader, Loader

References

- [User Manual](#)