



DRIVEN DR8BTS Wireless Portable Speaker User Manual

[Home](#) » [DRIVEN](#) 

DRIVEN DR8BTS Wireless Portable Speaker User Manual



Contents

- [1 INTRODUCTION](#)
- [2 FEATURES](#)
- [3 PRODUCT OVERVIEW – OPERATION](#)
- [4 PRODUCT OVERAWE](#)
- [5 WHAT'S IN THE BOX](#)
- [6 Documents / Resources](#)

INTRODUCTION

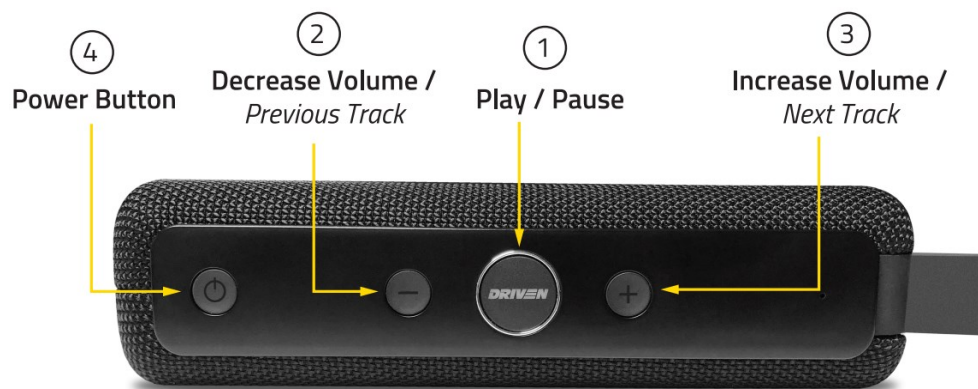
Congratulations on your purchase! This manual includes information about DR8BTS Wireless Portable Speaker. We encourage you to take a few minutes to read this manual, which describes the product and includes step-by-step instructions to help you to set up and get started. Read and understand all the safety instructions before using your product. If you have any questions about these products, their installation or their operation, please contact your retailer or customer service, or visit us at www.drivenelectronics.com.

FEATURES

1. LED lighting charge effect

2. IPX6 Water Resistance
3. Charging Base
4. Fabric Cloth
5. 2pcs 1.75" Driver +1 pcs Passive Radiator
6. Bluetooth
7. Battery Capacity 3.7v=2200mAh
8. Type C charging socket on speaker
9. Aux Port
10. USB Type-C Socket for charging the speaker (No AC adaptor)
11. TWS Mode pairs a second TV1/5 speaker to experience a rich, clear stereo like sound.

PRODUCT OVERVIEW – OPERATION



1. PLAY / PAUSE

- Press the DRIVEN button to play, press again to pause.

2. DECREASE VOLUME / PREVIOUS TRACK

- Press the .— button to Decrease Volume. . Press and Hold the .— button for 2 seconds for Previous Track.

3. INCREASE VOLUME / NEXT TRACK • Press the .+ button to Increase Volume.

- Press and Hold the .+ button for 2 seconds for Previous Track.

4. POWER

- Press to turn on speaker.

5. ANSWER / END CALL ;

- Press the DRIVEN button to Answer or End Calls.

6. REJECT CALL

- Press and Hold the DRIVEN button for 2 seconds to reject a call.

7. TWS MODE (for a stereo like sound when paired to another TWS speaker)

- Simultaneously Press and Hold the .+ and — buttons for 4 seconds and wait for beep.

8. BLUETOOTH PAIRING

- Blinking DRIVEN button will indicate a mobile device search is in progress. If device fails to pair, please proceed to your mobile device's Bluetooth menu. Your speaker will automatically remember the last paired mobile device after the initial setup.


PRODUCT OVERAWE

1. AUX

- Connect to an external audio device through a 3.5mm audio cable (not supplied).

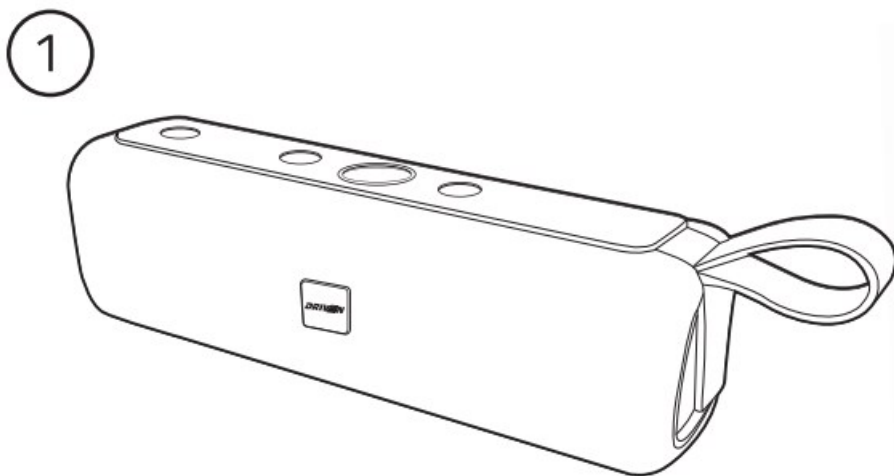
2. TYPE C USB CHARGING PORT

- Charge your device via Type C USB cable.




WHAT'S IN THE BOX

1. DR8BTS



2. USB Cable (Type C)



3. User Manual



Documents / Resources

The image shows the front cover of the user manual. It features the 'DRIVEN' logo at the top, a photograph of a group of people outdoors, and the product name 'DR8BTS Wireless Portable Speaker' and 'USER MANUAL' at the bottom.	<p>DRIVEN DR8BTS Wireless Portable Speaker [pdf] User Manual DR8BTS Wireless Portable Speaker, DR8BTS, Wireless Portable Speaker, Portable Speaker, Speaker</p>
--	---