



## DRIVEN DR8BTS Portable Bluetooth Speaker User Manual

[Home](#) » [DRIVEN](#) » DRIVEN DR8BTS Portable Bluetooth Speaker User Manual 



DR8BTS Portable Bluetooth Speaker  
User Manual



PdfEditor 4.0.0.14 Testversion  
<https://www.pixelplarlet.com/d>

## Contents

### 1 INTRODUCTION

### 2 FEATURES

### 3 PRODUCT OVERVIEW – OPERATION

### 4 Documents / Resources

#### 4.1 References

### 5 Related Posts

## INTRODUCTION

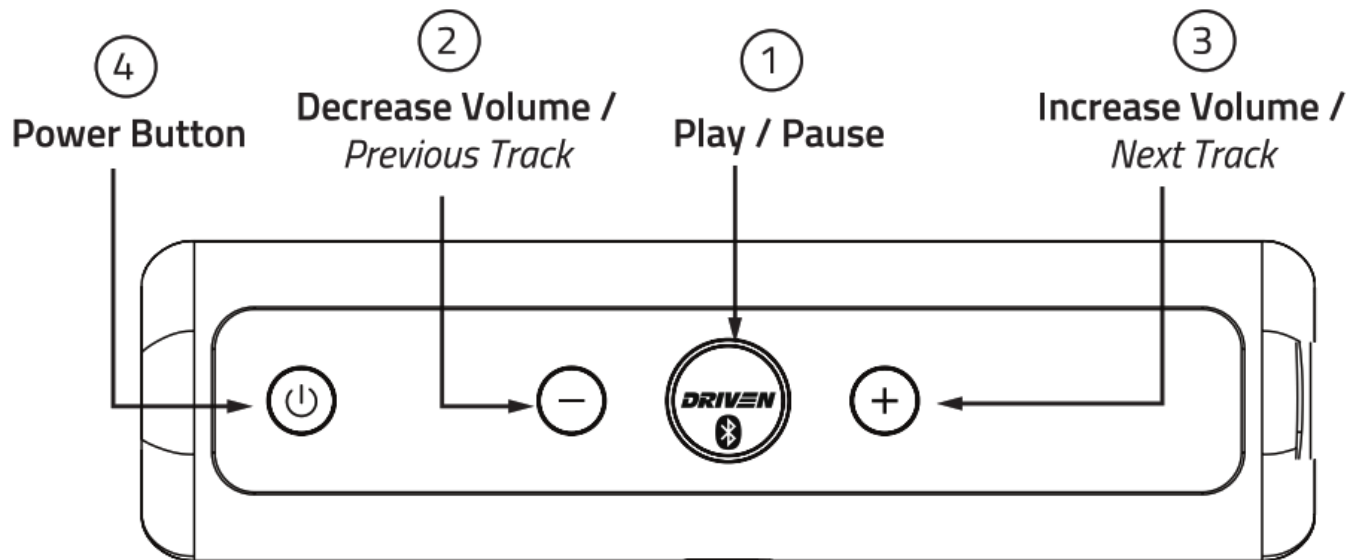
Congratulations on your purchase! This manual includes information about DR8BTS Portable Bluetooth Speaker. We encourage you to take a few minutes to read this manual, which describes the product and includes step-by-step instructions to help you to set up and get started. Read and understand all the safety instructions before using your product. If you have any questions about these products, their installation, or their operation, please contact your retailer or customer service, or visit us at [www.drivenelectronics.com](http://www.drivenelectronics.com).

## FEATURES

- 1) LED lighting charge effect
- 2) IPX6 Weather Resistance
- 3) Battery life up to 7 Hrs.
- 4) 2pcs 1.75" Driver +1pcs
- 5) Bluetooth

- 6) Battery Capacity : 3.7v=2200mAh
- 7) Charging Dock: 2 Hrs. / USB : 3 Hrs.
- 8) Type C charging socket on speaker
- 9) Aux-In Port Passive Radiator
- 10) USB Type-C charging cable
- 11) TWS Mode: Pairing with second DR8BTS

## PRODUCT OVERVIEW – OPERATION



### 1. PLAY / PAUSE

- Press the DRIVEN button to play, and press again to pause.

### 2. DECREASE VOLUME / PREVIOUS TRACK

### 3. INCREASE VOLUME / NEXT TRACK

- Press the .+ button to Increase Volume.
- Press and Hold the .+ button for 2 seconds for Previous Track.

### 4. POWER

- Press to turn ON/OFF speaker.

### 5. ANSWER / END CALL

- Press the DRIVEN button to Answer or End Calls.

### 6. REJECT CALL

- Press and Hold the DRIVEN button for 2 seconds to reject a call.

### 7. TWS MODE

- Simultaneously Press and Hold the + and – buttons for 4 seconds and wait for a beep.

### 8. BLUETOOTH PAIRING

- Blinking the DRIVEN button will indicate a mobile device search is in progress. Select DRIVEN DR8BTS to pair. If the device fails to pair, please proceed to your mobile device's Bluetooth menu. Your speaker will automatically remember the last paired mobile device after the initial setup.

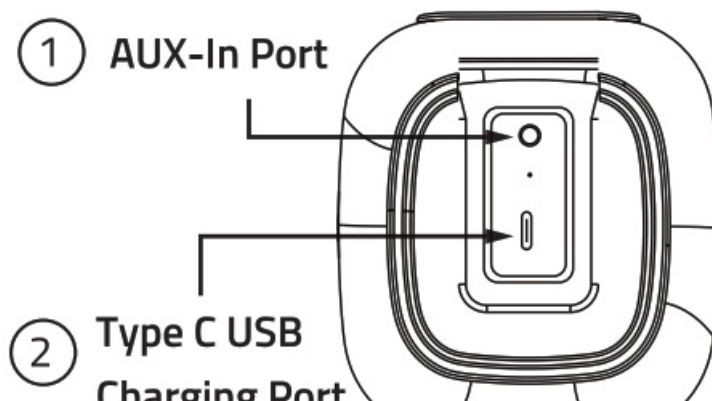
## 3.2 PRODUCT OVERVIEW – PORTS

### 1. AUX

- Connect to an external audio device through a 3.5mm audio cable.

## 2. TYPE C USB CHARGING PORT

- Charge your device via a Type C USB cable.




**DRIVEN**™

[drivenelectronics.com](http://drivenelectronics.com)

PdfEditor 4.0.0.14 Testversion – <https://www.pixelplaret.com/d>

## Documents / Resources

<p>材質:100%雙面光面,4色印刷,四等折 尺寸:149x216mm</p>  <p><b>DR8BTS</b> Portable Bluetooth Speaker USER MANUAL</p>	<p><a href="#">DRIVEN DR8BTS Portable Bluetooth Speaker</a> [pdf] User Manual DR8BTS, 2A7R5-DR8BTS, 2A7R5DR8BTS, DR8BTS Portable Bluetooth Speaker, Portable Bluetooth Speaker</p>
--	--

## References

- [PDFs ändern, bearbeiten, zusammenfügen und editieren mit dem Editor](#)