



# Draperies CSK-NR-8815 Single Channel Remote Instructions

[Home](#) » [Draperies](#) » Draperies CSK-NR-8815 Single Channel Remote Instructions 

CSK-N R-881 5  
Emitter  
Version: 6/03

Contents

1

Instruction Of Buttons

2

Technical specification

3

Warning

4

Effective Channel Selection


5

Documents / Resources

6

Related Posts

## Instruction Of Buttons



15-channel LCD emitter

Back

Use a tool (such as Sim card pin, mini screwdriver, fine needle as above) to press the elastic button meanwhile push the battery cover down

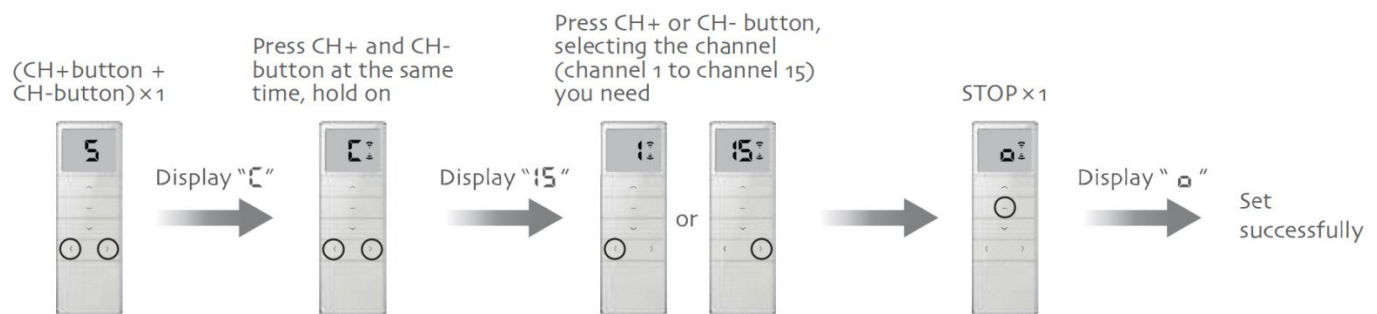
## Technical specification

Battery: 3V (CR2450)	Battery life: > 2 years	Radiofrequency: 433.92MHz
Working temperature: -10 °C~50 °C		Radio range: 200 meters outdoor, 35 meters indoor

## Warning

1. Emitter couldn't expose to moisture or be struck heavily, or else the emitter life will be affected.
2. If the emitter is not so sensitive or the radio range becomes shorter, pls check whether to change the battery.
3. If the voltage is less than 2.6V, there will be a low voltage indication.
4. It's forbidden to use different types battery to avoid any dangerous risk.
5. Dispose of used batteries properly.

## Effective Channel Selection



**Note:** In the setting state, press the UP or DOWN button you can exit quickly. If you want to change the valid channels, reset them.

### Caution:


This device complies with Part 15 of the FCC. Operation is subject to the following two conditions:

- (1) this device may not cause harmful interference,
  - (2) this device must accept any interference received, including interference that may cause undesired operation.
- Any changes or modifications not expressly approved by the party responsible for compliance could void the user's authority to operate the equipment.

This equipment has been tested and found to comply with the limits for a Class B digital device, pursuant to part 15 of the FCC Rules. These limits are designed to provide reasonable protection against harmful interference in a residential installation. This equipment generates uses and can radiate radio frequency energy and, if not installed and used in accordance with the instructions, may cause harmful interference that will not occur in a particular installation. If this equipment does cause harm' (note [Terence to ramp or teievifli reception, whicrt can De to rabic) communications. However .there is no guarantee that interference is determined by turning the equipment off and on, the user is encouraged to try to correct the interference by one or more of the following measures:

- Reorient or relocate the receiving antenna.
- Increase the separation between the equipment and receiver.
- Connect the equipment into an outlet on a circuit different from that to which the receiver is connected.
- Consult the dealer or an experienced radiofTV technician for help.

## Documents / Resources



[Draperies CSK-NR-8815 Single Channel Remote](#) [pdf] Instructions  
NR-8815, NR8815, 2AHEZ-NR-8815, 2AHEZNR8815, CSK-NR-8815 Single Channel Remote,  
Single Channel Remote, Remote