



DRACOOOL 8625B Ultra Portable Magnetic Keyboard Case User Manual

[Home](#) » [DRACOOOL](#) » DRACOOOL 8625B Ultra Portable Magnetic Keyboard Case User Manual 

DRACOOOL

Make Life Easier

ULTRA-PORTABLE
MAGNETIC KEYBOARD CASE


Contents

- [1 8625B Ultra Portable Magnetic Keyboard Case](#)
- [2 Troubleshooting](#)
- [3 Shortcuts Instruction](#)
- [4 How to Type Special Symbols](#)
- [5 Documents / Resources](#)
 - [5.1 References](#)

8625B Ultra Portable Magnetic Keyboard Case



User Manual


Pairing Mode Press and hold () for 3 seconds to enter into pairing state. The keyboard will exit from Bluetooth pairing mode if no connection is made within 3 minutes.

Bluetooth Connection Go to iPad's Settings, tap Bluetooth and turn it on. Find "Dra cool Keyboard" in OTHER DEVICES and connect it.


Auto Re-connection After a successful pairing, the keyboard will pair iPad next time automatically in OTHER DEVICES and connect it.

Auto Re-connection After a successful pairing, the keyboard will pair iPad next time automatically in 5 seconds.

Charging Indicator

In Charging: 

Fully Charged: 

Low Battery: 



Emergency Charging Mode

Note: For some emergencies, you can charge the keyboard with your iPad's USB-C charging cable. (This charging method is only for emergency use.)

Auto Sleep The keyboard backlight will go off automatically after 1 minute of inactivity.



After 10 minutes of inactivity, the keyboard will go to sleep mode automatically. Press any key to wake up the keyboard and it will reconnect to your device automatically.

Basic Keyboard Settings Go to iPad's Settings, and tap General -> Keyboard Hardware Keyboard.

Advanced Keyboard Settings Go to Settings → Accessibility -> Keyboards -> Full Keyboard Access (On) This function can help you better control your iPad via the keyboard. You can also search iPad Full Keyboard Access" in the search engine to find more useful skills.

Troubleshooting

If the keyboard doesn't work, please check:
































1. If it's powered on, if not, switch it on.
2. If its battery has run out, if yes, charge it immediately.
3. If Bluetooth connection fails, turn off the keyboard and restart it after 10 seconds, and the keyboard will reconnect to your device automatically. If the problem still exists, go to iPad's Settings Bluetooth My Devices to delete "Dra cool Keyboard". Then reconnect the keyboard according to the previous connection steps.
4. If Bluetooth connection still fails, press  and  for 3 seconds to restore factory settings. Then reconnect the keyboard.
5. Or you can restart your iPad and then check if the keyboard can work normally.
6. If the Caps Lock key fails to work, you can try Settings → General → Keyboard → Hardware Keyboard → Switch Languages using Caps Lock (Off).

If the keyboard still doesn't work after trying the above solutions, please try to repeat these steps. If your problems can't be solved after that, please contact the seller for help.

Warm Prompt

1. The keyboard is built with a rechargeable polymer battery.
2. If you're not going to use the keyboard for a long time, we suggest turning it off to avoid power drain and extend its battery life.

Shortcuts Instruction

Key	Function	Key	Function	Key	Function		
	Search		Switch Language		Brightness –		
	Screenshot		Activate Virtual Keyboard		Brightness +		
	Previous		Play/Pause		Next		
	Mute		Volume –		Volume +		
	Lock Screen		Bluetooth Pairing Key				
	Press and hold this key to activate the shortcuts supported by current Apps			Single-press: Home Double-press: Multitask Mode			
Press and hold  , then press the corresponding key to activate the highlighted function.							
	Page Heading		Top of the Line		Adjust Backlight Brightness (Low-Medium.High.010)		
	Page Footing		End of the line		Adjust 7 Backlight Colors		
Press and hold  , then press the corresponding key to activate the highlighted function.							
	Switch among Multitasking Apps		Paste		Select All		Cut
	Copy		Save		Withdraw		

How to Type Special Symbols

US layout: Press and hold  , then press the corresponding key below, you can type the highlighted special symbol.




UK layout: Press and hold  , then press the corresponding key below, you can type the highlighted special symbol.



DRACOOOL

Make Life Easier

Documents / Resources

	<p>DRACOOOL 8625B Ultra Portable Magnetic Keyboard Case [pdf] User Manual 8625B Ultra Portable Magnetic Keyboard Case, 8625B, Ultra Portable Magnetic Keyboard Cas e, Portable Magnetic Keyboard Case, Magnetic Keyboard Case, Keyboard Case</p>
---	--

References

- [User Manual](#)