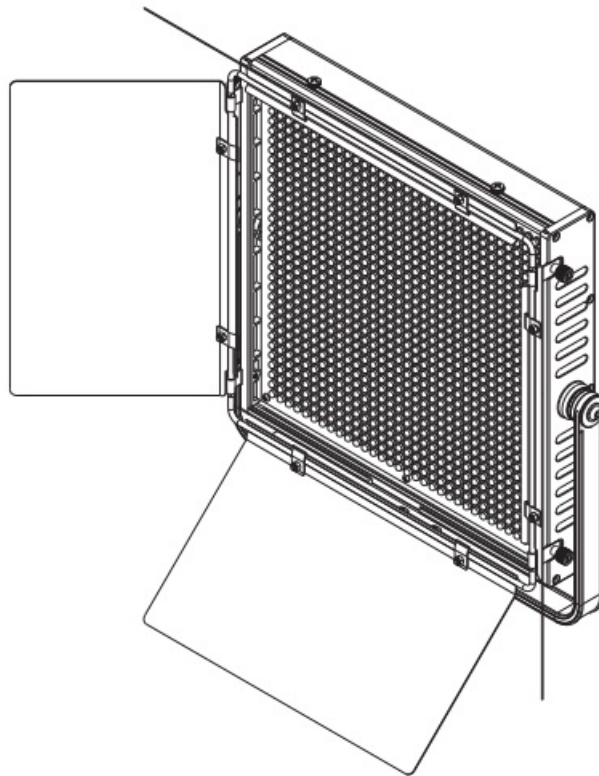


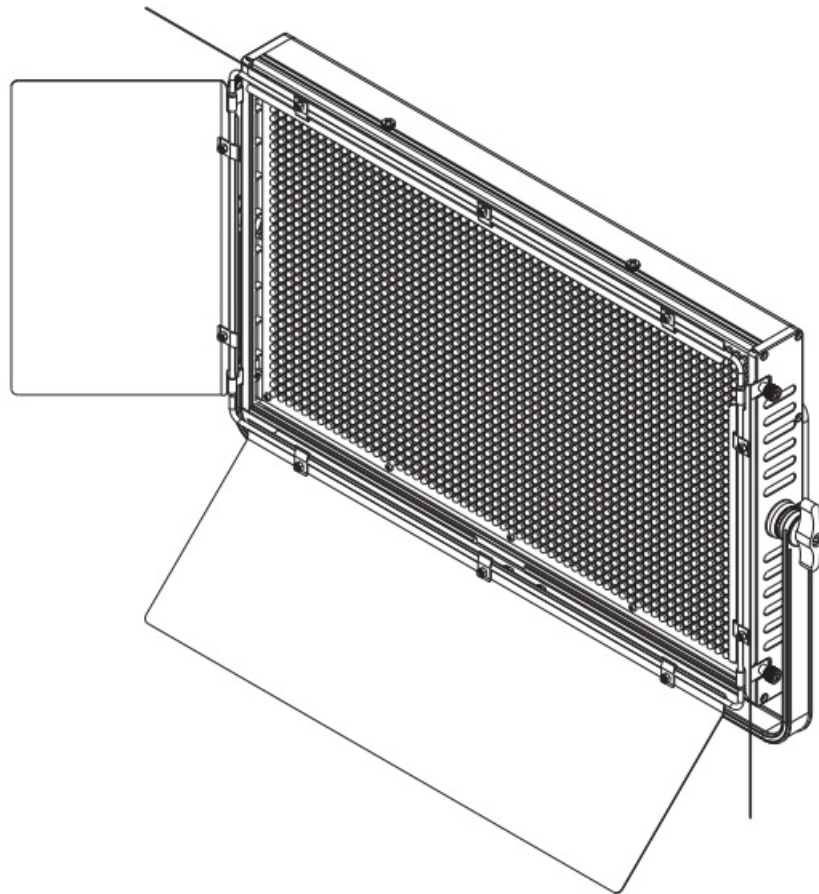


# DRACAST KALA2000B Bi-Color Panel Light User Manual

[Home](#) » [DRACAST](#) » DRACAST KALA2000B Bi-Color Panel Light User Manual 

## DRACAST KALA2000B Bi-Color Panel Light





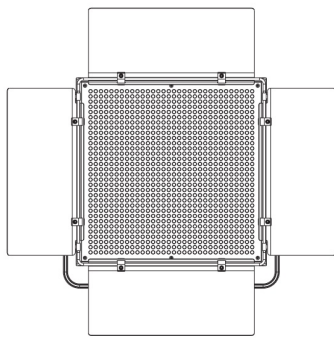
## Contents

- [1 Product Introduction](#)
- [2 Main Features](#)
- [3 Front View](#)
- [4 Back View](#)
- [5 Accessories](#)
- [6 Operations](#)
- [7 Specification](#)
- [8 \[www.dracast.com\]\(http://www.dracast.com\)](#)
- [9 Documents / Resources](#)
  - [9.1 References](#)
- [10 Related Posts](#)

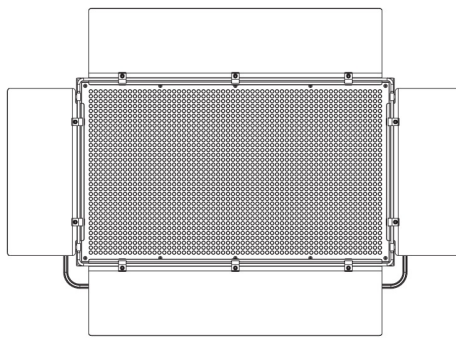
## Product Introduction

The new series of professional LED video light that contains four versions: KALA 1 000D, KALA1 000B, KALA2000D and KALA2000B. KALA1 000D/B is made of 1024 LED bulbs and KALA2000D/B is made of 2048 LED bulbs. The KALA 1 000D and KALA2000D are daylight balanced and adjustable brightness. KALA 1 000B and KALA2000B can adjust brightness and color temperature. With high quality LED bulbs, the lights have high CRI96+, great brightness and right color. Meanwhile, practical soft diffusion, 360° rotation U bracket improve your light set-up and stabilization.

## Main Features



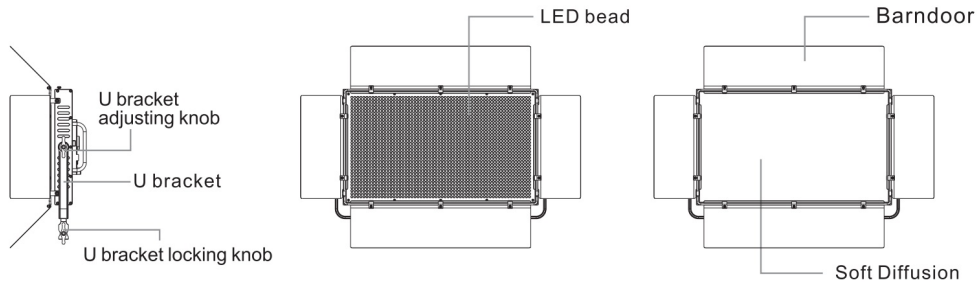
KALA1000D  
KALA1000B



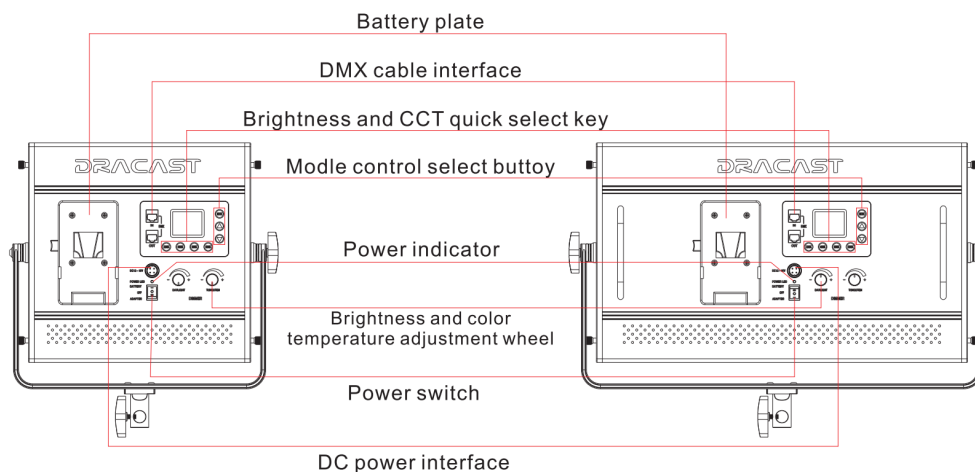
KALA2000D  
KALA2000B

- Ultra Heat Dissipation
- Delicate Design with Aviation Aluminum Alloy Housing
- High Color Rendering Index, CRI96+
- LCD digital display
- PWM Dimming Technology
- Brightness Adjustment
- Color Temperature Adjustment
- Dual Power System
- Convenient Light Set-Up and Stabilization system

## Front View



## Back View



KALA1000D/B


KALA2000D/B

## Accessories

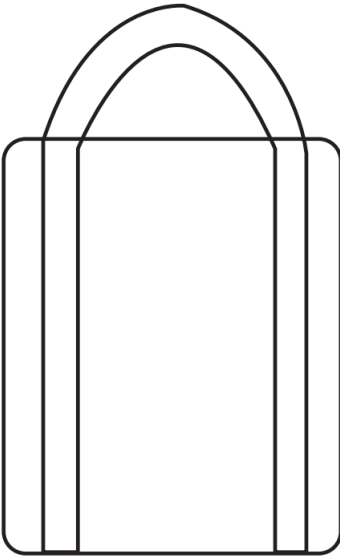
- Power Line




- Power Adapter




- Carry Bag



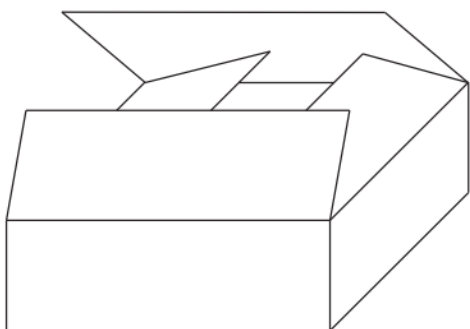
- Bamdoor



- Soft Diffusion

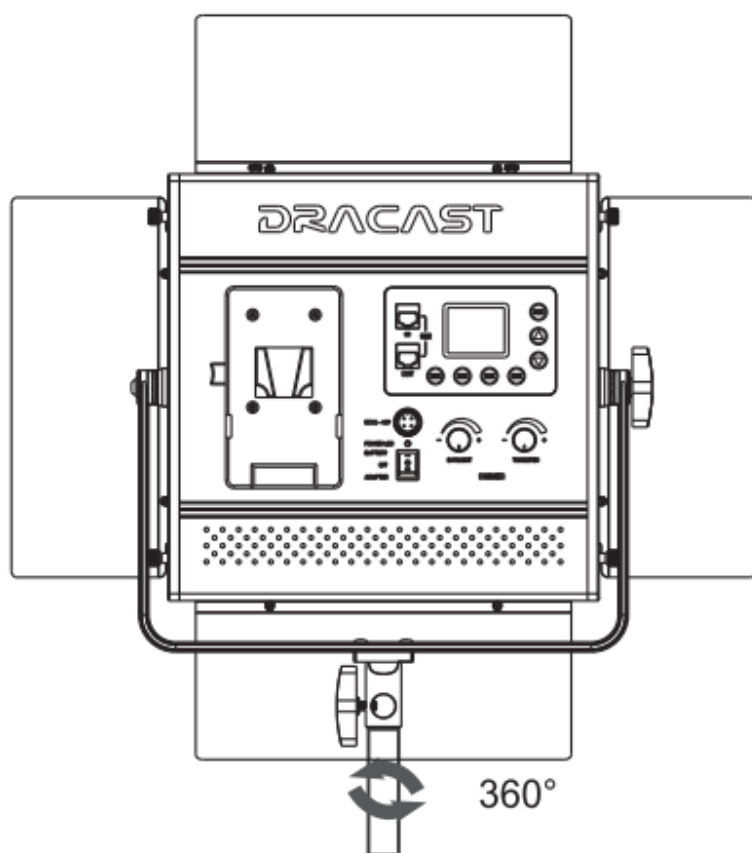


- Packing Box

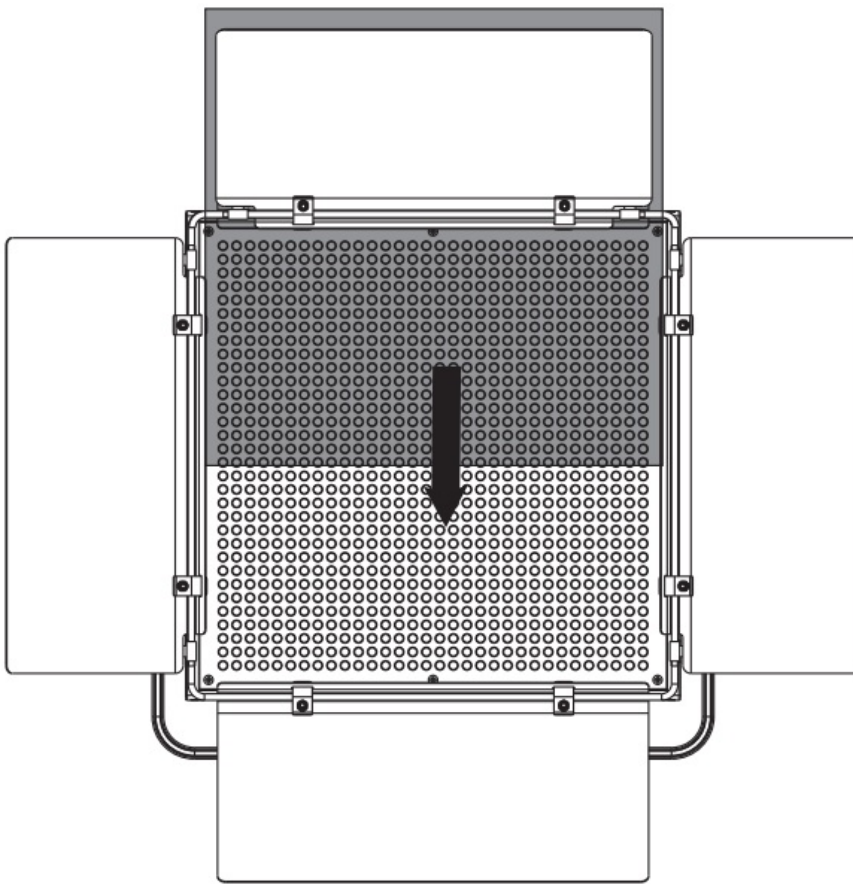


## Operations

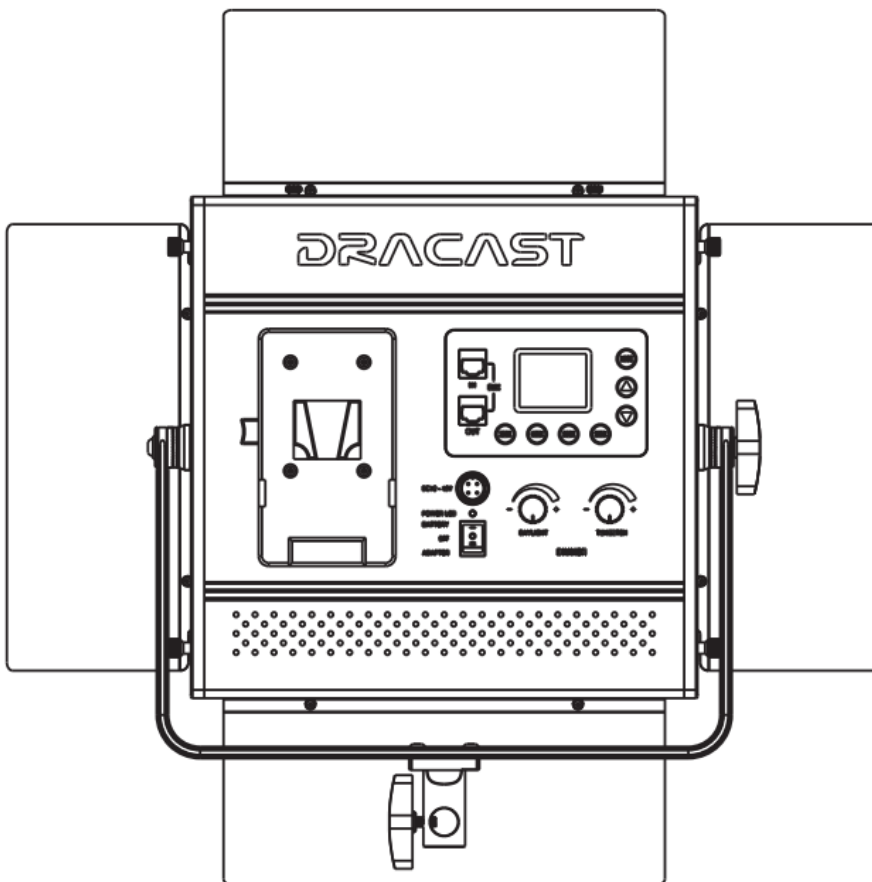
1. Install the light on the light stand by rotating clockwise, counterclockwise to uninstall it.



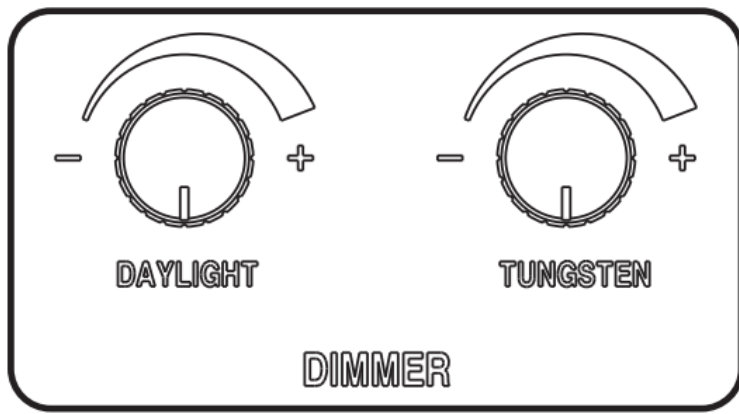
2. Insert the soft diffusion into the light panel sides. Fixed by diffusion brake and screw.



3. Insert the DC adapter/Put on the battery. Turn on the power switch.

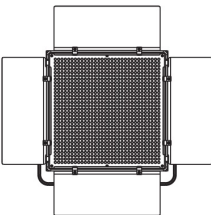



4. Rotate the brightness adjustment wheel clockwise to increase your brightness. Set your required color temperature by the CCT adjustment wheel.



Brightness and CCT increase

Specification

|                   |                                                                                   |                                                                                     |
|-------------------|-----------------------------------------------------------------------------------|-------------------------------------------------------------------------------------|
| Model             | KALA1000D<br>KALA1000B                                                            | KALA2000D<br>KALA2000B                                                              |
| Details           |  |  |
| LEDS              | 1024                                                                              | 2048                                                                                |
| CRL               | 96+                                                                               | 96+                                                                                 |
| Voltage           | DC15V                                                                             | DC 15V                                                                              |
| Color Temperature | 5600( + 50)<br>3200-5600( +50)                                                    | 5600(+50)<br>3200-5600( + 50)                                                       |
| Power Consumption | sow                                                                               | 100W                                                                                |
| Size              | 303*386*48mm                                                                      | 566*386*48mm                                                                        |
| Weight            | 3060.5g/6.75LBS                                                                   | 4300.5g/9.92LBS                                                                     |

#### Attention


1. Do not look at the working light directly.
2. Do not cover the working light, or it will avoid the product cooling to damage it.
3. Do not place the Light at flammable items such as alcohol, gasoline or near volatile solvent.
4. Do not place any liquid on the Light interior or fall into the Light.
5. Power off when you finish use the Light in case of a fire.
6. Carefully to move the Light in case of dropping it down

[www.dracast.com](http://www.dracast.com)

**DRACAST**

**Documents / Resources**





[DRACAST KALA2000B Bi-Color Panel Light](#) [pdf] User Manual  
01, KALA2000B, KALA2000B Bi-Color Panel Light, Bi-Color Panel Light, Panel Light, Light

References

- [M<sub>H</sub> Search - Manual-Hub.com](#)