



## DRACAST DRBRP5000D DayLight Point Source LED Light Instruction Manual

[Home](#) » [DRACAST](#) » DRACAST DRBRP5000D DayLight Point Source LED Light Instruction Manual 

DRACAST DRBRP5000D DayLight Point Source LED Light Instruction Manual



## Contents

- [1 Warnings and Notes](#)
- [2 Product Information](#)
- [3 Boltray Figure and Components](#)
- [4 Specifications](#)
- [5 Documents / Resources](#)
- [6 Related Posts](#)

## Warnings and Notes

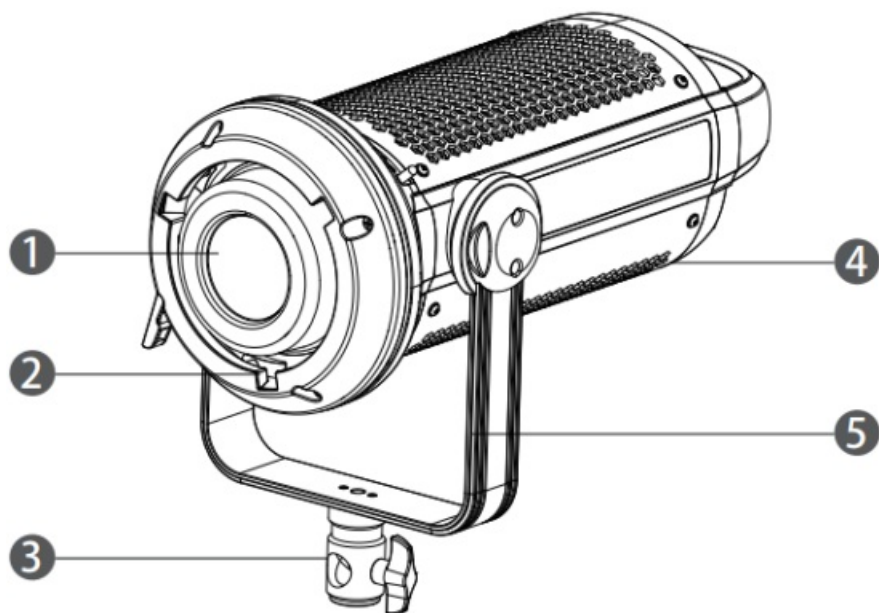
1. Please do not expose the device to excess heat or moisture. Store in a cool, dry place.
2. Please do not let the device be exposed to rain or other liquids to avoid permanent damage.
3. Please do not connect the fixture to excess or incorrect voltage.
4. The body will generate heat when operating. Use caution when handling.
5. During transportation and installation, do not hit the fixture against other items or drop the fixture. This can cause damage to the light.
6. Please do not directly look at the LED light when the fixture is powered on.
7. Please do not place the fixture near any flammable materials or solvents.
8. Please use a dry, soft cloth to clean fixture. The fixture may be cleaned with damp cloth only when the unit is powered off and unplugged. Dry the fixture with a soft cloth before plugging back in.
9. Keep the fixture out of reach of children.
10. Please do not operate the fixture over current. Permanent damage can occur.
11. Do not disassemble the fixture or touch the product's internal parts. This could result in injury and permanent damage to the fixture. In the event of a malfunction, the fixture should be repaired by a qualified technician.
12. Unplug the fixture when not in use.
13. Failure to comply with these warning can result in injury and / or cause permanent damage to the fixture.

## Product Information

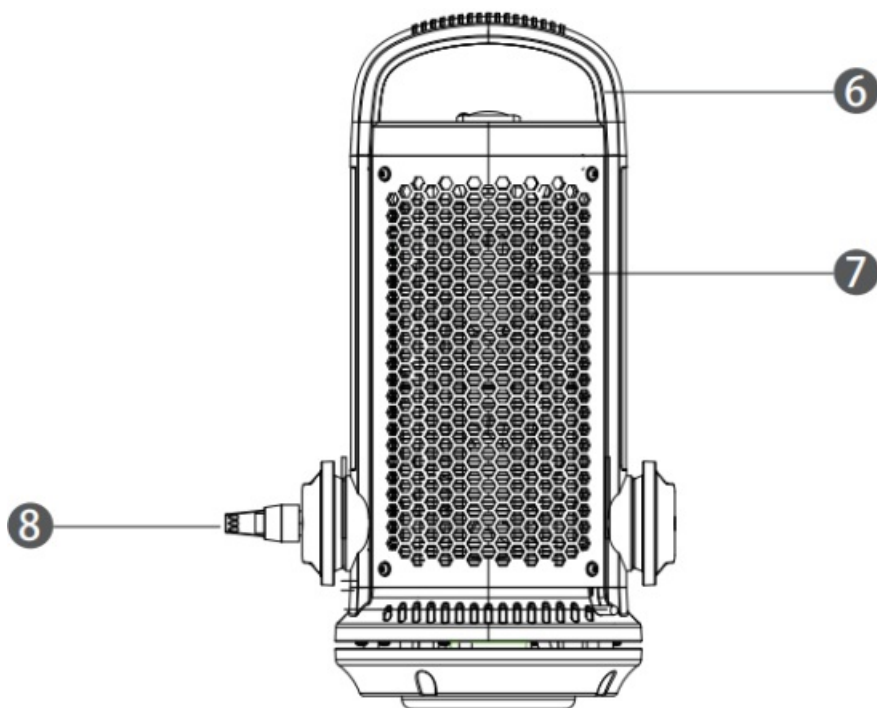
Dracast Boltray Series is a high-output, compact light fixture that combines accurate color rendition with portable design. The result is a light fixture that is perfectly suited for photo and filmmaking applications. The 5000 model is equipped with a 500W LED COB array in single color 5600K.

The Dracast Boltray Series is constructed with an aluminum alloy frame, making the fixture both durable and lightweight. The lamp head is separated from the power and control assembly giving the lamp head maximum versatility. The fixture can be powered via AC mains power, or via DC battery power through its onboard v-mount battery plates. The fixture is equipped with overheating protection as well as onboard fans for prolonged use. Boltray fixtures are equipped with a built-in 2.4G wireless receiver enabling it to be controlled via remote.

## Boltray Figure and Components

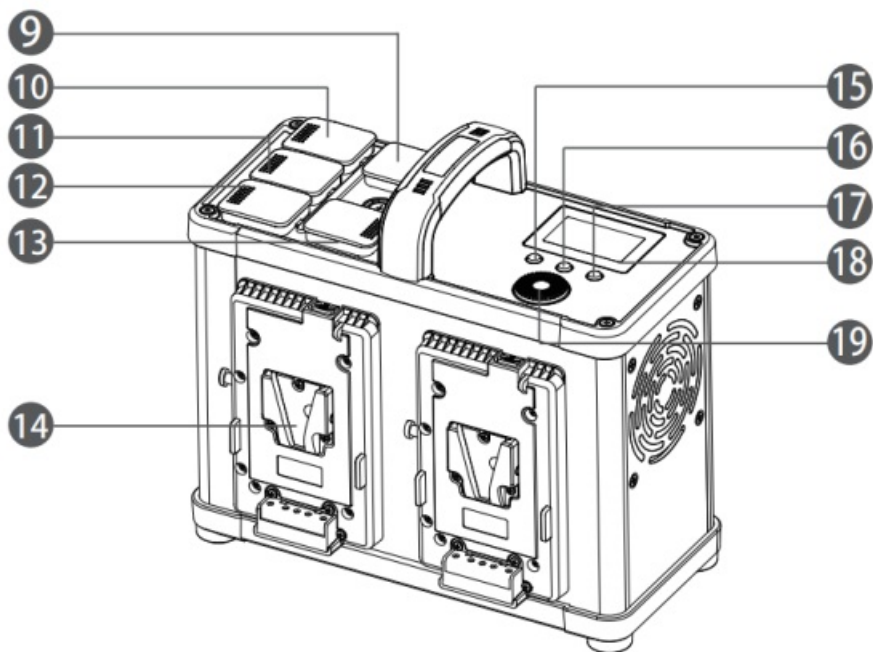


- 1. COB LED
- 2. Bowens mounting
- 3. Angle adjusting knob
- 4. Power socket
- 5. Yoke



- 6. Handle
- 7. Silent fan
- 8. Angle adjusting knob

The fan will be on all the time as the light is on.



- 9. DMX socket
- 10. connection line socket
- 11. AC Power cord socket
- 12. DC Power cord socket
- 13. Power switch  
I: AC II : DC
- 14. Sony type V lock battery
- 15. Channel keys
- 16. DMX switch
- 17. FUNCTION Button – 5 modes switch  
F1- Paparazzi F2- Firework F3- Warning  
F4 – Thunder F5 – TV

Shortly press the FUN button to enter into F1-F5 modes of special effect. Switch sequentially from F1 to F5 by pressing the button.

Wheel the dimmer to change the brightness intensity from 10% to 100%.

Pressing the dimmer then, and wheel to change the special effect from weak to strong (1 – 10 ).

- 18. LED display
- 19. Adjustment knob


## Specifications

Model	DRBRP5000D / DRBRP5000B
Output Power	500W
Color rendering index	≥95
Luminous Flux	45000LM
LED Quantity	1 PCS
Color Temperature	DRBRP5000D 5600K ± 200K
Illuminant	High-Power LED Module
Adjusting Range	10%-100%
Remote Control	(99channel 2.4G wireless remote control)
Remote Control distance	≥50M
Lithium Battery Type	Sony type V lock battery x 4 pcs, the output power of single battery ≥180 Watts
DMX512 dimmer	YES (RJ45 interface)
power input	AC100-240V 50/60Hz DC36V

#### Overheating Protection:

A thermally triggered overheat protection system will automatically shutdown the fixture if internal temperure exceeds 90°C (194°F). The fixture will emit an audible warning prior to shutdown. Normal operation may resume upon completed cooldown.

## Documents / Resources

	<a href="#">DRACAST DRBRP5000D DayLight Point Source LED Light</a> [pdf] Instruction Manual DRBRP5000D, DayLight Point Source LED Light
---	--