




DOUBLEEAGLE SY-C51072W-06 Building Block Series Car Instructions

[Home](#) » [DOUBLEEAGLE](#) » DOUBLEEAGLE SY-C51072W-06 Building Block Series Car Instructions 

Contents

- [1 DOUBLEEAGLE SY-C51072W-06 Building Block Series Car](#)
- [2 INSTRUCTIONS](#)
- [3 Battery Usage Notices](#)
- [4 FCC](#)
- [5 Documents / Resources](#)

DOUBLEEAGLE

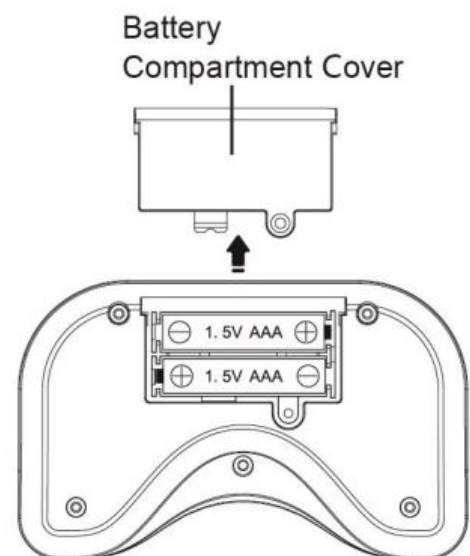
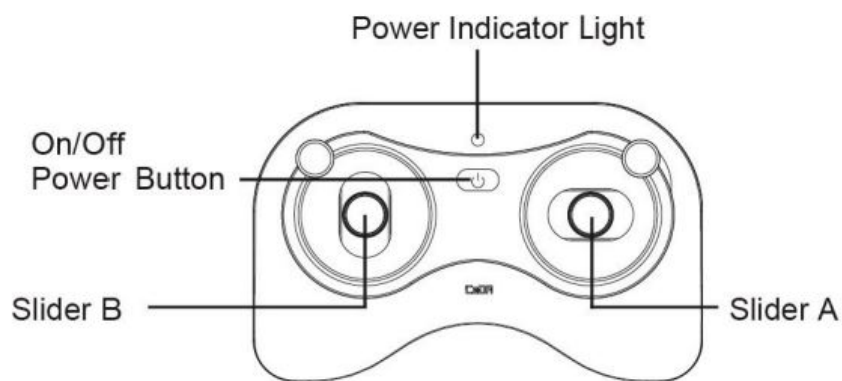
DOUBLEEAGLE SY-C51072W-06 Building Block Series Car



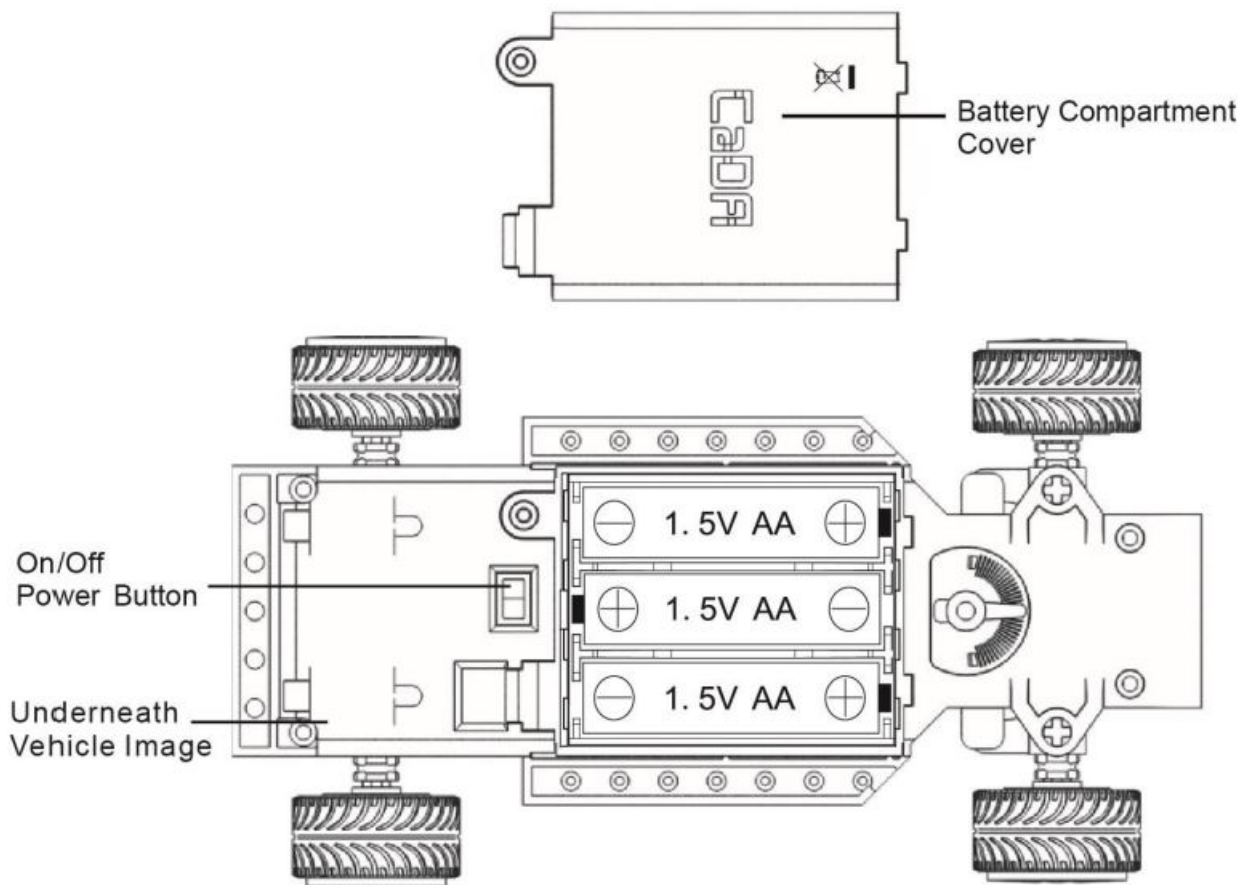
INSTRUCTIONS

BUILDING BLOCK SERIES

OPERATING FREQUENCY	2426MHz ~ 2474MHz
EIRP (MAX.)	2.37dBm



Install 2 pcs of 1.5V AAA nonrechargeable batteries in the correct polarity (remote control batteries are not included).



Install 3 pcs of 1.5V A nonrechargeable batteries in the correct polarity (vehicle batteries are not included).

GHz Automatical Code Description

1. Install the battery in the remote control and under the vehicle, turn on the power switch under the vehicle, and then press the power supply of the remote control on/off, the indicator light of the remote control flashes slowly, starting to enter the code state if the remote control indicates light flashes and goes out to indicate the successful pairing.
2. Each remote control can only be matched with one vehicle's main control code, after each code is successfully matched bottom controllers don't interfere with each other until they do.
3. The corresponding vehicle bottom master control code and the remote control are still not found after about 1-minute Sleep will be entered, and the indicator will be off, press any button except the power switch You can re-enter the cross-code state.
4. Turn off the power of the two before recording with the other remote control or the main control under the car.

Battery Usage Notices

- Use 2 pcs of 1.5V AAA non-rechargeable batteries for the remote controller.
- Use 3 pcs of 1.5V non-rechargeable batteries for the toy.
- Insert/change batteries as per city.
- Non-rechargeable batteries are anole.
- Do not mix old and new batteries
- Take out the exhausted batteries from the toy. rent types of batteries.
- The toy is not to be connected to more than the recommended number of power supplies.

- The toy is not intended for children under 3 years old.
- Regularly check the wire, shell, and other components for any damage. Stop using when the damage is founded, the supply terminals are not to be short-circuited.
- Unscrew the battery cover with the screwdriver, and insert the batteries as per the correct polarity.
- Do not mix alkaline batteries, standard (carbon-zinc), or rechargeable batteries.

FCC

FCCID ZAAFASY-C51072W-06

Manufacturer: Double eagle Industry (China) Limited.

Address: Xingda Industrial Park, Chenghai District, Shantou City, Guangdong Province, China.

Importer: Toy Planet

Address: Parque Empresarial Tactica C/elluters, 37 46980 Paterna CHOKING HAZARD-small parts, not for children under 3 years. Specifications colors and contents may vary from illustrations.

This device complies with Part 15 of the FCC Rules. Operation is subject to the following two conditions:

1. this device may not cause harmful interference, and
2. this device must accept any interference received, including interference that may cause undesired operation.

Note: This equipment has been tested and found to comply with the limits for a Class B digital device, pursuant to Part 15 of the FCC Rules. These limits are designed to provide reasonable protection against harmful interference in a residential installation. This equipment generates, uses, and can radiate radio frequency energy and, if not installed and used in accordance with the instructions, may cause harmful interference to radio communications. However, there is no guarantee that interference will not occur in a particular installation. If this equipment does cause harmful interference to radio or television reception, which can be determined by turning the equipment off and on, the user is encouraged to try to correct the interference by one or more of the following measures:

- Reorient or relocate the receiving antenna.
- Increase the separation between the equipment and the receiver.
- Connect the equipment to an outlet on a circuit different from that to which the receiver is connected.
- Consult the dealer or an experienced radio/TV technician for help.

Caution: Changes or modifications not expressly approved by the party responsible for compliance could void the user's authority to operate the equipment. This equipment complies with FCC radiation exposure limits set forth for an uncontrolled environment. This transmitter must not be co-located or operating in conjunction with any other antenna or transmitter.

Hereby, [DOUBLEEAGLE INDUSTRY (CHINA)LIMITED], desires that this [BUILDING BLOCK SERIES] is in compliance with the essential requirements and other relevant provisions of Directive 2014/53/EU.. The full test of the EU declaration of conformity is available at the following internet address: www.doublele-group.com.

Documents / Resources



DOUBLEEAGLE SY-C51072W-06 Building Block Series Car [pdf] Instructions
2AAFASY-C51072W-06, 2AAFASYC51072W06, SY-C51072W-06, Building Block Series Car, S
Y-C51072W-06 Building Block Series Car, Building Block Series Car