



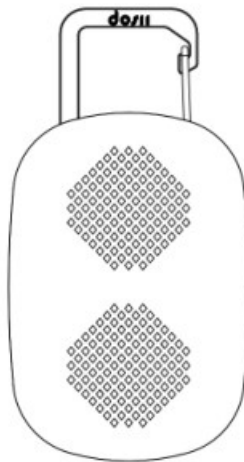
dosii SC909 Aululla Portable White Noise Machine and Wireless Speaker User Manual

[Home](#) » [dosii](#) » dosii SC909 Aululla Portable White Noise Machine and Wireless Speaker User Manual 

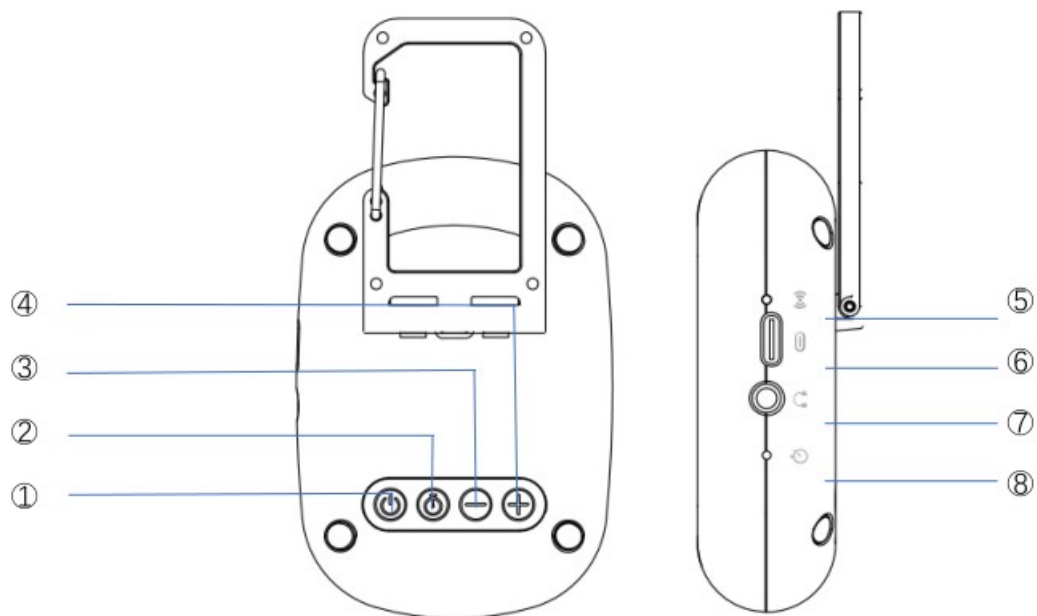
*dosii SC909 Aululla Portable White Noise Machine and Wireless Speaker
User Manual*

DOSII AULULLA SOUND MACHINE

- Portable White Noise Machine and Wireless Speaker -



MODEL NO.: SC909




- ① Power on / off
- ② Timer / Play / Pause
- ③ Volume - / PREV track
- ④ Volume + / NEXT track
- ⑤ Wireless / Charge indicator
- ⑥ USB-C charge port
- ⑦ Earphone jack
- ⑧ Timer indicator

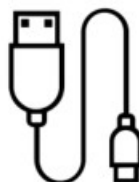
Packing List



x 1



x 1



x 1




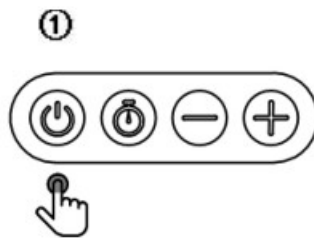
x 1

Product Controls and Indicators

Tips:  long press  short press

Power

 Power on/off	Long press button① to turn on/off the speaker
---	---





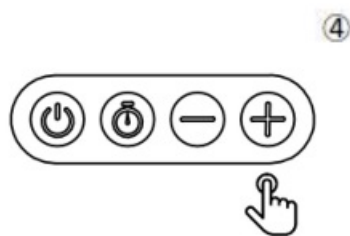
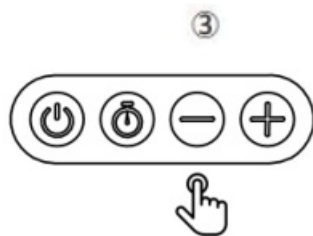
In the box

1 x SC-830 speaker, 1 x Quick Start Guide

1 x TYPE-C charging cable

White Noise So

 Previous	short press button② to previous track
 Next	short press button④ to next track



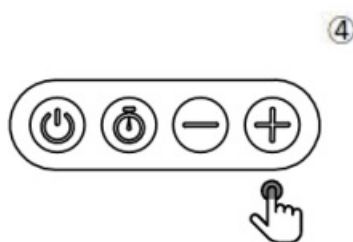
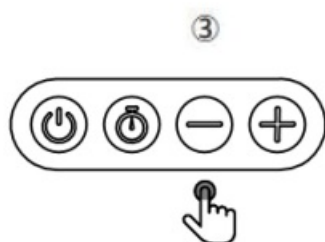
*White Noise Sounds List

EP1	White Noise 1
EP2	White Noise 2
EP3	Pink Noise
EP4	Brown Noise
EP5	Rain
EP6	Waves
EP7	Stream
EP8	Thunderstorm 1
EP9	Thunderstorm 2
EP10	Campfire
EP11	Birds
EP12	Crickets Chirp
EP13	Lullaby 1

EP14	Lullaby 2
EP15	Lullaby 3
EP16	Lullaby 4
EP17	Lullaby 5
EP18	Fetal Heartbeat
EP19	Heartbeat
EP20	Shush
EP21	Eat chips
EP22	Music Box
EP23	Train
EP24	Fan
EP25	Vacuum Cleaner

Volume Control

⊖ Volume down	long press button③ to decrease volume
⊕ Volume up	long press button④ to increase volume

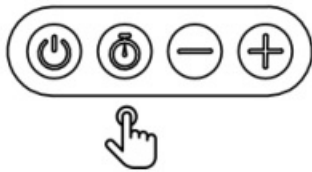


White Noise Timer

⌚ 30/60/90/continuous	Short press button② to set timer for 30 minutes, 60 minutes, 90 minutes or continuous. (The default mode is
---------------------------------	---

	continuous playback)
--	-----------------------

②



In each timing mode, it will have a voice and light prompt:

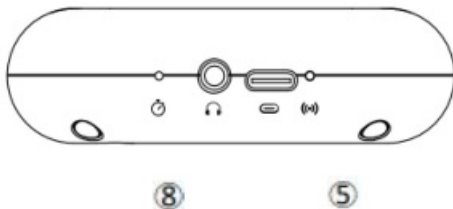
30 minutes: notification "30 minutes" and timer indicator last for 5 seconds

60 minutes: notification "60 minutes" and timer indicator last for 10 seconds.

90 minutes: notification "90 minutes" and timer indicator last for 15

Indicators

Wireless / Charge indicator	When charging, the indicator⑤ will light up in Red. When charging finish, the indicator⑤ will light off. In wireless mode, the indicator⑤ flash in Blue when waiting for connection, the indicator⑤ stays constant Blue if connected.
Timer indicator	On 30/60/90 minutes mode, timer indicator⑧ will last for 5/10/15 seconds in green

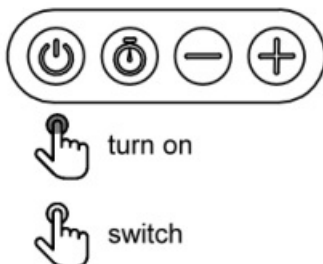


Wireless Speaker Mode for Mobile Music Play

Pair	Step1 : Aululla is in white noise mode by default when long press button① to power on. To switch into wireless speaker mode, Short press button①. Step 2 : Go to mobile's setting page and pair the device named "Aululla" .
-------------	---

①


Step 1



turn on

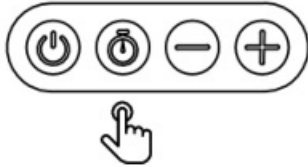
switch


Step 2



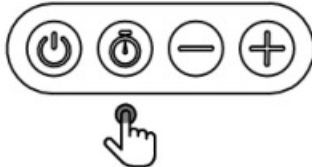
 Play/Pause	short press button② to switch between music play and pause
--	--



②



 Disconnect	long press button② to disconnect from mobile phone
---	--

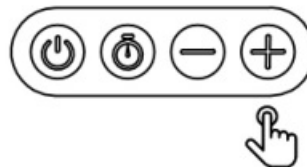

②





 Previous	short press button③ to previous music
 Next	short press button④ to next music

③

④

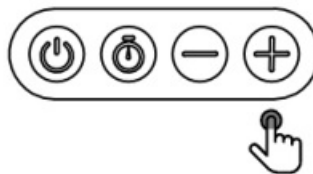
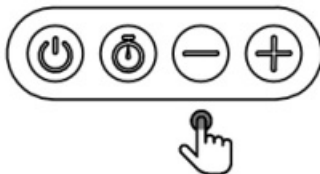


Volume Control

 Volume down	long press button③ to decrease volume
 Volume up	long press button④ to increase volume

③

④



Specifications

Power supply	5V DC
Speaker output	2W
Wireless range	10 meters
Timer	30/60/90/continuous
Wireless pairing name	Aululla
Battery	3.7V 430mAh 1.591Wh rechargeable
White noise sounds	25 sounds
Playtime of white noise	up to 22 hours (with 50% volume)
Playtime of wireless speaker	up to 8 hours (with 50% volume)
Charging time	1 hour

FCC caution

Any changes or modifications not expressly approved by the party responsible for compliance could void the user's authority to operate the equipment. This device complies with Part 15 of the FCC Rules. Operation is subject to the following two conditions:

- (1) this device may not cause harmful interference, and
- (2) this device must accept any interference received, including interference that may cause undesired operation.

Note: This equipment has been tested and found to comply with the limits for a Class B digital device, pursuant to Part 15 of the FCC Rules. These limits are designed to provide reasonable protection against harmful interference in a residential installation. This equipment generates, uses, and can radiate radio frequency energy, and if not installed and used in accordance with the instructions, may cause harmful interference to radio communications. However, there is no guarantee that interference will not occur in a particular installation. If this equipment does cause harmful interference to radio or television reception, which can be determined by turning the equipment off and on, the user is encouraged to try to correct the interference by one or more of the following measures:

- Reorient or relocate the receiving antenna.
- Increase the separation between the equipment and receiver.
- Connect the equipment into an outlet on a circuit different from that to which the receiver is connected.
- Consult the dealer or an experienced radio/TV technician for help.

FCC ID:2ABPRSC909

ISED warning

This device complies with Industry Canada licence. exempt RSS standard (s). Operation is subject to the following two conditions:

- (1) this device may not cause interference, and
- (2) this device must accept any interference including interference that may cause undesired operation of the device.

This equipment complies with ISED RF radiation exposure limits set forth for an uncontrolled environment. This transmitter must not be co-located or operating in conjunction with any other antenna or transmitter. Any Changes or modifications not expressly approved by the party responsible for compliance could void the user's authority to operate the equipment.

Caution
DISPOSAL OF ELECTRICAL AND ELECTRONIC EQUIPMENT



This symbol, a fixed to the product or its packaging, indicates that the product must not be processed with household waste. It must be brought to an electric and electronic waste collection point for recycling and disposal. By ensuring the appropriate disposal of this product you also help in preventing potentially negative consequences for the environment and human health. The recycling of materials helps preserve our natural resources. For further information regarding the recycling of this product, please contact your municipality, local waste disposal centre or the store where the product was purchased.

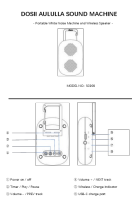
Manufacturer
Sound Crush Co., Ltd
Add: Bldg 8, Xiangyuer Ind Park, No.8 LongSheng Rd, Longgang, Shenzhen, China



MODEL NO.: SC909

MADE IN CHINA

Documents / Resources

	<p>dosii SC909 Aululla Portable White Noise Machine and Wireless Speaker [pdf] User Manual</p> <p>SC909, SC909 Portable White Noise Machine and Wireless Speaker, Portable White Noise Machine and Wireless Speaker, White Noise Machine and Wireless Speaker, Noise Machine and Wireless Speaker, Wireless Speaker, Speaker, SC909 Aululla Portable White Noise Machine and Wireless Speaker, Aululla Portable White Noise Machine and Wireless Speaker, Aululla</p>
---	---