



# DOSATRON D15RE05 Expansion Doser Instruction Manual

[Home](#) » [DOSATRON](#) » DOSATRON D15RE05 Expansion Doser Instruction Manual 

## DOSATRON D15RE05 Expansion Doser Instruction Manual



### Contents

- [1 MAINTENANCE KIT](#)
- [2 Kit Contents:](#)
- [3 Documents / Resources](#)
  - [3.1 References](#)
- [4 Related Posts](#)

## MAINTENANCE KIT

Part #: PJD1905

### Kit Contents:

- **PJD1063:**



Upper check valve assembly

- **DOSA-LUBE:**



2.5 grams silicone

Use Dosa-Lube on specified parts only

- **JDI211:**



Plunger seal



**CAUTION:** Parts may contain concentrated chemicals. The use of Proper Protective Equipment is recommended when performing maintenance.

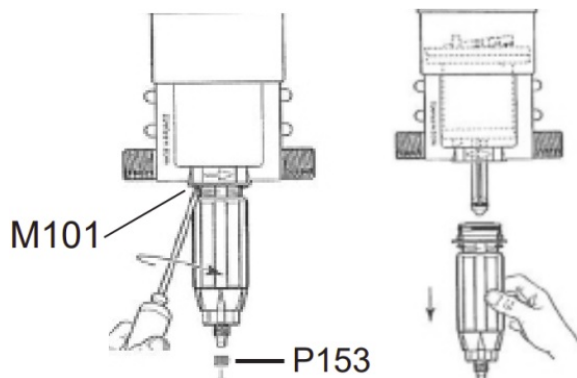


To remove seal easily without tools, squeeze it on either side to raise the seal, then slide it over the groove. Using sharp tools could damage the plunger.

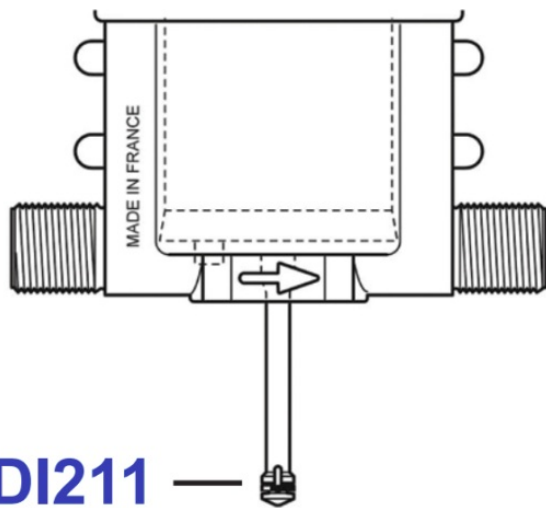
### Instructions

(Parts included in kit noted in blue)

1. Unscrew the suction hose nut (P153) and remove the hose. Remove the 4 screws (M101) at base of the unit and pull the dosing stem straight out to remove.




2. Pinch and remove the plunger seal, then replace with the new one ( **JDI211**).



3. Unscrew the check valve nut (PDI036).

Pull out the check valve barb (PJDI062) and discard upper check valve (**PJDI063**).



**PJDI063**



PJDI062



PDI036

4. Replace the upper check valve (**PJDI063**) with the NEW one.

Insert the check valve barb (PJDI062), with the new upper check valve, into the bottom of the white stem.



**PJDI063**



PJDI062



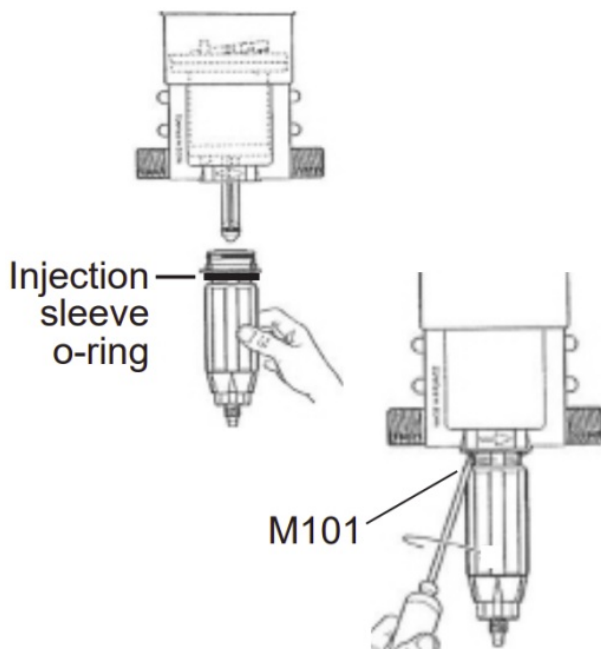
PDI036

Screw on the check valve nut (PDI036).

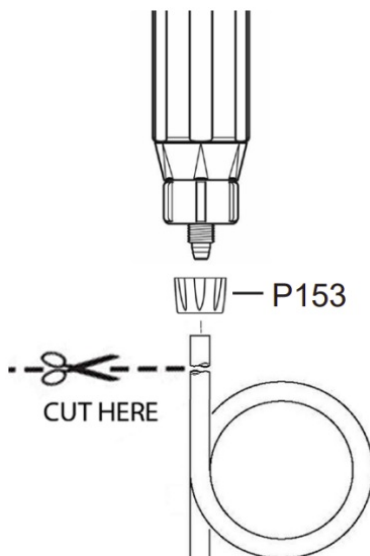
5. Rub a small amount of Dosa-Lube onto the injection sleeve o-ring.

Align the ratio guide to the front and reinsert the injection stem assembly.

Replace the 4 screws (M101) back on at base of the unit.



6. Cut 1" off from the top of the suction hose to ensure a tight fit, make sure to cut in a straight line.  
Reattach suction hose and tighten suction hose nut (P153)




1-800-523-8499

[www.dosatronic.com](http://www.dosatronic.com)



## Documents / Resources



[DOSATRON D15RE05 Expansion Doser](#) [pdf] Instruction Manual  
D15RE05 Expansion Doser, D15RE05, Expansion Doser, Doser

## References

- [User Manual](#)

[Manuals+](#), [Privacy Policy](#)

This website is an independent publication and is neither affiliated with nor endorsed by any of the trademark owners. The "Bluetooth®" word mark and logos are registered trademarks owned by Bluetooth SIG, Inc. The "Wi-Fi®" word mark and logos are registered trademarks owned by the Wi-Fi Alliance. Any use of these marks on this website does not imply any affiliation with or endorsement.