


DORESshop CA-GY07009US-2 Cat Night Light User Manual

[Home](#) » [Support](#) » DORESshop CA-GY07009US-2 Cat Night Light User Manual 

Contents

- [1 DORESshop CA-GY07009US-2 Cat Night Light](#)
- [2 INTRODUCTION](#)
- [3 SPECIFICATIONS](#)
- [4 FEATURES](#)
- [5 SETUP GUIDE](#)
- [6 CARE & MAINTENANCE](#)
- [7 TROUBLESHOOTING](#)
- [8 PROS & CONS](#)
- [9 WARRANTY](#)
- [10 FREQUENTLY ASKED QUESTIONS](#)
- [11 VIDEO – PRODUCT OVERVIEW](#)
- [12 References](#)



DORESshop CA-GY07009US-2 Cat Night Light



INTRODUCTION


The beautiful DORESSshop CA-GY07009US-2 Cat Night Light is a charming and useful addition to any nursery or child's bedroom. It will brighten your child's space. This charming plug-in nightlight, which is reasonably priced at **\$15.99** for a 2-pack, has a cute cat-shaped design made of clear acrylic. Produced by DORESSshop and initially offered on July 19, 2022, it offers subtle lighting with a whimsical touch. This nightlight enhances nightly routines with its three lighting settings (solid colour, soft white, and auto colour-changing), ten RGB colour selections, and dusk-to-dawn sensor. It fits neatly in any electrical socket and weighs about 0.24 pounds. This LED nightlight in the shape of a cat is a charming piece of décor and a cosy sleeping partner that can be used to bring a humorous touch to a bathroom, bedroom, or corridor. With an LED lifespan of 20,000 hours, it is designed to glow continuously.

SPECIFICATIONS

Product Name	DORESSshop Cat Night Light
Model Number	CA-GY07009US-2
Price	\$15.99 (2 Pack)
Design/Shape	Lovely Cat, Kawaii Decor
Lighting Modes	3 Modes: Solid Color (8 options), Color Cycling, 3000K Warm White
Colors	10-Color RGB (9 colors + warm white)
Material	Acrylic
Finish Type	Acrylic
Bulb Base	E26
Product Dimensions	2.07"W x 3.81"H
Weight	0.24 Pounds
Power Source	Corded Electric (Plug-in)
Sensor Type	Dusk-to-Dawn
Control Type	Push Button
Light Source Count	1
Connectivity	USB
Lifespan	20,000 Hours
Included Components	Bulb Included,Night Light,User Manual
Ideal For	Kids Bedroom, Nursery, Bathroom, Hallways
Country of Origin	China



DETAILS AND SIZE



FEATURES

- **Adorable Cat Design:** This adorable cat-shaped night light adds a whimsical touch to room décor and is ideal for children's bedrooms and nurseries.
- **Two-Piece Set:** This two-piece set can be used as gifts or placed in different rooms because it comes in a pair.
- **10-Color RGB LED Lighting:** Provides a rainbow option that changes colour in addition to eight solid colours for a personalised atmosphere.



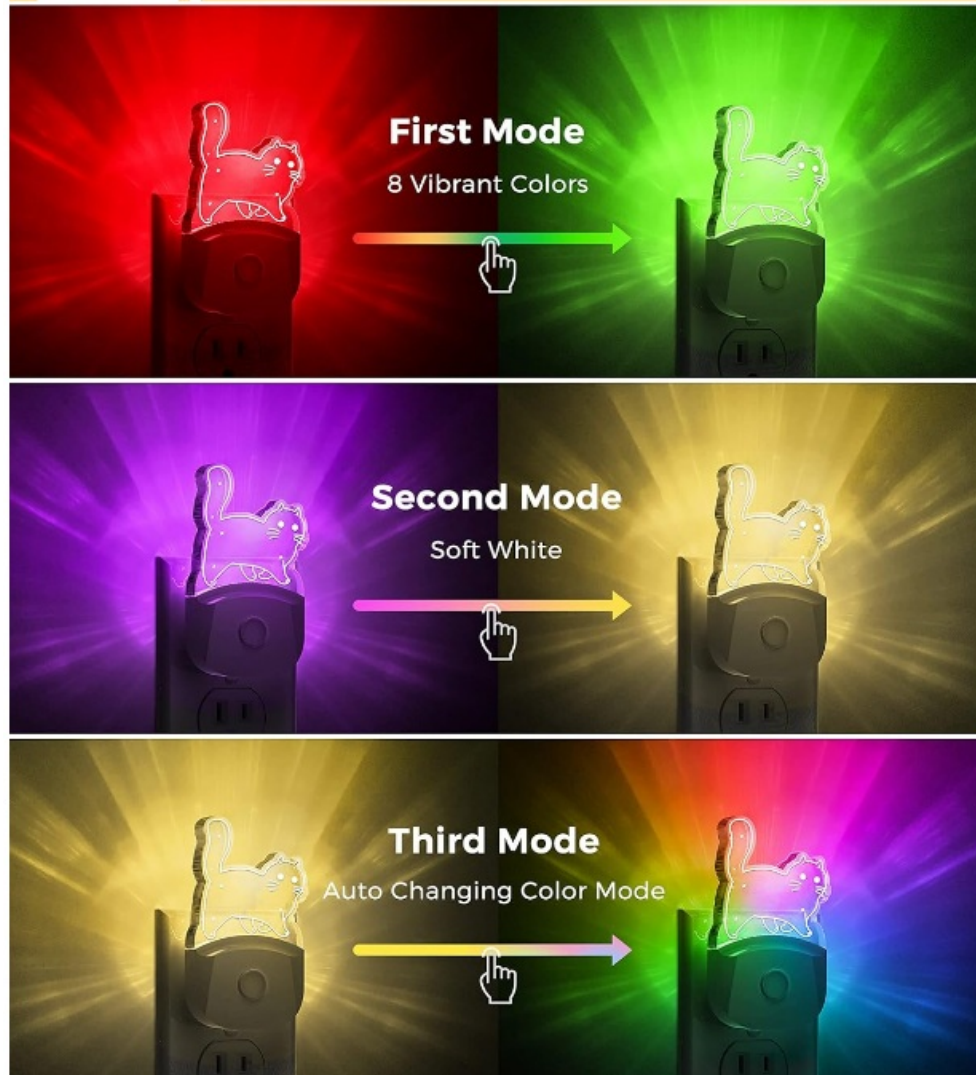
10 COLORS IN ALL



- **Three Lighting Modes:** A soft white 3000K mode for conventional night light use, an automatic color-changing mode, and a solid color mode.



THREE BRIGHTNESS MODES



- **Nightfall-to-Dawn Sensor:** For hands-free, energy-efficient operation, it automatically turns on at nightfall and off at dawn.

AUTO

 OFF

 ON

AUTOMATIC ON/OFF



- **Single Push Button Control:** Changing colours and modes is simple and just requires pressing one button.
- **Soft and Calming Glow:** At bedtime, the soft and calming glow helps dispel darkness and calm kids by emitting a soft, calming glow.
- **Sturdy Acrylic Construction:** Constructed from polished, transparent acrylic, this piece combines strength and style.
- **Compact Size:** Measuring just 2.07"W x 3.81"H, it may be readily inserted into regular outlets without obstructing nearby sockets.
- **Long Lifespan:** LEDs have a 20,000-hour lifespan rating, which guarantees enduring performance.
- **Corded Electric Power:** No batteries are needed; it plugs straight into wall sockets with E26 bulb bases.
- **Even Light Distribution:** A well-rounded light pool evenly illuminates the space by casting gentle light on the walls, ceiling, and other surfaces.
- **USB Connectivity Technology:** Provides USB compatibility or a range of power alternatives.
- **Lightweight:** Only 0.24 pounds in weight, making it simple to handle and install.
- **Fantastic Present for Children:** It is the perfect present for both boys and girls because of its attractive and useful design.

SETUP GUIDE

- **Carefully unpack:** Take both nightlights out of the package and check them for damage.
- **Pick an Indoor Outlet:** In bathrooms, corridors, nurseries, or bedrooms, pick a typical 110–130V wall outlet.
- **Plug Night Light Into Outlet:** Make sure the night light is securely inserted into the wall socket.
- **Sensor Positioning:** To ensure effective ambient light detection, make sure the dusk-to-dawn sensor is not obscured.
- **Test Automatic On/Off:** To check if the light goes on automatically at nightfall, dim the room or cover the sensor.
- **Cycle Lighting Modes:** Toggle between solid, color-changing, and soft white modes by pressing the push button.
- **Choose Preferred Color:** From the eight available solid colors, select your favorite by pressing the button.
- **Activate Color Cycle Mode:** To activate the rainbow effect that changes color automatically, keep pressing the button.
- **Switch to Soft White Mode:** To switch to the warm 3000K soft white light for conventional night illumination, press the button.
- **Avoid Outlet Overcrowding:** To avoid sensor interference, avoid plugging too many night lights together.
- **Verify Plug Fit:** Make sure the night light's secure fit by making sure it slides into the outlet without swaying.
- **Use Both Units for Coverage:** For longer illumination, put the second night light in a different room or corridor.
- **Prevent Moisture Exposure:** Use only indoors in dry conditions, away from baths and sinks.
- **Avoid Heat Sources:** Avoid placing your system next to radiators or heaters.

CARE & MAINTENANCE

- **Unplug Before Cleaning:** To be safe, always unplug the night light before cleaning.
- **Use a Soft Cloth:** To get rid of dust and smudges, gently wipe the acrylic surface with a dry or slightly moist cloth.
- **Steer Clear of Harsh Chemicals:** Avoid using solvents or abrasive cleansers that could harm the acrylic finish.
- **Keep Dry:** Since the night light is not waterproof, keep it out of the water and moisture.
- **Regular Inspection:** To ensure performance and safety, look for loose parts, discolouration, or cracks.
- **Do Not Disassemble:** To avoid damage and voiding the warranty, do not open or tamper with internal components.
- **Unplug When Not in Use:** Store in a cool, dry location out of direct sunlight when not in use.
- **Clean Sensor Area Carefully:** To preserve sensitivity, carefully wipe the dusk-to-dawn sensor's surrounding area.
- **Monitor Functionality:** To make sure the automated on/off functionality is functioning properly, try it frequently.
- **Verify Plug Fit:** To prevent electrical risks, make sure the plug fits firmly in the outlet.
- **Don't Cover the Night Light:** Keep it exposed to guarantee adequate airflow and sensor operation.
- **Keep Out of Children's Reach:** Despite being kid-friendly, keep it out of reach to avoid unintentional harm.
- **Handle Carefully:** To preserve internal components, do not drop or handle roughly.
- **Replace if Malfunctioning:** Replace the night light right away if it flickers or stops working.
- **Use Indoors Only:** Do not use outdoors or in wet environments.

TROUBLESHOOTING

Issue	Possible Cause	Solution
Night light won't turn on	Loose plug or no power	Ensure it's fully plugged in and try a different outlet
Light stays on during daylight	Sensor obstructed	Clear sensor area and relocate to a darker space
Only one color shows	Not in color-changing mode	Press button to switch modes
Lights flicker intermittently	Unstable power source	Use a surge protector or different outlet
Button not responding	Internal issue or faulty button	Unplug, wait 10 seconds, replug and try again
Color won't change	Stuck in current mode	Press button firmly to cycle through color settings
No light despite being plugged in	Power surge may have affected unit	Test in another outlet and reset circuit if needed
Too dim to notice color	Bright room lighting interfering	Use in a darker environment
Night light cycles too fast	Set in auto color mode	Change to solid mode with a button press
Surface looks cloudy or dusty	Dirt buildup on acrylic material	Gently clean with a soft, dry cloth

PROS & CONS

PROS

- Whimsical cat design adds charm to any space
- 10-color RGB with soft, calming glow
- Dusk-to-dawn sensor for energy efficiency
- One-touch control with three lighting modes
- Long-lasting LED with up to 20,000 hours of use

CONS

- Only one button for all controls
- Not battery-operated (plug-in only)
- No brightness adjustment
- Not suitable for outdoor environments
- Acrylic may scratch if not handled carefully

WARRANTY

The DOREShop CA-GY07009US-2 Cat Night Light is backed by a **limited manufacturer's warranty** that covers defects in materials or workmanship under normal use. Warranty support typically includes product replacement or refund for verified issues. It does not cover damage from misuse, unauthorised modifications, or exposure to water. DOREShop encourages customers to retain proof of purchase for warranty claims. Given its **20,000-hour LED lifespan** and sturdy acrylic design, this nightlight is built for long-term reliability. Should any functional problem arise during regular use, the manufacturer provides responsive customer support to ensure satisfaction and resolution.

FREQUENTLY ASKED QUESTIONS

What is the main design theme of the DORESshop CA-GY07009US-2 Cat Night Light?

The DORESshop CA-GY07009US-2 features an adorable cat-shaped acrylic design, making it a perfect decorative night light for children's rooms and kawaii-themed spaces.

How many lighting modes does the DORESshop CA-GY07009US-2 Cat Night Light offer?

This model includes three lighting modes: solid color (choose from 8 colors), a rainbow color-changing mode, and a soft white 3000K light for bedtime.

What kind of lighting colors are available on the DORESshop CA-GY07009US-2 Night Light?

The DORESshop CA-GY07009US-2 provides 10 RGB light options, including 8 solid colors, 1 automatic cycling rainbow mode, and a cozy warm white light.

How is the DORESshop CA-GY07009US-2 Cat Night Light powered?

This night light is USB-powered and requires a wall outlet. It is not battery-operated and uses corded electric power for continuous lighting.

Why is my DORESshop CA-GY07009US-2 Cat Night Light not turning on?

Ensure the night light is properly plugged into a working outlet. Check if the room is dark enough for the dusk-to-dawn sensor to activate. Try plugging it into another outlet to confirm power flow.

The colors on my DORESshop CA-GY07009US-2 are stuck. What should I do?

Press the round control button to reset the color cycle. If that doesn't work, unplug the light for 30 seconds, then plug it back in and try again.

How do I reset the lighting mode on the DORESSshop CA-GY07009US-2 Night Light?

Unplug the light for a few seconds, then plug it back in. Use the push button to cycle through and reset your preferred mode.

VIDEO – PRODUCT OVERVIEW



<https://manuals.plus/wp-content/uploads/2025/05/DORESSshop-CA-GY07009US-2-Cat-Night-Light-User-Manual.mp4>

- [User Manual](#)

[Manuals+](#), [Privacy Policy](#)

This website is an independent publication and is neither affiliated with nor endorsed by any of the trademark owners. The "Bluetooth®" word mark and logos are registered trademarks owned by Bluetooth SIG, Inc. The "Wi-Fi®" word mark and logos are registered trademarks owned by the Wi-Fi Alliance. Any use of these marks on this website does not imply any affiliation with or endorsement.