



# DOQAUS HM5 Humidity and Temperature Monitor Instruction Manual

[Home](#) » [DOQAUS](#) » DOQAUS HM5 Humidity and Temperature Monitor Instruction Manual 

## Contents

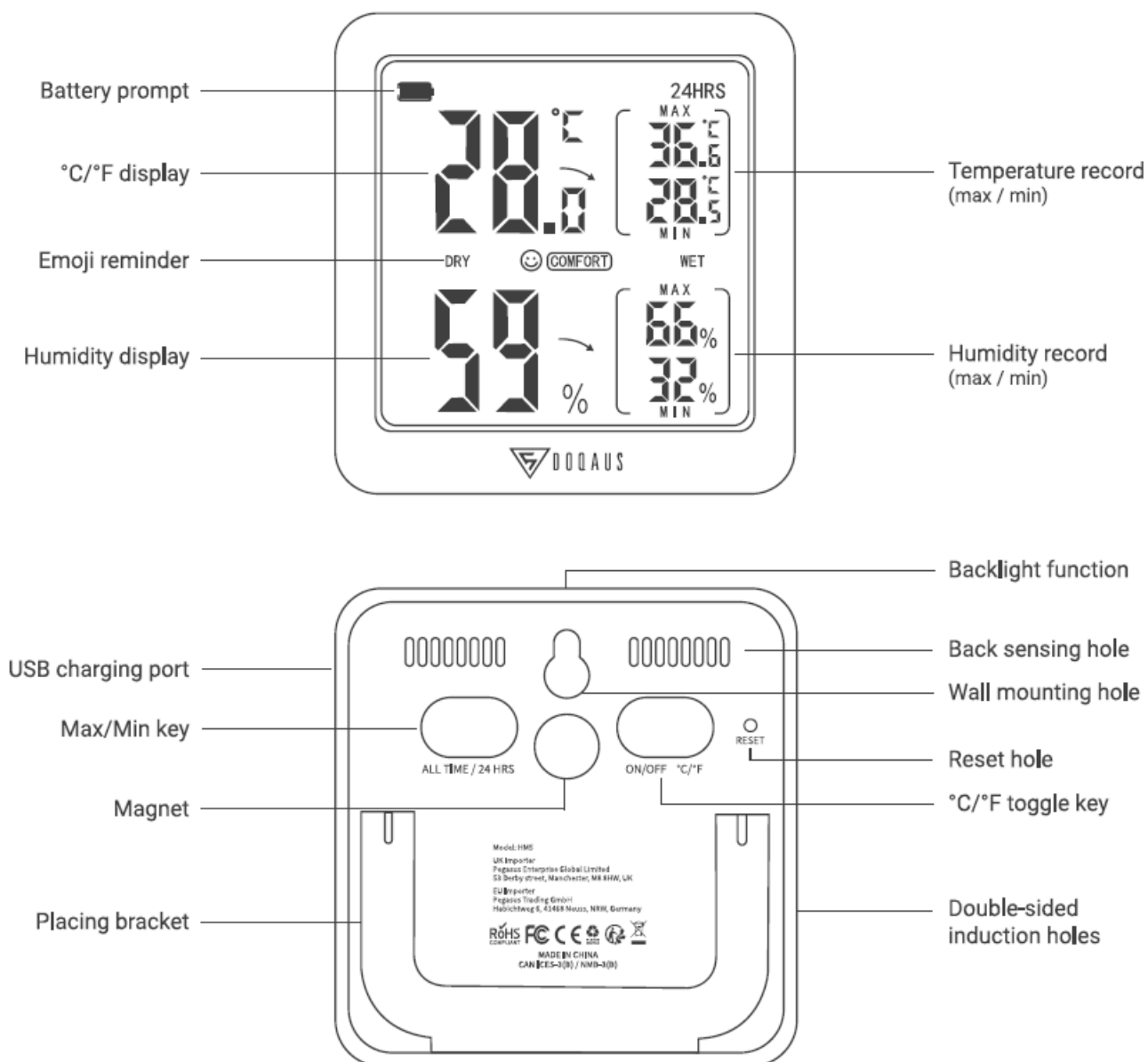
- [1 DOQAUS HM5 Humidity and Temperature Monitor](#)
- [2 OVERVIEW](#)
- [3 Specifications](#)
- [4 Thermometer Function](#)
- [5 CONTACT](#)
- [6 Documents / Resources](#)
  - [6.1 References](#)



**DOQAUS HM5 Humidity and Temperature Monitor**



## OVERVIEW



## Specifications




- **Model:** HM5
- **Size:** 76\*73\*15mm
- **Temp Unit:** °C/°F
- **Temp Range:** -50°C-70°C (-58°F-158°F)
- **Temp Accuracy:** ± 2.0°F (+/- 1.1°C)
- **Humidity Range:** 1%RH – 99%RH
- **Humidity Accuracy:** ±2% : 30%-80%; ±3%: <30% or >80%
- **Comfort Display:** DRY; COMFORT; WET

## Thermometer Function




1. °C/°F display
2. Power Switch
3. Refresh Rate: 3 seconds
4. USB charging, low battery warning

5. Backlight: Touch the top to turn on/off the backlight, and it will automatically turn off 10 seconds later
6. Real-time Temp: Emoji + three-color character
7. Trend arrow indicates temperature/humidity changes
8. Max/Min Record: All Time or temperature/humidity memory within 24 hours
9. Reset: In the case of system crash/abnormal display/operation failure, insert a sharp object such as a pin into the "RESET" hole to restore the default settings
10. Three placement: desktop, magnetic and hanging.


## Comfort

1. If the humidity is lower than 40%, DRY and  will be displayed to indicate it's dry
2. If the humidity is between 40% and 70%, COMF and  will be displayed to indicate it's comfortable
3. If the humidity is higher than 70%, WET and  will be displayed to indicate it's wet.

## Indication of Temp/Humidity Changes

1. The icon  will appear when the current humidity/temperature tend to be stable.
2. The icon  will appear when the current humidity/temperature keep increasing.
3. The icon  will appear when the current humidity/temperature keep decreasing.

## Notices


1. It is recommended to fully charge the product before the use for the first time.
2. When the icon  appears during use, please charge in time with the adapter and data cable provided. It may take about 45 minutes for full charging if the battery has been completely discharged.
3. Please charge with 5W/1A or 5V/2A charger. Do not use the charger with more than 2A output current to avoid the IC damage and product failure.
4. Daily Maintenance: Clean the product with a soft paper towel or cloth to it clean and dry, avoid direct sunlight to avoid product damages.

## CONTACT

- CAN ICES-3(B) / NMB-3(B)
- MADE IN CHINA
- Model: HM5
- Manufacturer: Dongguan Baiqi Electronic Technology Co., Ltd.
- Jinyi Industrial Park, No.3 Yinsong Road, Qingxi Town, Dongguan City,
- Guangdong Province
- Email: [support@doqaus.com](mailto:support@doqaus.com).
- Please read the user manual carefully and keep for future reference.

---

## Documents / Resources

	<a href="#">DOQAUS HM5 Humidity and Temperature Monitor</a> [pdf] Instruction Manual HM5 Humidity and Temperature Monitor, HM5, Humidity and Temperature Monitor, Temperatur e Monitor, Monitor
---	---

## References

- [User Manual](#)