



Dongguanshi Weizhichuang Technology CW330 3-In-1 Wireless Charger User Manual

[Home](#) » [Dongguanshi Weizhichuang Technology](#) » Dongguanshi Weizhichuang Technology CW330 3-In-1 Wireless Charger User Manual 

Dongguanshi Weizhichuang Technology CW330 3-In-1 Wireless Charger User Manual



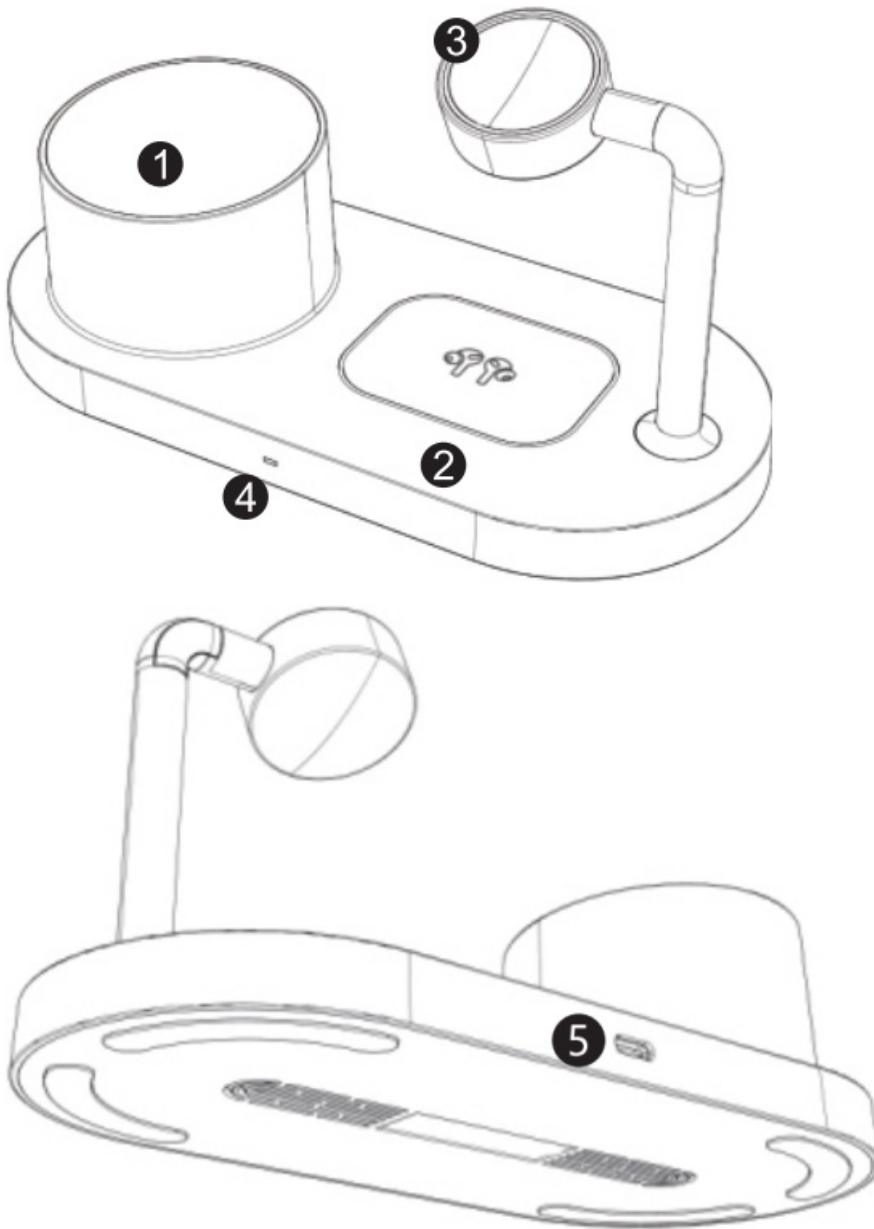
Contents

- [1 Introduction](#)
- [2 Operation instructions](#)
- [3 Compatibility](#)
 - [3.1 Includes](#)
- [4 FCC warning](#)
- [5 Documents / Resources](#)
- [6 Related Posts](#)

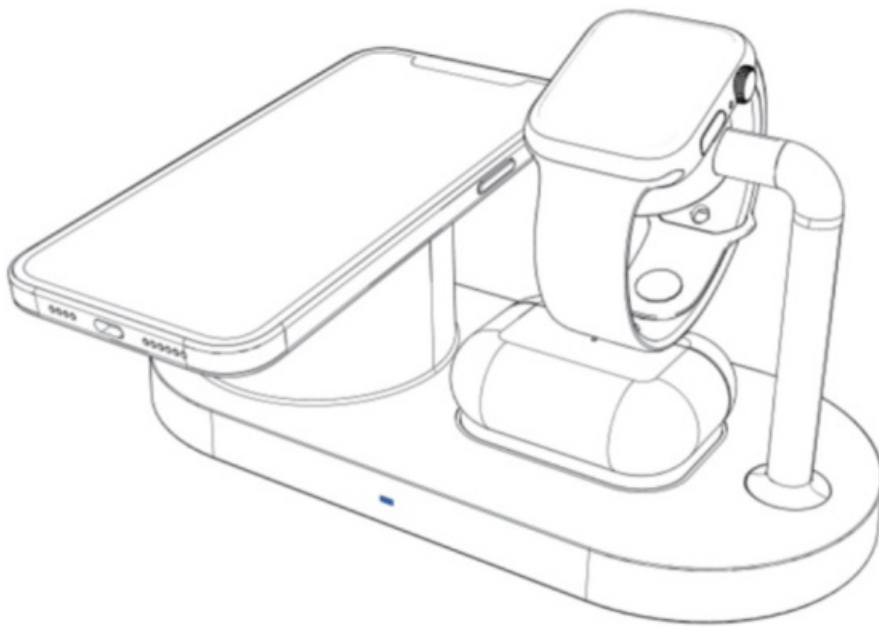
Introduction

1. phone charging

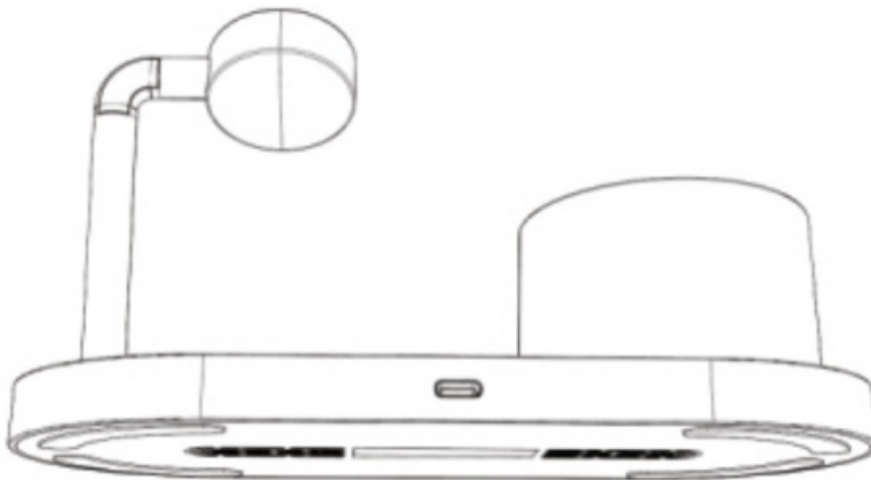
2. Headphone charging
3. Watch charging
4. Operating indicator
5. Type-C power supply port



Operation instructions



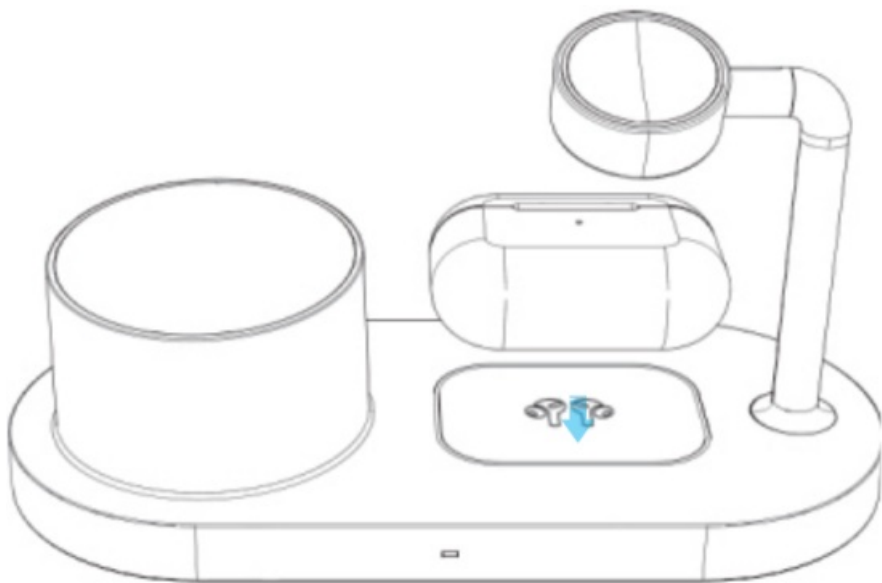
1. After plugging in the power, the blue light flashes three times and then goes out
2. When the LED indicator is steady blue, the Mobile phone is in charging state, if the LED indicator is off, the device is fully charged
3. When the LED indicator is steady blue, the earphone is in charging state if the LED indicator is off, the device is fully charged
 1. This product is charged by being connected to the type-c port on the QC3.0 adapter. After plugging in the power, the blue light flashes three times and then goes out it indicates that the power supply is normal.



2. **Non-magnetic mobile phone charging:** align the wireless charging position of your non-magnetic mobile phone charging with the circular region. When the screen of your mobile phone shows charging it indicates the phone is charging normally.



3. **Bluetooth headset charging:** align the Bluetooth headset receiving position with the wireless charging output position for charging



4. **Watch charging:** Please align the charging receiving position of the watch with the wireless charger. When the watch shows the "charging" sign, it means the watch is charging normally.



5. **Working indicator:** the blue indicator is always on when the mobile phone is charging, is always off when the mobile phone is not charging or fully charged, and flickers when the mobile phone is charging abnormally.



Compatibility

15W Fast Charge Mode:

Support the whole series after LG G8 Support the whole series after Google 4

10W Fast Charge Mode: Support the whole series after Samsung S6 Support the whole series after Samsung notes

7.5W Fast Charge Mode: Support the whole series after iPhone 8

5W Standard Charge Mode: Support iPhone headset 2 generation and the whole series after

2W: Supports the full range of iPhone Watches 1st generation and later

Name	3 in 1 wireless charger	Model	CW330
Product size	188mmx88mmx99mm	Power I Supply Port	t-55mm
Input	2A 9V 2A	Maximum output power	15W

Includes

1 X Wireless Charger, 1 X Type C Cable, 1 X User Manual, 1 X QC3.0 adapter

FCC warning

Any Changes or modifications not expressly approved by the party responsible for compliance could void the user's authority to operate the equipment.

Note: This equipment has been tested and found to comply with the limits for a Class B digital device, pursuant to part 15 of the FCC Rules. These limits are designed to provide reasonable protection against harmful interference in a residential installation. This equipment generates uses and can radiate radio frequency energy and, if not installed and used in accordance with the instructions, may cause harmful interference to radio communications.


However, there is no guarantee that interference will not occur in a particular installation. If this equipment does cause harmful interference to radio or television reception, which can be determined by turning the equipment off and on, the user is encouraged to try to correct the interference by one or more of the following measures:

- Reorient or relocate the receiving antenna.
- Increase the separation between the equipment and receiver.
- Connect the equipment into an outlet on a circuit different from that to which the receiver is connected.
- Consult the dealer or an experienced radio/TV technician for help.

This equipment complies with FCC radiation exposure limits set forth for an uncontrolled environment. This equipment should be installed and operated with minimum distance 20cm between the radiator & your body. This device complies with part 15 of the FCC rules. operation is subject to the following two conditions:

1. this device may not cause harmful interference, and
2. this device must accept any interference received, including interference that may cause undesired operation

Documents / Resources

	Dongguanshi Weizhichuang Technology CW330 3-In-1 Wireless Charger [pdf] User Manual WZC-CW330, WZCCW330, 2A4WMWZC-CW330, 2A4WMWZCCW330, CW330 3-In-1 Wireless Charger, 3-In-1 Wireless Charger
---	---