



## Dongguanshi Weizhichuang Technology CW320 Charging Stand Instruction Manual

[Home](#) » [Dongguanshi Weizhichuang Technology](#) » Dongguanshi Weizhichuang Technology CW320 Charging Stand Instruction Manual 

### Dongguanshi Weizhichuang Technology CW320 Charging Stand Instruction Manual

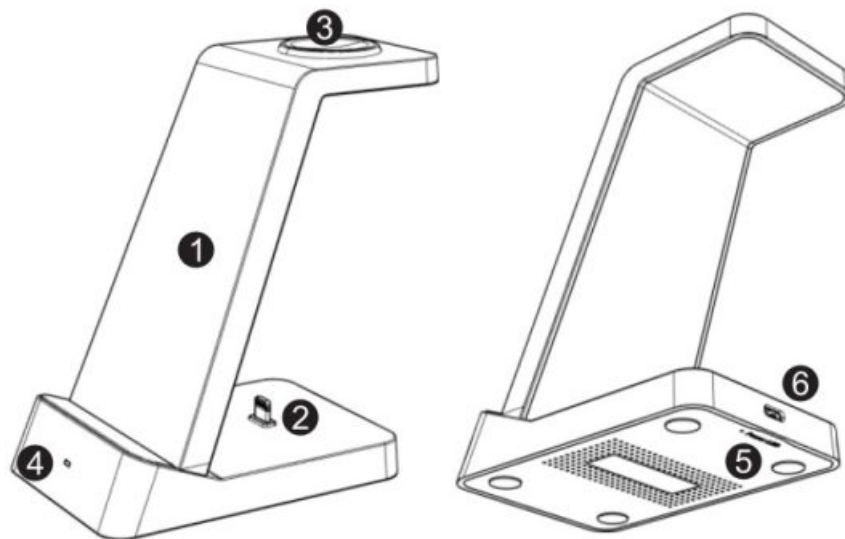


## Contents

- [1 Introduction:](#)
- [2 Operation instructions:](#)
- [3 Specifications:](#)
- [4 Matters needing attention](#)
- [5 FCC warning:](#)
- [6 Documents / Resources](#)
- [7 Related Posts](#)

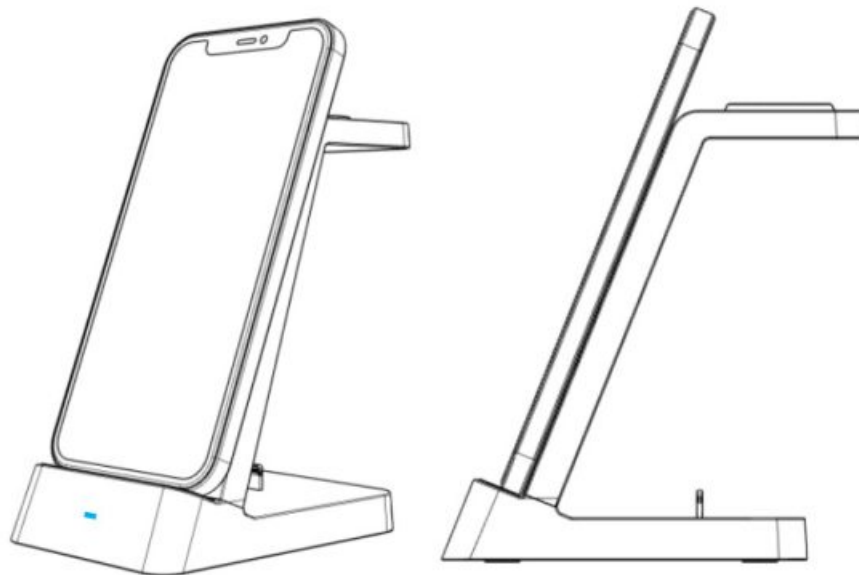
## Introduction:

1. Wireless charging area of mobile phone
2. Charging plug or Bluetooth headset
3. Operating indicator
4. Wireless charging area of watch
5. Power indicator
6. TYPE-C Female

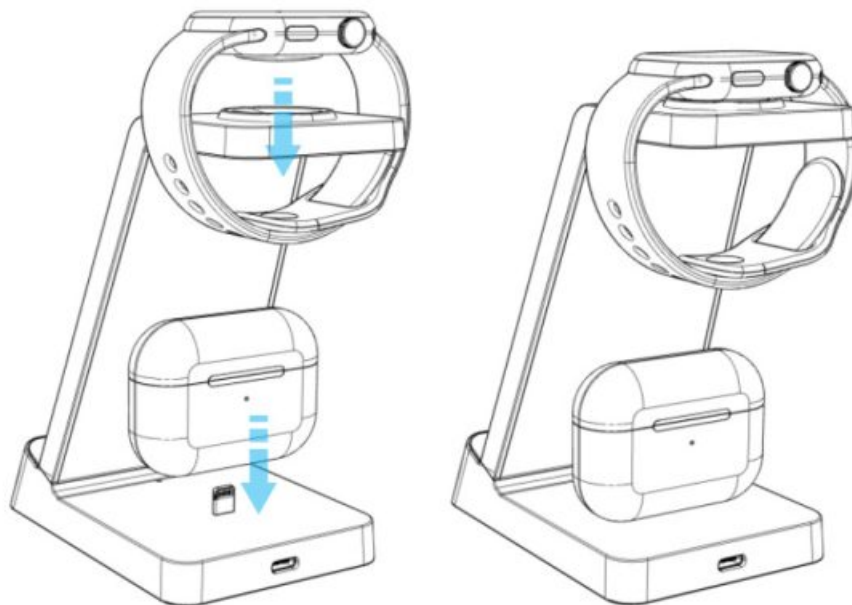


## Operation instructions:

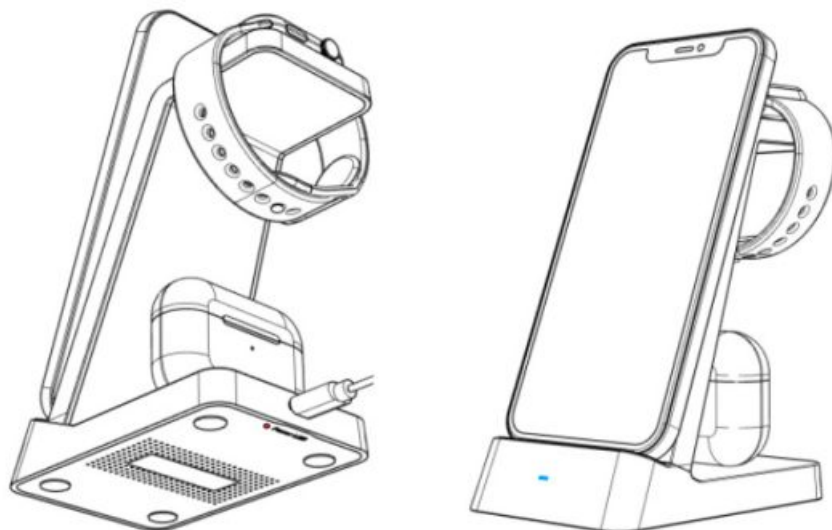
1. Charging the mobile phone. Put the mobile phone upright in the wireless charging area of the mobile phone, and you can see the “Charging indicator” on the display of the mobile phone, showing that it is being charged properly. (Attention· The phone cannot be charged when placed horizontally)




2. Charging the watch. Put the watch on the wireless charging area of the watch, indicating that it is being charged properly.



3. Charging the Bluetooth headset: Insert the plug into the Bluetooth headset charging compartment (Attention: If a thick silicone protective cover is provided on the headset charging compartment, it may cause poor contact and failure to charge, please remove the silicone protective cover before charging.)
4. This product needs to be powered with an adapter with a power of 9V—2A and connected to the type-c port. When the bottom power indicator is on, it means that the power supply is connected.
5. Operating indicator; The blue working indicator is always on during the charging process of the mobile phone, which is off when it is not being charged or fully charged, it will flash in case of any charging fault.



## Specifications:

|              |   |                      |       |
|--------------|---|----------------------|-------|
| Name         | 3 in 1 wireless charger   | Model                | CW320 |
| Product size | 121.5x 72 mm x 131.5 (mm)   | Power Supply Port    | ≥5mm  |
| Input        | 9V  2A | Maximum output power | 15W   |

## Matters needing attention

1. When charging the device, do not use a protective cover with a thickness of more than 5mm, and do not use a protective cover with a metal sheet
2. Do not put metal foreign objects in the charging area
3. When charging, please aim the device at the center of the charging area.

## FCC warning:

Any changes or modifications not expressly approved by the party responsible for compliance could void the user's authority to operate the equipment.

Note: This equipment has been tested and found to comply with the limits for a Class B digital device, pursuant to part 15 of the FCC Rules. These limits are designed to provide reasonable protection against harmful interference in a residential installation. This equipment generates uses and can radiate radio frequency energy and, if not installed and used in accordance with the instructions, may cause harmful interference to radio communications. However, there is no guarantee that interference will not occur in a particular installation. If this equipment does cause harmful interference to radio or television reception, which can be determined by turning the equipment off and on, the user is encouraged to try to correct the interference by one or more of the following measures:

- Reorient or relocate the receiving antenna.
- Increase the separation between the equipment and receiver.
- Connect the equipment into an outlet on a circuit different from that to which the receiver is connected.
- Consult the dealer or an experienced radio/TV technician for help.

This equipment complies with FCC radiation exposure limits set forth for an uncontrolled environment. This equipment should be installed and operated with a minimum distance of 20cm between the radiator & your body.

This device complies with part 15 of the FCC rules. operation is subject to the following two conditions:(1)this device may not cause harmful interference,and (2)this device must accept any interference received, including interference that may cause undesired operation

**Documents / Resources**

|   |  |
|---|--|
|  | <a href="#">Dongguanshi Weizhichuang Technology CW320 Charging Stand</a> [pdf] Instruction Manual WZC-CW320, WZCCW320, 2A4WMWZC-CW320, 2A4WMWZCCW320, CW320 Charging Stand, Charging Stand |
|---|--|