



Dongguan Lingjie Electronics Technology E370 Wireless Mouse User Manual

[Home](#) » [Dongguan Lingjie Electronics Technology](#) » Dongguan Lingjie Electronics Technology E370 Wireless Mouse User Manual 

Dongguan Lingjie Electronics Technology E370 Wireless Mouse User Manual

Contents

- [1 PACKAGE CONTENTS](#)
- [2 DIAGRAM](#)
- [3 Specification](#)
- [4 Operation](#)
- [5 FCC Statement](#)
- [6 Documents / Resources](#)
- [7 Related Posts](#)


PACKAGE CONTENTS



x1

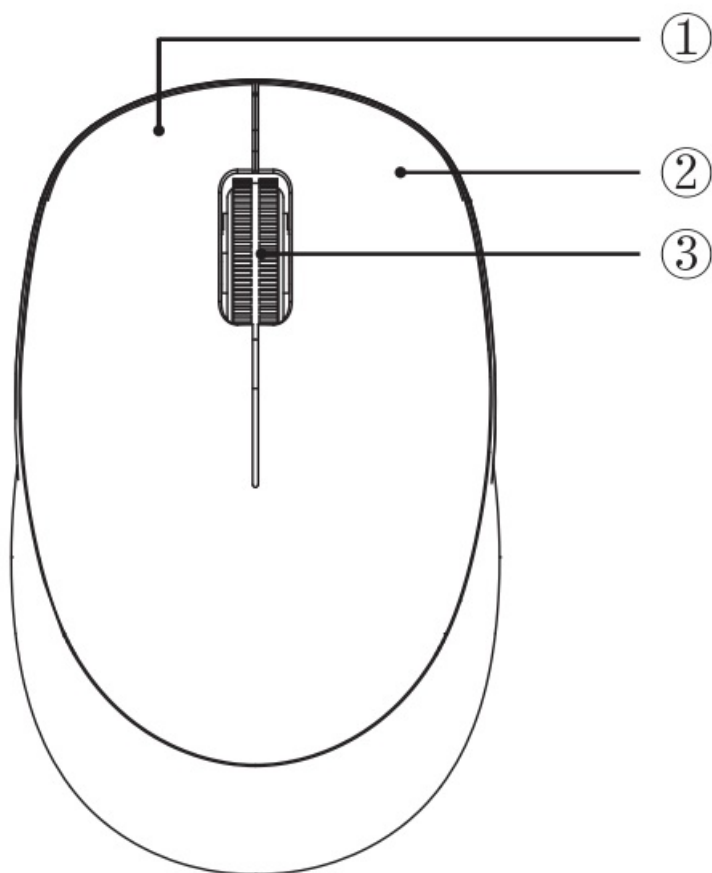


x1



x1

DIAGRAM



1. Left Button
2. Right Button
3. Scroll Button

Specification

Size:99.4*61*38mm

Net Weight:56±5g

Wireless Operation Range:15m

Working Voltage:1.5V

Working Current:13mA

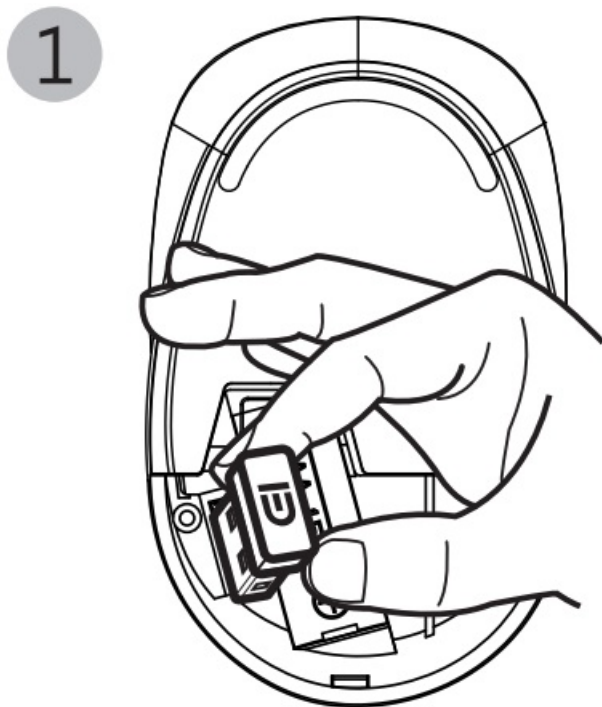
DPI :1600

Compatibility:

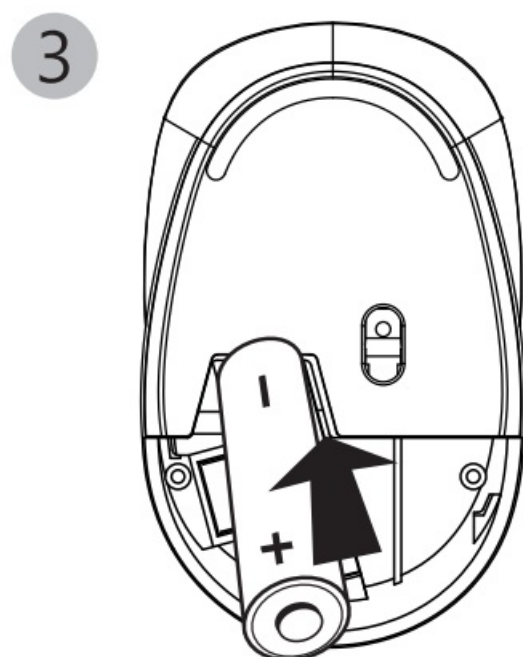
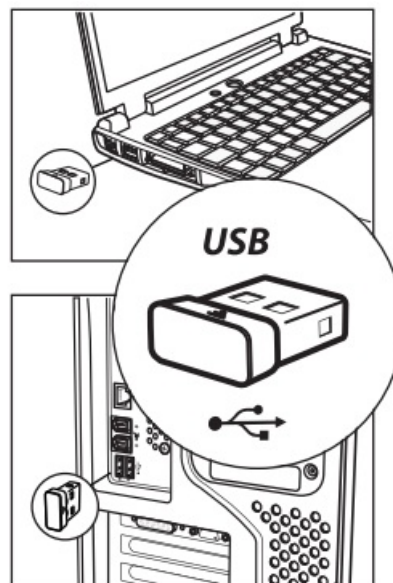
Windows: 2000/ME/XP(X64)/Vista/7/8/10;

Mac OS X 10.4 or above.

Operation



2



1. Fetch the mouse and insert one AA battery into the battery compartment in the right direction;
2. Fetch the USB receiver from the battery compartment at the bottom of the mouse and plug it into the USB port of the computer.
3. It begins to serve when the system installs driver automatically.

FCC Statement

This device complies with part 15 of the FCC Rules. Operation is subject to the following two conditions:

1. This device may not cause harmful interference, and
2. this device must accept any interference received, including interference that may cause undesired operation.
3. This device has been evaluated to meet general RF exposure requirement.


The device can be used in portable exposure condition without restriction.

Note: This equipment has been tested and found to comply with the limits for a Class B digital device, pursuant to part 15 of the FCC Rules. These limits are designed to provide reasonable protection against harmful interference in a residential installation. This equipment generates, uses and can radiate radio frequency energy and, if not installed and used in accordance with the instructions, may cause harmful interference to radio communications. However, there is no guarantee that interference will not occur in a particular installation.

If this equipment does cause harmful interference to radio or television reception, which can be determined by turning the equipment off and on, the user is encouraged to try to correct the interference by one or more of the following measures:

- Reorient or relocate the receiving antenna.
- Increase the separation between the equipment and receiver.
- Connect the equipment into an outlet on a circuit different from that to which the receiver is connected.
- Consult the dealer or an experienced radio/TV technician for help.

Documents / Resources



[Dongguan Lingjie Electronics Technology E370 Wireless Mouse](#) [pdf] User Manual
E370, 2ANBU-E370, 2ANBUE370, E370 Wireless Mouse, Wireless Mouse

[Manuals+.](#)