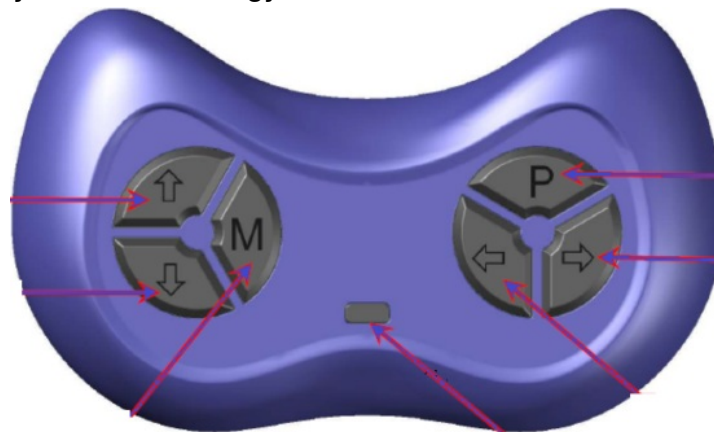


Dongguan Hognyuanwei Technology ZCY1533TX Remote Controller Instruction Manual

[Home](#) » [Dongguan Hognyuanwei Technology](#) » Dongguan Hognyuanwei Technology ZCY1533TX Remote Controller Instruction Manual 

Dongguan Hognyuanwei Technology ZCY1533TX Remote Controller Instruction Manual



Contents





- [1 2.4G Remoter Control Instructions](#)
- [2 Insert Battery](#)
- [3 FCC](#)
- [4 Documents / Resources](#)
- [5 Related Posts](#)

2.4G Remoter Control Instructions

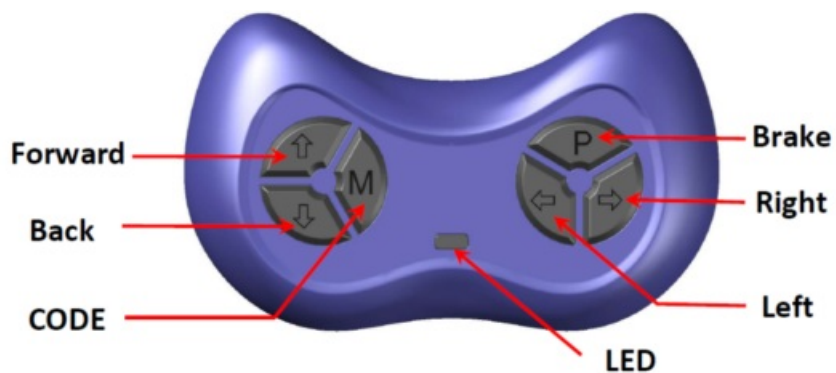
For the first time need to code, this product has a memory function. Replace batteries next time, you do not need to match the code once again.

1. Long press "M" button more than three seconds, until the first LED lights flashing.
2. Open body power, first a long bright LED turns on the success of the code

3. This product 10 seconds into standby mode, press any key to wake up.

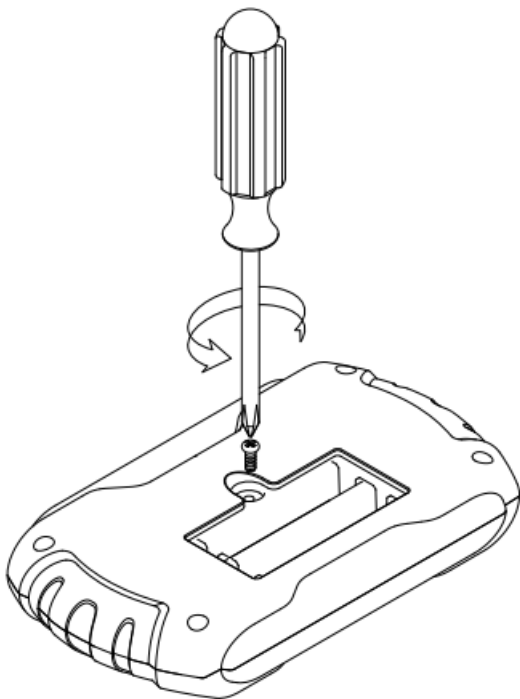
4. Key Description: “” Forward, “” Back, “” Left, “” Right, “S” Speed, “P” Stop.

“S” key to set the speed, ●—low, ●●—medium-speed, ●●●—high-speed, Press the “P” key to keep the brakes, the indicator full flash, press the brake button again to lift the brake.

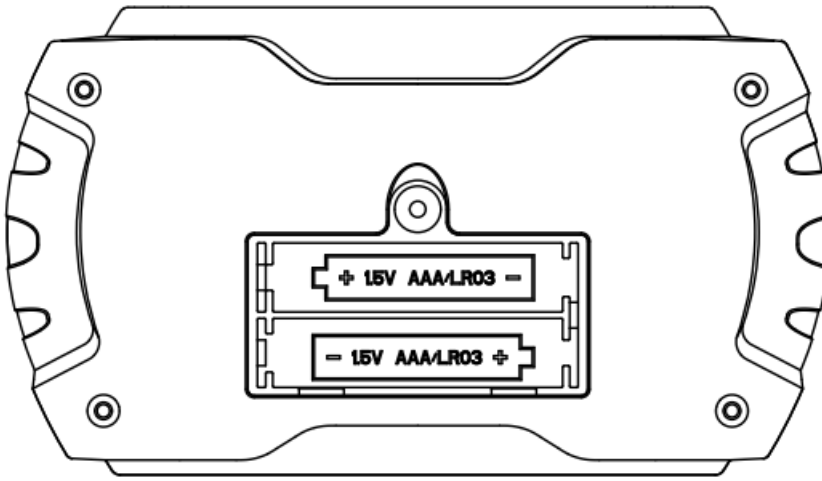


Insert Battery

Loosen a screw



Load two AAA(1.5V) batteries



WARNING! Not for children under 3 years. Small parts. Choking hazard

- Load two AAA (1.5V) batteries according to the diagram.
- Non-rechargeable batteries are not to be recharged.
- Different types of batteries or new and used batteries are not to be mixed.
- Batteries are to be inserted with the correct polarity.
- Exhausted batteries are to be removed from the toy.
- The supply terminals are not to be short-circuited.
- The packaging must be retained since it contains important information.

FCC

FCC Caution. (1)§ 15.19 Labelling requirements. This device complies with part 15 of the FCC Rules. Operation is subject to the following two conditions: (1) This device may not cause harmful interference, and (2) this device must accept any interference received, including interference that may cause undesired operation.

15.21 Changes or modification warning


Any Changes or modifications not expressly approved by the party responsible for compliance could void the user's authority to operate the equipment.

15.105 Information to the user

Note: This equipment has been tested and found to comply with the limits for a Class B digital device, pursuant to part 15 of the FCC Rules. These limits are designed to provide reasonable protection against harmful interference in a residential installation. This equipment generates uses and can radiate radio frequency energy and, if not installed and used in accordance with the instructions, may cause harmful interference to radio communications. However, there is no guarantee that interference will not occur in a particular installation. If this equipment does cause harmful interference to radio or television reception, which can be determined by turning the equipment off and on, the user is encouraged to try to correct the interference by one or more of the following measures:

- Reorient or relocate the receiving antenna.
- Increase the separation between the equipment and receiver.
- Connect the equipment into an outlet on a circuit different from that to which the receiver is connected.
- Consult the dealer or an experienced radio/TV technician for help.

Documents / Resources

	<p>Dongguan Hognyuanwei Technology ZCY1533TX Remote Controller [pdf] Instruction Manual</p> <p>ZCY1533TX, 2AWOB-ZCY1533TX, 2AWOBZCY1533TX, ZCY1533TX Remote Controller, ZCY 1533TX, Remote Controller</p>
---	---

[Manuals+.](#)