

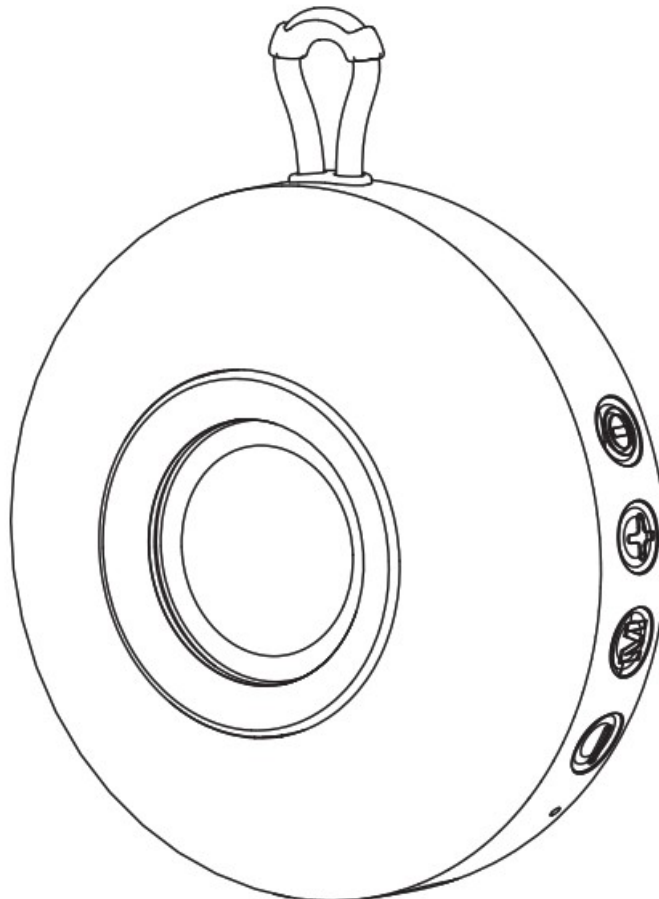


DOAGEAS B1 Bluetooth Speaker Instruction Manual

[Home](#) » [DOAGEAS](#) » DOAGEAS B1 Bluetooth Speaker Instruction Manual 

DOAGEAS

Bluetooth speaker
B1



Contents

- [1 product description](#)
- [2 technical parameters](#)
- [3 operation declaration](#)
- [4 Safety Instructions](#)
- [5 FCC Statement](#)
- [6 Documents / Resources](#)
 - [6.1 References](#)
- [7 Related Posts](#)

product description

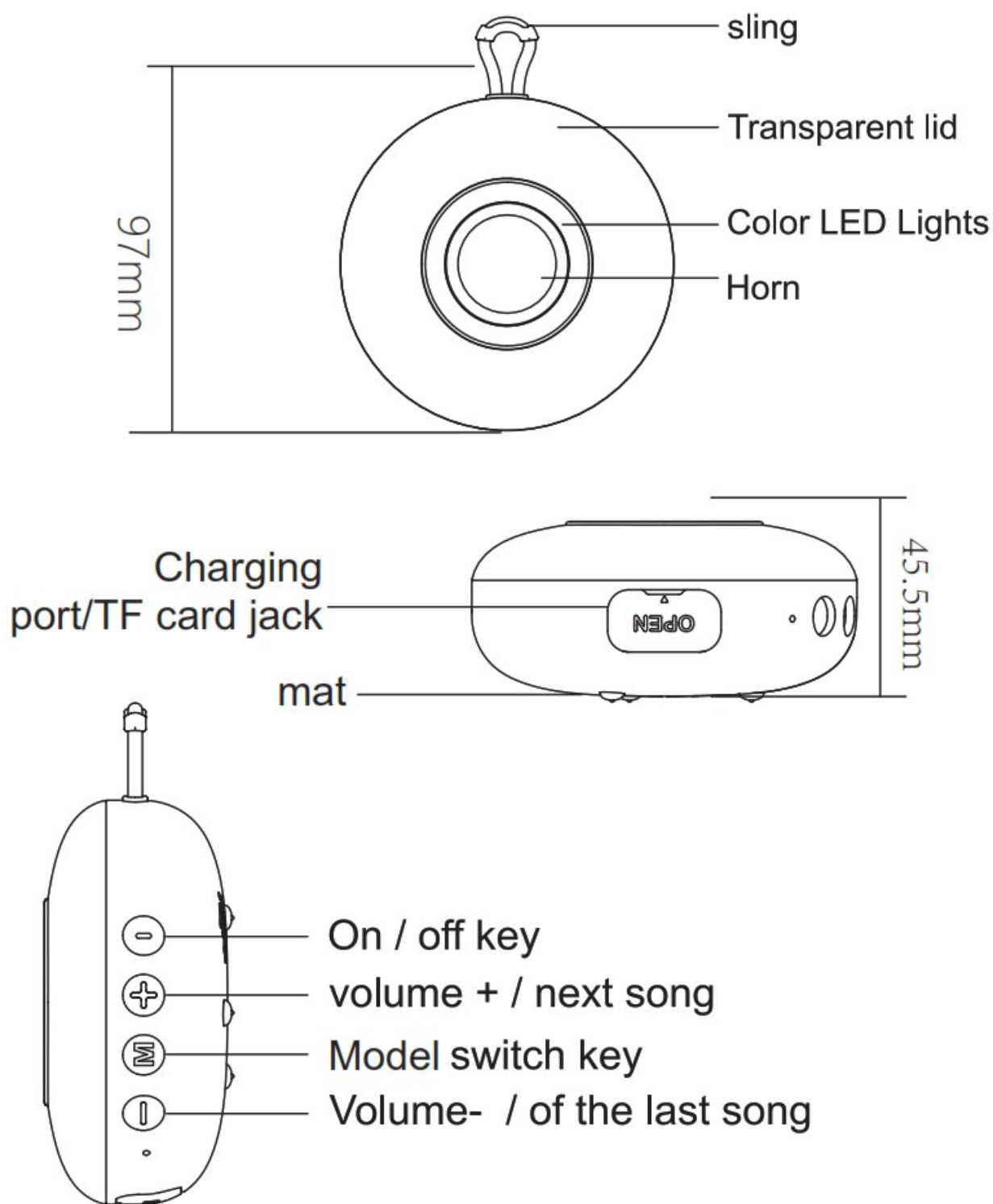
This speaker transmits audio signals through Bluetooth wireless transmission technology, using the latest Bluetooth communication standard Bluetooth 5.0 line design, can be compatible with the low version of the Bluetooth communication standard, and the performance of all aspects has been improved.

It integrates Bluetooth speaker and small colored lights, which not only supports Bluetooth / TWS / TF playback mode, but also supports voice calls. Small and portable, let you enjoy good life!

technical parameters

- Product model number: B1
- Speaker battery: 1200mah
- Key type: key
- Charging method: Type-C
- Speaker horn specification: 4Ω / 5W internal magnetic
- Charging time: 2 hours
- Speaker working time: 3 hours
- Standby time: greater than 600H
- Input voltage: DC 5V
- Charging current: 800mA
- Bluetooth protocol: A2DP/HFP/HSP/AVRCP
- Bluetooth version: 5.0
- Effective distance: 10 m

Product analysis



operation declaration

order number	item	Speaker operation method
1	starting up	Long press the switch key for 2 seconds, short press Play pause, double-click TWS
2	shut down	Long press the switch key for 2 seconds to shut down
3	Connect Bluetooth	Turn on the mobile phone's Bluetooth function, and search for it Bluetooth, connect Bluetooth name BT Speaker without password
4	Volume + / call for the next song	Short press the + key, the volume increases, long Press the + key, and the next song
5	Volume – / of the last song	Short press-key, volume reduced, long Press the-key, the last song
6	Mode switching	Short press mode switch, long press light 7 Switch: Double-click the light on / off
7	Support TF playback	
8	Support call	
LED indicator status	starting up	Dazzle light
	In the speaker charging	Red light rotation
	The speaker is charged	The green light goes off for 5 minutes

Safety Instructions

In order to prevent some dangerous situations during usage, please read the safety instructions before usage.

1. Please do not place the product near heating equipment such as heaters, microwave ovens, rice cookers, high voltage cookers, to prevent the product from overheating and causing a fire.
2. Please do not drop or hit the product to avoid a explosion.
3. When used by children, please ensure normal operation under adult supervision.
4. Do not use in low temperature and humid environment, please use under the environment of 0-45°C.
5. Do not disassemble or repair the product without authorization.
6. Do not place the product within 20cm from the medical equipment to prevent Device interference occurs.
7. When not in use, please unplug the product charger from the socket, to avoid draining battery life or causing damage.

FCC Statement

This equipment has been tested and found to comply with the limits for a Class B digital device, pursuant to Part 15 of the FCC Rules. These limits are designed to provide reasonable protection against harmful interference in a residential installation. This equipment generates uses and can radiate radio frequency energy and, if not installed and used in accordance with the instructions, may cause harmful interference to radio communications. However, there is no guarantee that interference will not occur in a particular installation. If this equipment does cause harmful interference to radio or television reception, which can be determined by turning the equipment off and on, the user is encouraged to try to correct the interference by one or more of the following measures:

- Reorient or relocate the receiving antenna.

- Increase the separation between the equipment and receiver.
- Connect the equipment into an outlet on a circuit different from that to which the receiver is connected.
- Consult the dealer or an experienced radio/TV technician for help.

This device complies with part 15 of the FCC Rules. Operation is subject to the following two conditions: (1) This device may not cause harmful interference, and (2) this device must accept any interference received, including interference that may cause undesired operation. Changes or modifications not expressly approved by the party responsible for compliance could void the user's authority to operate the equipment

FCC Statement

Changes or modifications not expressly approved by the party responsible for compliance could void the user's authority to operate the equipment.

This equipment has been tested and found to comply with the limits for a Class B digital device, pursuant to Part 15 of the FCC Rules. These limits are designed to provide reasonable protection against harmful interference in a residential installation. This equipment generates uses and can radiate radio frequency energy and, if not installed and used in accordance with the instructions, may cause harmful interference to radio communications. However, there is no guarantee that interference will not occur in a particular installation. If this equipment does cause harmful interference to radio or television reception, which can be determined by turning the equipment off and on, the user is encouraged to try to correct the interference by one or more of the following measures:


- Reorient or relocate the receiving antenna.
- Increase the separation between the equipment and receiver.
- Connect the equipment into an outlet on a circuit different from that to which the receiver is connected.
- Consult the dealer or an experienced radio/TV technician for help

This device complies with part 15 of the FCC rules. Operation is subject to the following two conditions (1) this device may not cause harmful interference, and (2) this device must accept any interference received, including interference that may cause undesired operation.

FCC ID 2AQ2W-B1

DOAGEAS

Documents / Resources

	DOAGEAS B1 Bluetooth Speaker [pdf] Instruction Manual 2AQ2W-B1, 2AQ2WB1, B1, B1 Bluetooth Speaker, Bluetooth Speaker, Speaker
---	--

References

- [User Manual](#)