



# dji FPV Combo FPV Drone User Guide

[Home](#) » [DJI](#) » dji FPV Combo FPV Drone User Guide 

## dji FPV Combo FPV Drone User Guide

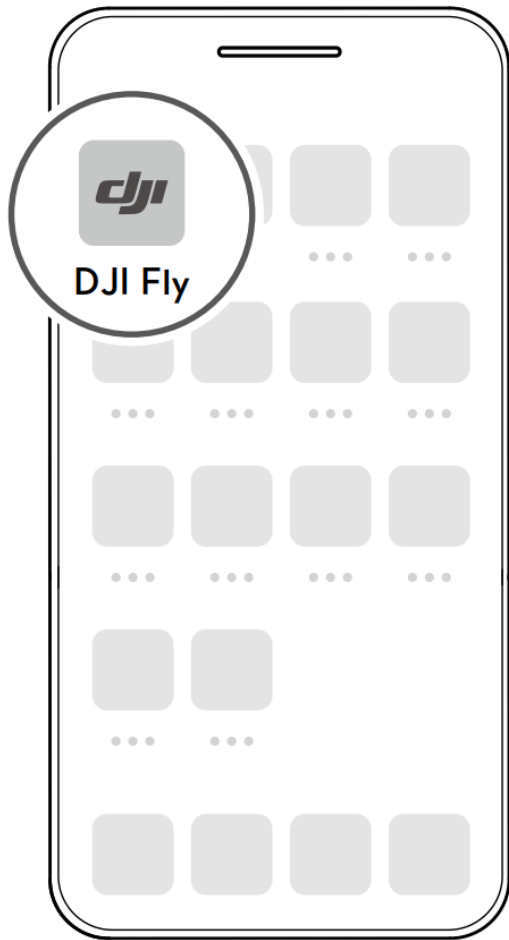


### Contents

- [1 Download The App](#)
- [2 Installation](#)
- [3 Linking](#)
- [4 WE ARE HERE FOR YOU](#)
- [5 Documents / Resources](#)
  - [5.1 References](#)
- [6 Related Posts](#)

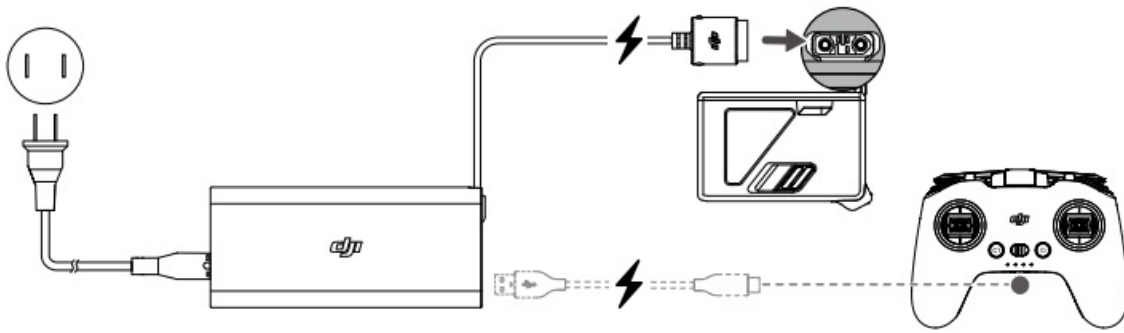
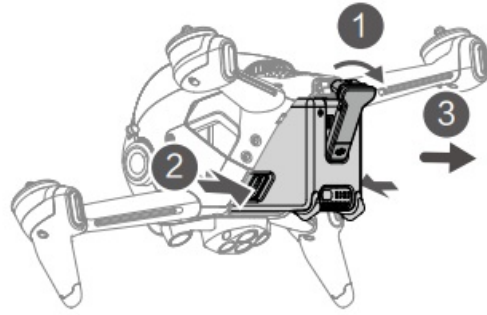
## Download The App

### DJI Fly App

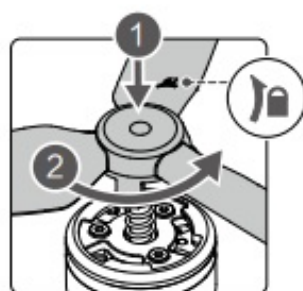
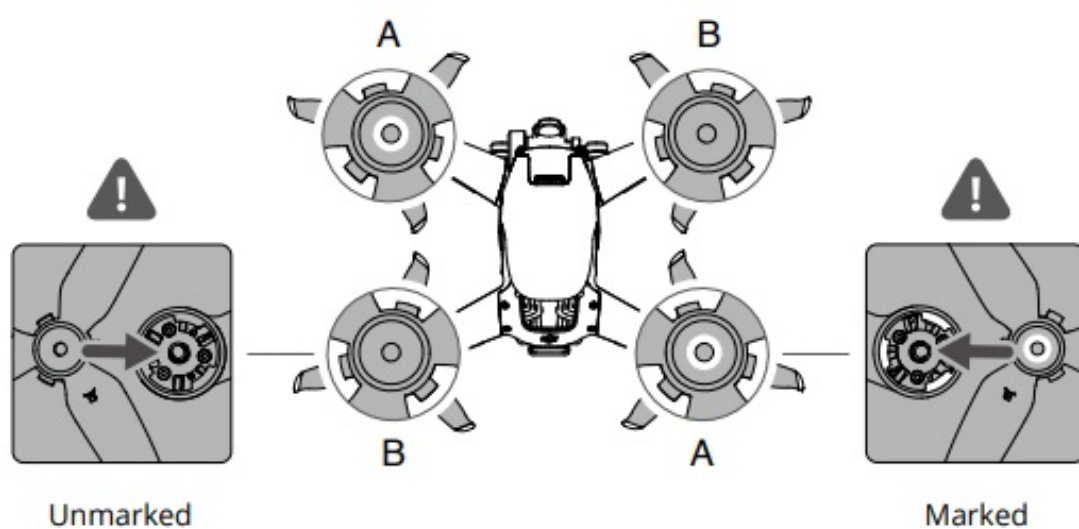
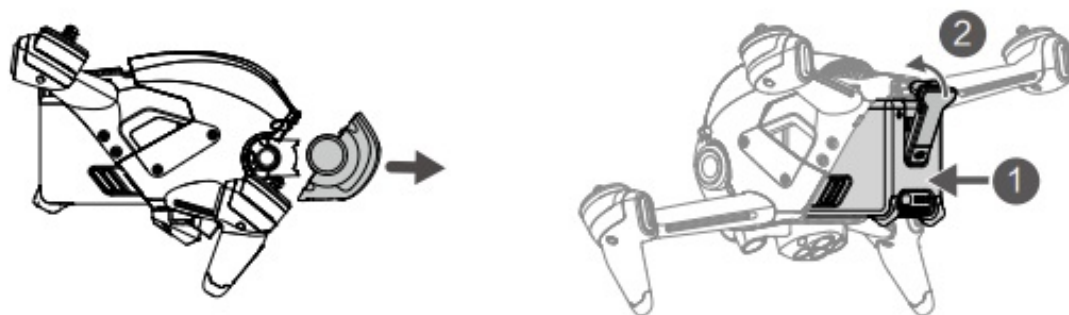


### Installation

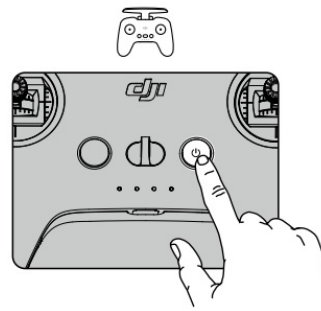
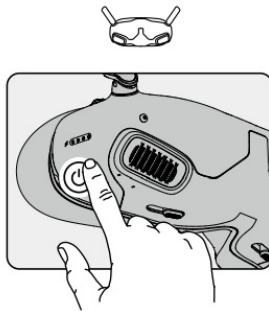
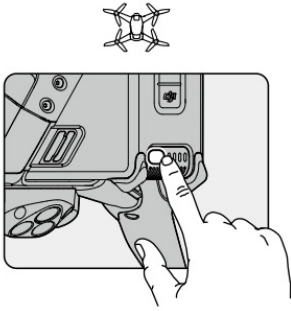
## 2



# 3



# 5



**Check battery level:** press once.

**Power on/off:** press then press and hold.

## Linking

Linking is required if the aircraft status indicator on the rear frame arm blinks yellow quickly after all the devices are powered on. a. Aircraft + Goggles

1. Press and hold the power button on the goggles. The goggles will beep continually.
2. Press and hold the power button of the aircraft until the battery level indicator blinks in sequence.
3. The battery level indicator of the aircraft turns solid and displays the battery level. The goggles stop beeping when they are successfully linked and the video display is normal.

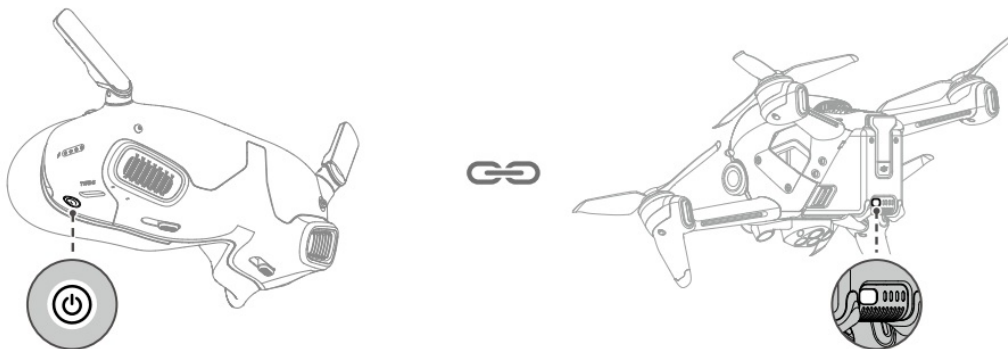
b. Aircraft + Remote Controller

4. Press and hold the power button of the aircraft until the battery level indicator blinks in sequence.
5. Press and hold the power button of the remote controller until it beeps continually and the battery level indicator blinks in sequence.
6. The remote controller stops beeping when successfully linked and both the battery level indicators turn solid and display the battery level.

The aircraft must be linked with the goggles before the remote controller.

# 6

a.

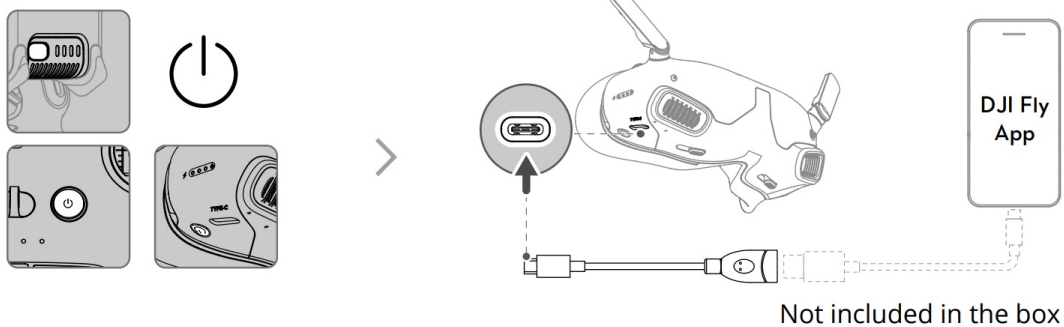


b.



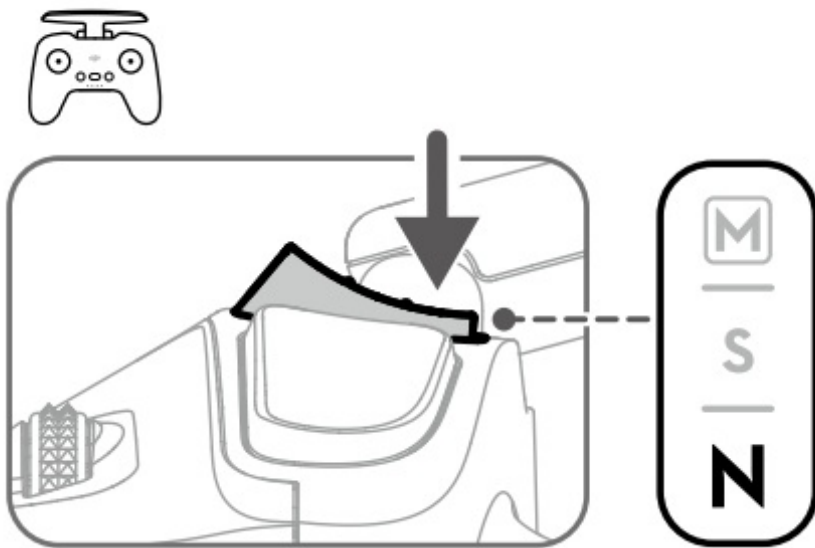
Connect the USB-C port of the goggles to the mobile device with the USB-C OTG cable and a suitable data cable. Run DJI Fly on the mobile device and follow the prompts to activate the DJI devices.

# 7

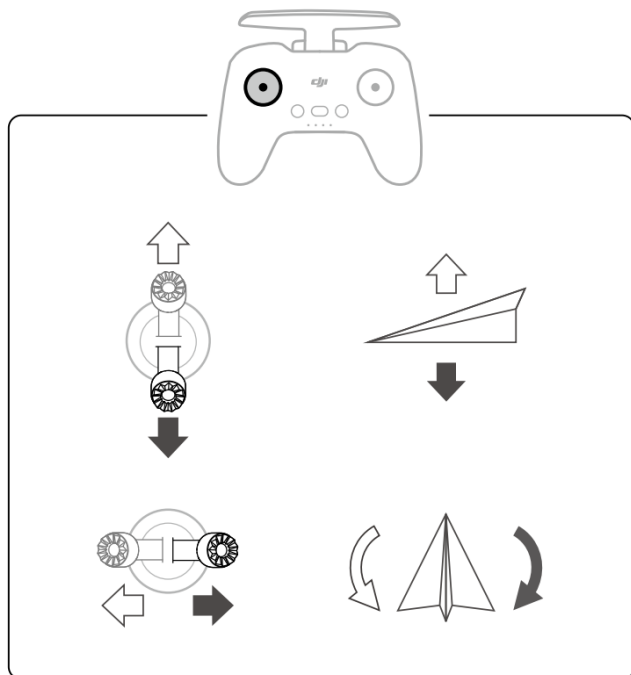


**Normal Mode**

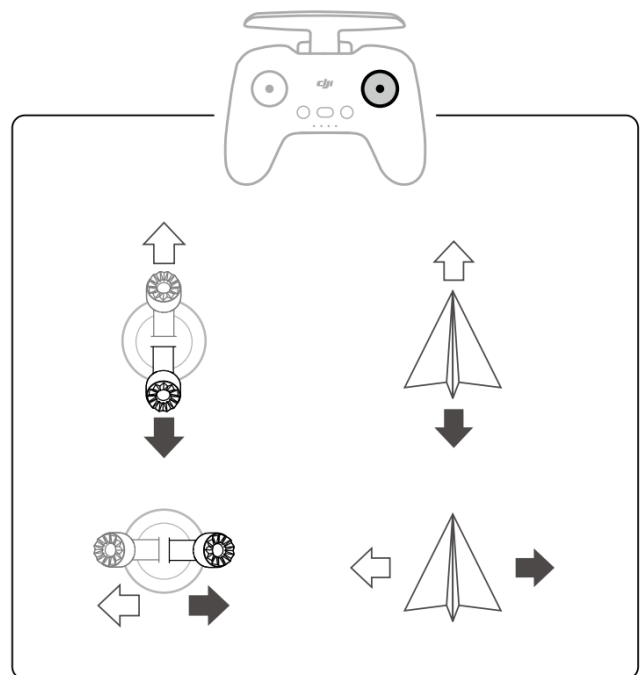
# 8



**Start or stop motors**



Mode 2 (Normal Mode)



Mode 2 (mode Normal)

**WE ARE HERE FOR YOU**

**Contact**

## DJI SUPPORT



## SUBSCRIBE FOR MORE INFORMATION



[www.dji.com/dji-fpv/downloads](http://www.dji.com/dji-fpv/downloads)




DJI is a trademark of DJI.

Copyright © 2023 DJI All Rights Reserved



## Documents / Resources

	<p><a href="#">dji FPV Combo FPV Drone</a> [pdf] User Guide FPV Combo FPV Drone, FPV, Combo FPV Drone, FPV Drone</p>
---	--



## References

- [User Manual](#)

[Manuals+](#), [Privacy Policy](#)

This website is an independent publication and is neither affiliated with nor endorsed by any of the trademark owners. The "Bluetooth®" word mark and logos are registered trademarks owned by Bluetooth SIG, Inc. The "Wi-Fi®" word mark and logos are registered trademarks owned by the Wi-Fi Alliance. Any use of these marks on this website does not imply any affiliation with or endorsement.