



dji FC40 Phantom with its Own Smart Camera User Guide

[Home](#) » [DJI](#) » dji FC40 Phantom with its Own Smart Camera User Guide 

Contents

- [1 dji FC40 Phantom with its Own Smart Camera](#)
- [2 INSTALLATION](#)
- [3 CONNECT TO THE CAMERA](#)
- [4 DJI FC10 FEATURE](#)
- [5 GUIDE FOR CAMERA HOTKEY & LED](#)
- [6 Documents / Resources](#)
 - [6.1 References](#)
- [7 Related Posts](#)



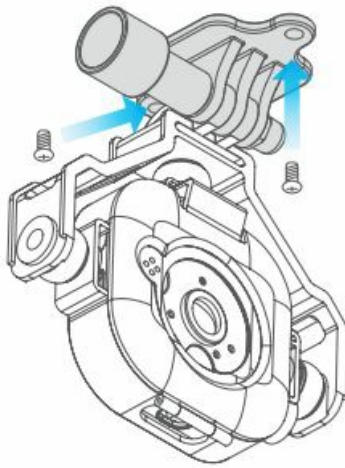
dji FC40 Phantom with its Own Smart Camera



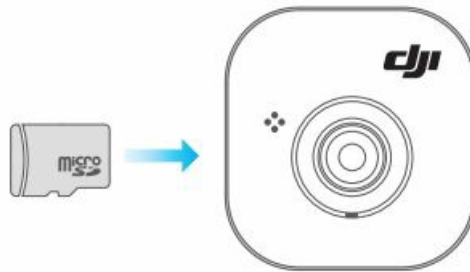
INSTALLATION

INSTALL DJI FC40 TO AIRCRAFT

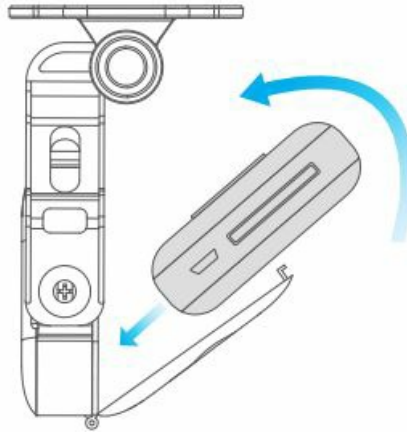
WARNING: 4 Use the mount kit in the PHANTOM package.



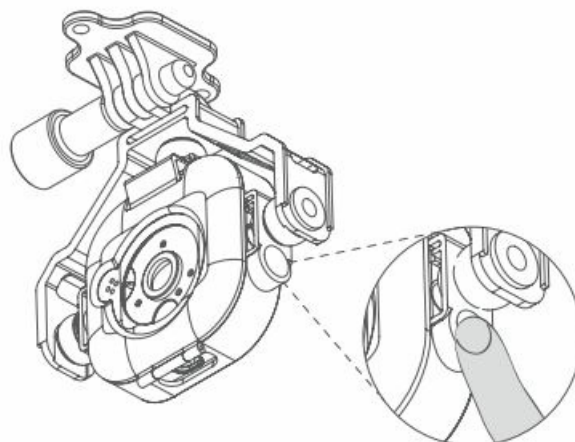
INSERT THE MICRO.SD CARD



INSTALL THE CAMERA



TURN ON THE CAMERA



INSTALL DJI FC40 APP



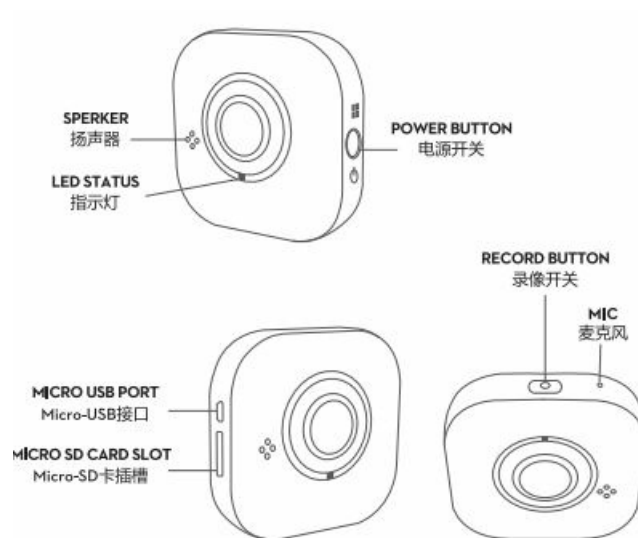
Scan The QR Code To
Download iOS/Andriod App



CONNECT TO THE CAMERA









DJI FC10 FEATURE



GUIDE FOR CAMERA HOTKEY & LED


CAMERA HOTKEY

- **Power Off:** Press the power button for 5 seconds.
- **Recording:** Press the record button for

CONDITIONS	状态	STATUS INDICATOR	状态指示灯	SOUND	声音
Recording	录像			One Time	1次
Charging	充电				
Low Power	低电压			Five Times	5次
Power Off	关闭电源			Two Times	2次
Auto Power Off (5 Mins Idle)	5分钟闲置 关闭电源			Two Times	2次
Wi-Fi Connecting	Wi-Fi链接				
Memory Full Micro-SD Card Error	内存已满或者 内存卡错误			Three Times	3次

LEARN MORE: WWW.DJI.COM

Documents / Resources

	dji FC40 Phantom with its Own Smart Camera [pdf] User Guide FC40 Phantom with its Own Smart Camera, FC40, Phantom with its Own Smart Camera, Own Smart Camera, Smart Camera, Camera
---	--

References

- ^{MH} [Search - Manual-Hub.com](#)