

# DISTRACTED DRIVING DEVICE DDDTRK1 Tracker App User Guide

[Home](#) » [DISTRACTED DRIVING DEVICE](#) » DISTRACTED DRIVING DEVICE DDDTRK1 Tracker App User Guide 


## Contents

- 1 [DISTRACTED DRIVING DEVICE DDDTRK1 Tracker App](#)
- 2 [Distracted Driving Device Application](#)
- 3 [Installation](#)
- 4 [Documents / Resources](#)
  - 4.1 [References](#)
- 5 [Related Posts](#)




## DISTRACTED DRIVING DEVICE DDDTRK1 Tracker App

Carrier 2:35 PM

 **Add Dock**

Select a Dock device to add to your account



SERIAL NUMBER

SCAN BARCODE

NEXT - ADD TRACKER

Congratulations on your purchase of the Distracted Driving Device! You have taken an important step to help protect your loved ones from the dangers of driving while distracted.

### Distracted Driving Device Application

In order to use the Distracted Driving Device, all owners/administrators and intended drivers will need to download and install the Distracted Driving Device Application on their mobile device.

Visit the page from your mobile device by scanning the QR Code at left or by pointing your browser on your mobile device to <https://distracteddrivingdevice.com/app/>

During the account setup in the Application, you will be prompted to enter the serial numbers of the two enclosed devices that make up the Distracted Driving Device system. The serial numbers can be located on the underside of each device as well as on labels on the outside of Distracted Driving Device packaging.

## Installation

The Distracted Driving Device requires professional installation to work properly in your vehicle. Please consult a qualified technician to perform the installation of this product. To assist your technician in the installation process, a wiring diagram and instructions can be found on the webpage shown in step 1 above. You should not attempt to install this yourself unless you are professionally trained and have extensive knowledge of automotive wiring and methodology.

### **Distracted Driving Device Operating Information:**

Please consult the Distracted Driving Device App, downloaded from Apple App Store or Google PlayTM which can be accessed via the QR code on the reverse side of this insert or by going to

<https://distracteddrivingdevice.com/app/> and selecting the appropriate link for your type of phone.

**Installation:** It is strongly recommended that you have the Distracted Driving Device installed by an accredited professional technician skilled in the installation of automotive electrical devices. See the reverse side of this insert for obtaining installation instructions to provide to your installer.

### **Distracted Driving Device One-Year Limited Warranty Summary:**

Distracted Driving Device (“DDD”) warrants the included hardware devices and accessories against defects in materials and workmanship under normal use for a period of one year from the date of original purchase (the “Warranty Period”) by Customer. If a hardware defect arises and a valid claim is received within the Warranty Period, DDD at its sole option and discretion will either (1) repair the hardware defect at no charge, using new or refurbished replacement parts, or (2) exchange the product with a product that is new or which has been manufactured from new or serviceable used parts and is at least functionally equivalent to the original product. To obtain service, call 1-800-579-9077. Subject to the full Limited Warranty terms and conditions at:

<https://distracteddrivingdevice.com/warranty-policy/>

and can also be found in the App Extras section of the Distracted Driver Device Application.

### **FCC Regulations:**

This device complies with Part 15 of the FCC Rules. Operation is subject to the following two conditions: (1) This device may not cause harmful interference, and (2) this device must accept any interference received, including interference that may cause undesired operation. Changes or modifications not expressly approved by Distracted Driving Device, LLC could void the user’s authority to operate the equipment. The Comm Device (PTE-5) complies with radio frequency (RF) exposure limits adopted by the Federal Communications Commission for an uncontrolled environment. The Comm Device (PTE-5) should be installed and operated with minimum distance 20 cm between the radiator & your body. This equipment has been tested and found to comply with the limits for a Class B digital device, pursuant to part 15 of the FCC Rules. These limits are designed to provide reasonable protection against harmful interference in a residential installation. This equipment generates uses and can radiate radio frequency energy and, if not installed and used in accordance with the instructions, may cause harmful interference to radio communications. However, there is guarantee that interference will not occur in a particular installation. If this equipment does cause harmful interference to radio or television reception, which can be determined by turning the equipment off and on, the user is encouraged to try to correct the interference by one or more of the following measures:

- Reorient or relocate the receiving antenna.
- Increase the separation between the equipment and receiver.
- Connect the equipment into an outlet on a circuit different from that to which the receiver is connected.
- Consult the dealer or an experienced radio/TV technician for help.

### **IC Regulations:**


IC Radiation Exposure Statement: The Comm Device (PTE-5) complies with IC RSS-102 radiation exposure limits set forth for an uncontrolled environment. The Comm Device (PTE-5) should be installed and operated with minimum distance 20cm between the radiator & your body. This device and its antenna(s) must not be co-located or operating in conjunction with any other antenna or transmitter.

This device complies with Industry Canada’s license-exempt RSSs. Operation is subject to the following two conditions:

1. This device may not cause interference; and
2. This device must accept any interference, including interference that may cause undesired operation of the device.

Apple and the Apple logo are trademarks of Apple Inc., registered in the U.S. and other countries. App Store is a service mark of Apple Inc.  
Google Play is a trademark of Google Inc.

Documents / Resources

	<a href="#">DISTRACTED DRIVING DEVICE DDDTRK1 Tracker App</a> [pdf] User Guide DDDDOCK1, 2AYYN-DDDDOCK1, 2AYYNDDDDOCK1, DDDTRK1, 2AYYN-DDDTRK1, 2AYY NDDDTRK1, DDDTRK1, Tracker App
---	---

References

- [🌐 Distracted Driving Device - Stop Texting and Driving Now!](#)
- [🌐 Warranty Policy - Distracted Driving](#)