



displaypros 04 MODify Nesting Table Instruction Manual

[Home](#) » [displaypros](#) » displaypros 04 MODify Nesting Table Instruction Manual 

displaypros 04 MODify Nesting Table Instruction Manual



MODify Nesting Table 04

MODify™ is a one-of-a-kind Modular Merchandising System that is made up of interchangeable fixtures and accessories that can be easily assembled, disassembled, and rearranged to create a variety of different display configurations. The MODify system incorporates SEG push-fit fabric graphics that enable you to brand, promote and merchandise with ease.

The MODify Nesting Table 04 is a perfect addition to any space. The sturdy metal frame provides excellent

support and stability, while the elegant wooden tabletops add a touch of warmth and sophistication to any room. SEG push-fit fabric graphics are fantastic options for each side, and provide a creative way to show branding, messaging and color. MODify Nesting Table 04 slides underneath Nesting Table 03; the nesting feature makes the tables versatile and blends both style and function.

We are continually improving and modifying our product range and reserve the right to vary the specifications without prior notice. All dimensions and weights quoted are approximate and we accept no responsibility for variance. E&OE. See Graphic Templates for graphic bleed specifications

features and benefits:

- 27"W x 30"H x 24"D
- Leg frames available in silver, white, and black
- White, black, natural, or gray wood grain laminate wood tops
- Optional SEG push-fit graphic for each side

dimensions

Hardware

Assembled unit: 27"W x 30"H x 24"D 685.8mm(w) x 762mm(h) x 609.6mm(d)

Approximate Weight: 46 lbs / 20.8652 kg

Graphics

Graphic material: Dye-sublimated fabric

See graphic templates for graphic sizes.

Refer to related graphic templates for more information Visit:

<https://www.theexhibitorshandbook.com/downloads/download-graphic-templates>

Shipping

- **Packing case(s):** 1 Box
- **Shipping dimensions:** (33"L x 6"H x 36"D) 838.2mm(l) x 152.4mm(h) x 914.4mm(d)
- **Approximate shipping weight:** 57 lbs / 25.8548 kg

Graphics additional information:

Powder coat color options:

- white



- black



- silver



Wood laminate color options: Refer to related graphic templates for more

- white



- black



- natural



- gray



Contents

- [1 Tools Required](#)
- [2 ASSEMBLE FRAME](#)
- [3 INSTALL GRAPHICS](#)
- [4 Kit Graphics BOM](#)
- [5 MFY-TBL-04-A-G](#)
- [6 Documents / Resources](#)
 - [6.1 References](#)
- [7 Related Posts](#)





Tools Required

MULTI HEX KEY (Included)

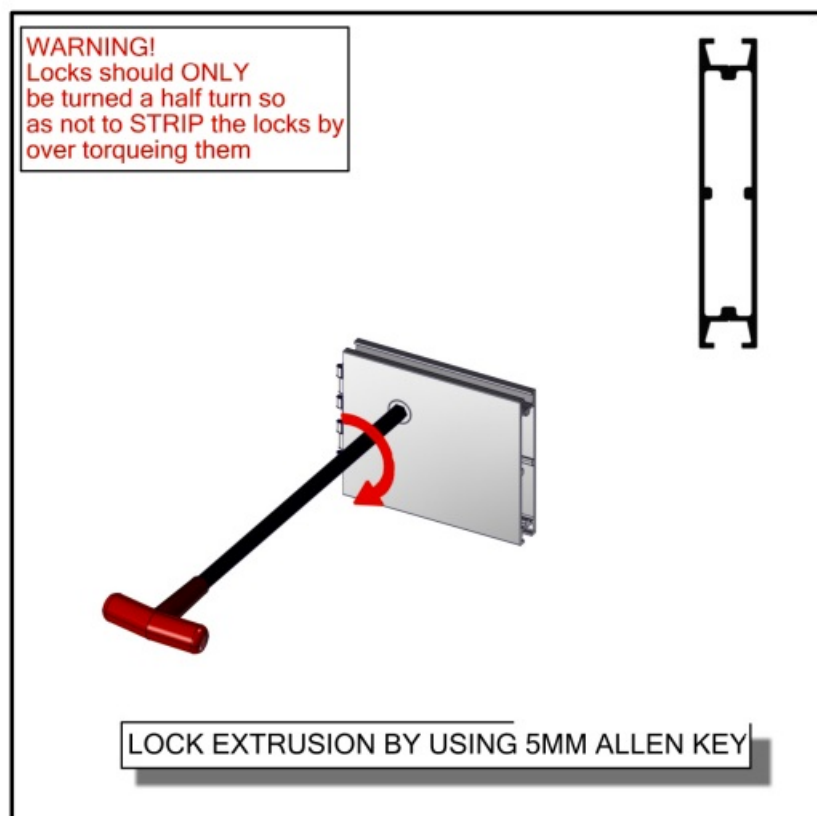


PHILLIPS SCREW DRIVER (Not Included)



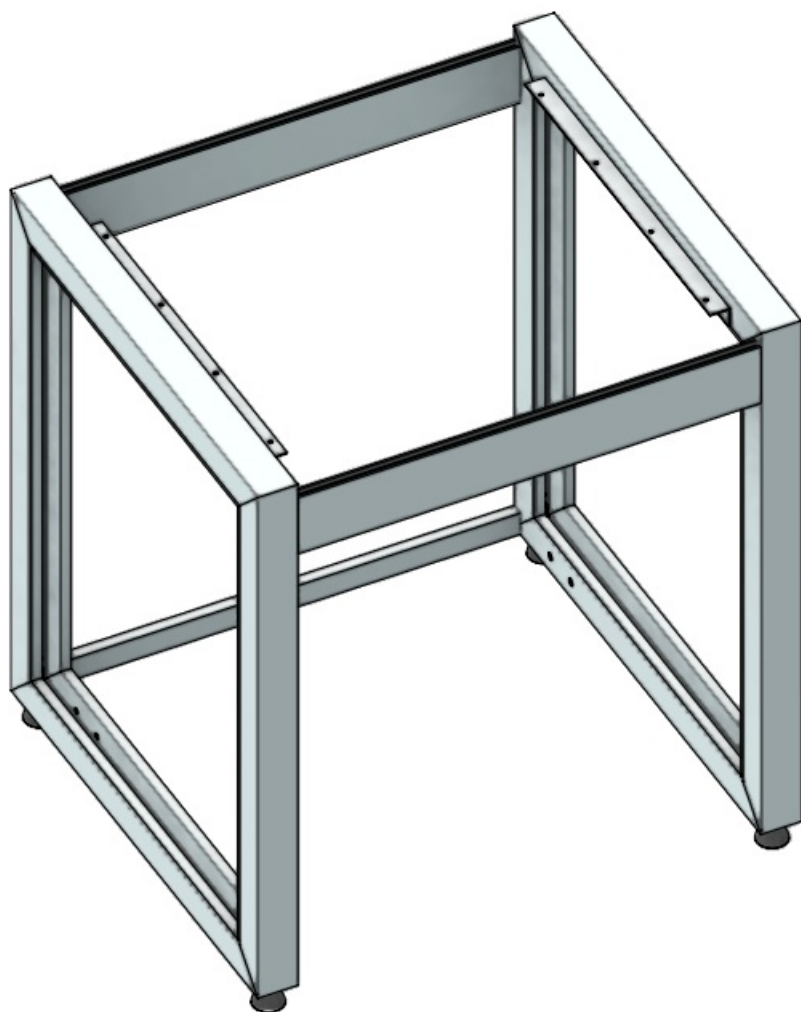
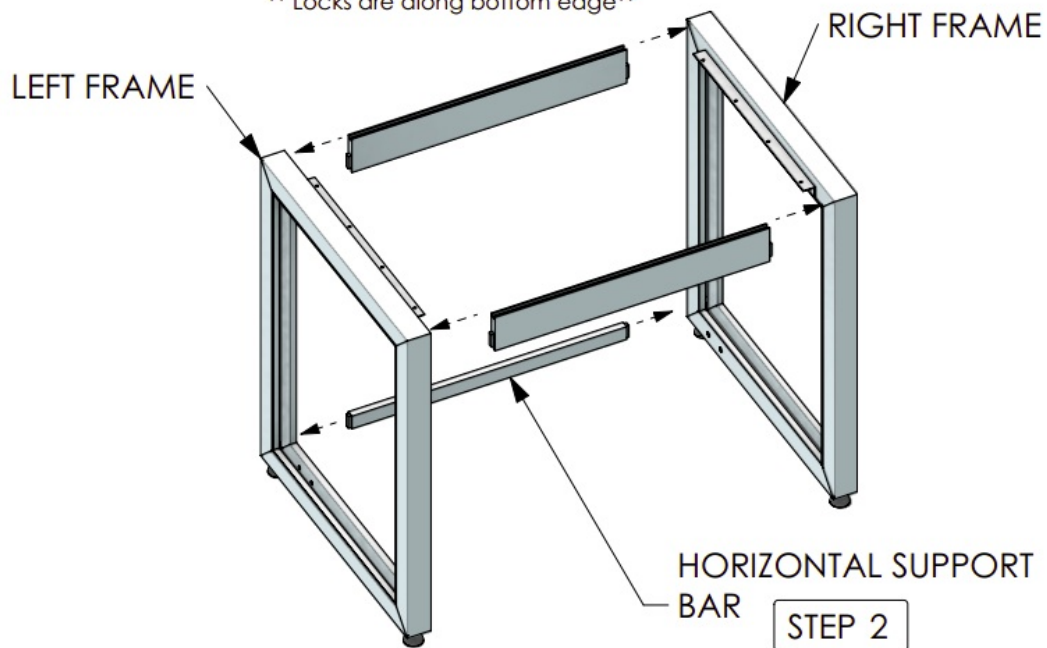
QTY	IMAGE	DESCRIPTION
1		RIGHT SUPPORT FRAME WITH LEVELING FEET
1		LEFT SUPPORT FRAME WITH LEVELING FEET
2		584MM LENGTH OF PH2 EXTRUSION-WITH CAM LOCKS BOTH ENDS
1		584MM LENGTH OF PH1 EXTRUSION-WITH CAM LOCKS BOTH ENDS



ASSEMBLE FRAME



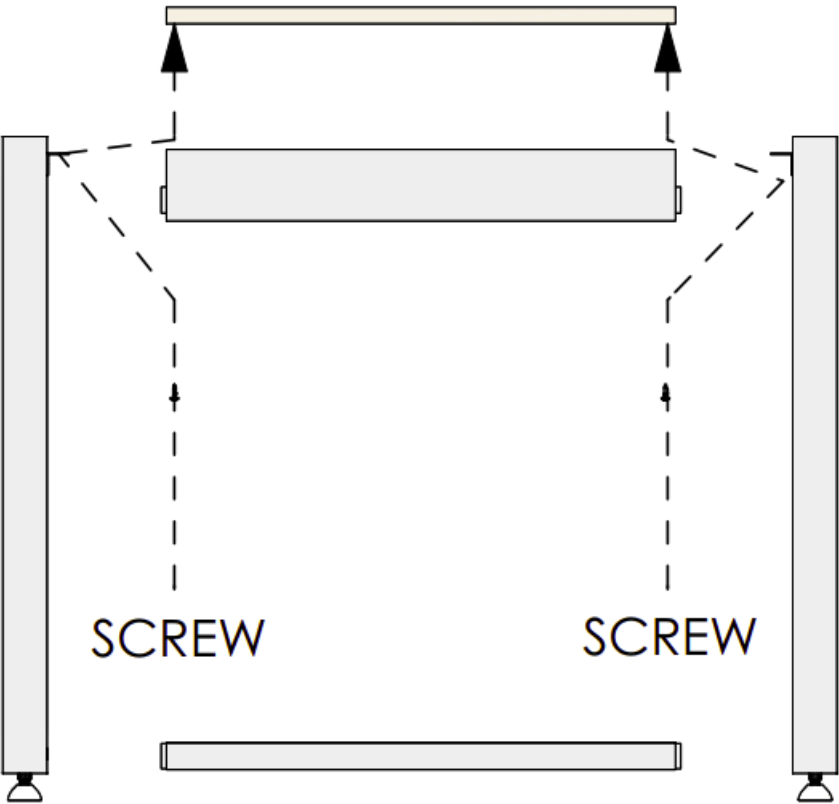
STEP 1

LOCK TOP 2 HORIZONTAL
EXTRUSIONS TO LEG
** Locks are along bottom edge**

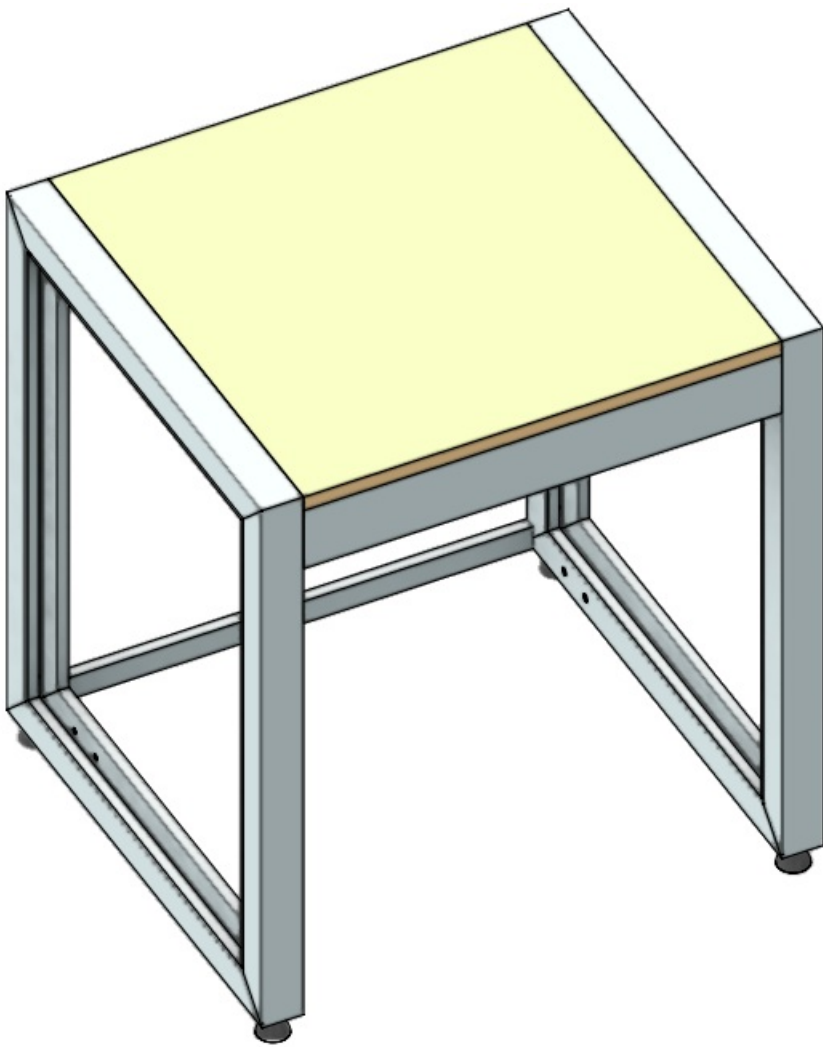


QTY	IMAGE	DESCRIPTION
8		TABLE TOP WOOD SCREW
1		TABLE TOP COUNTER

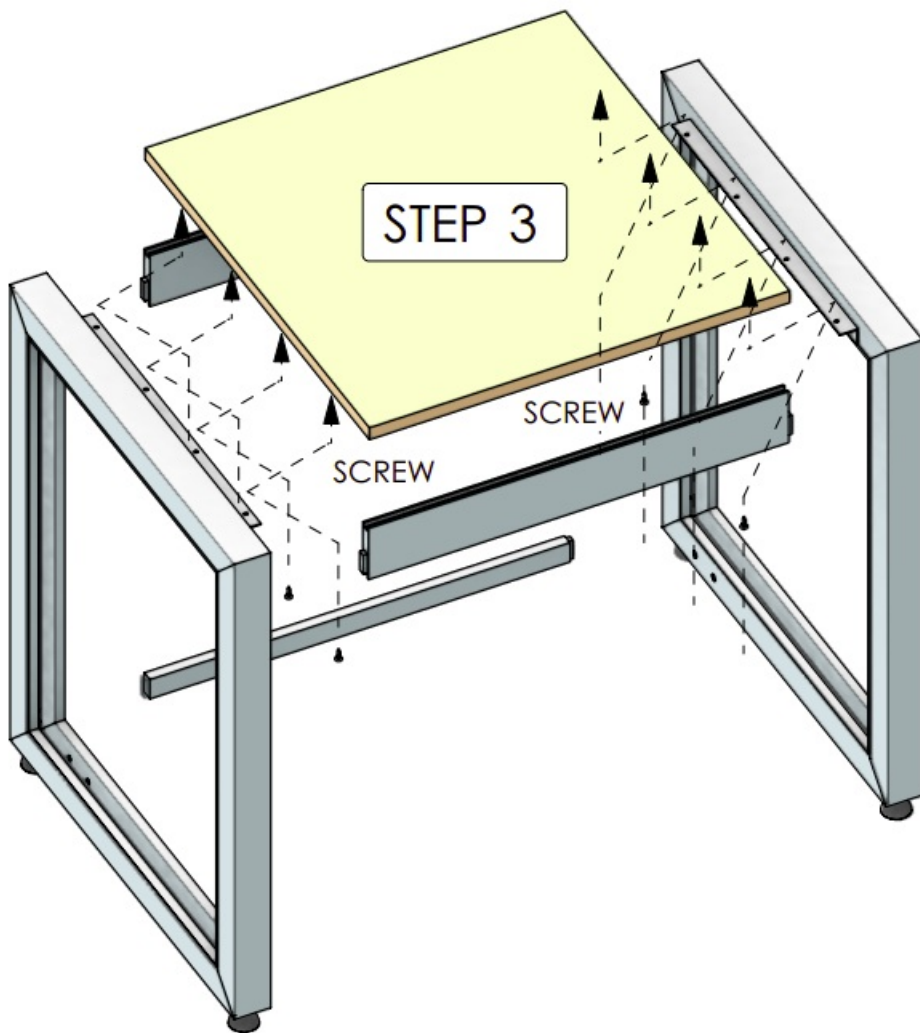
INSTALL COUNTER TOP




FRONT VIEW

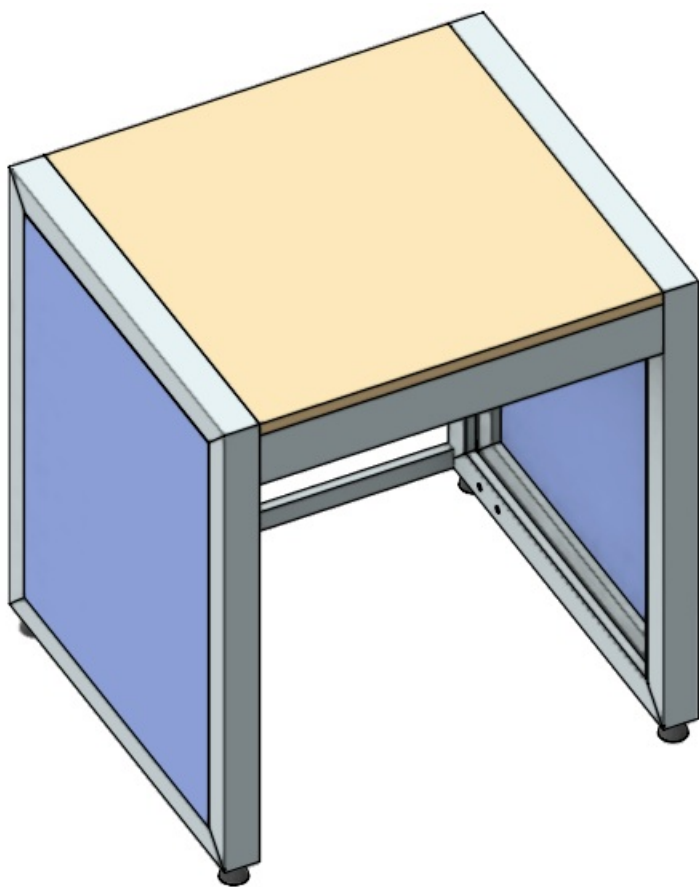
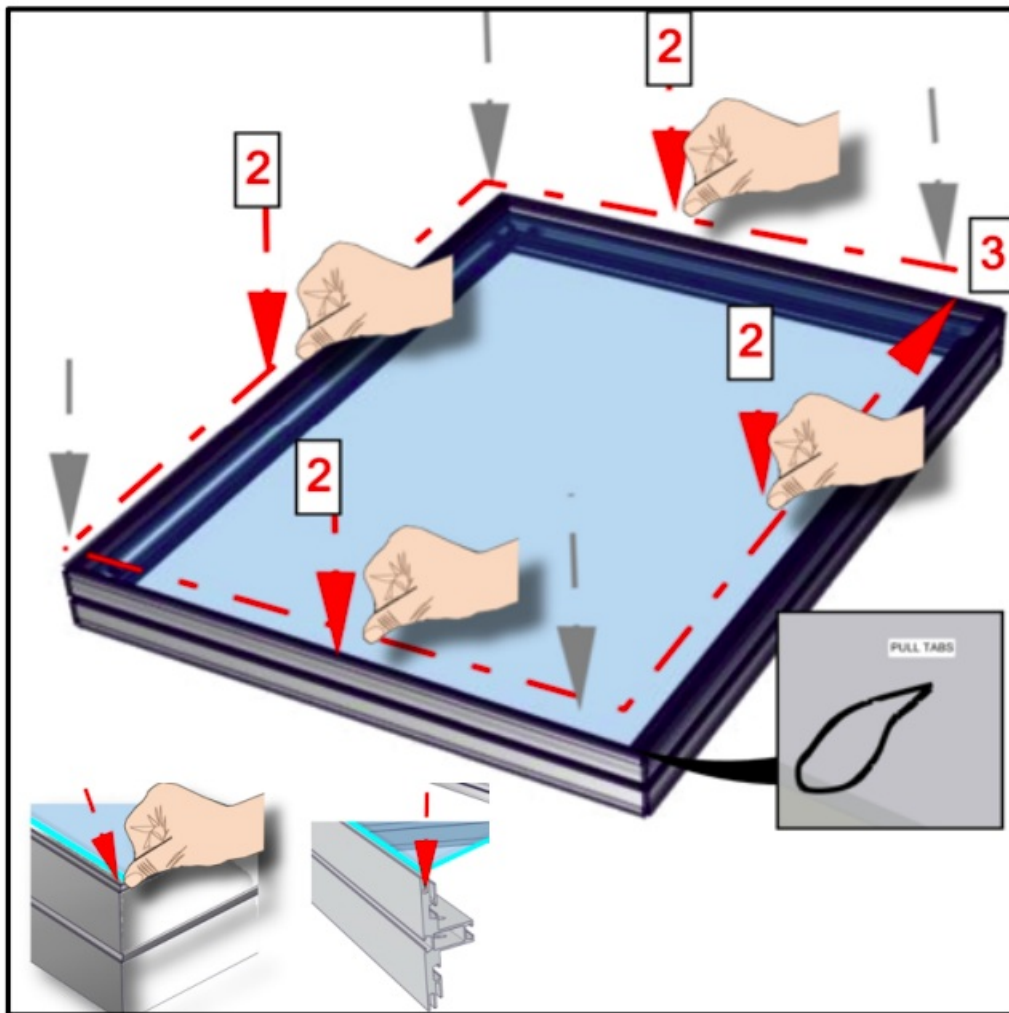


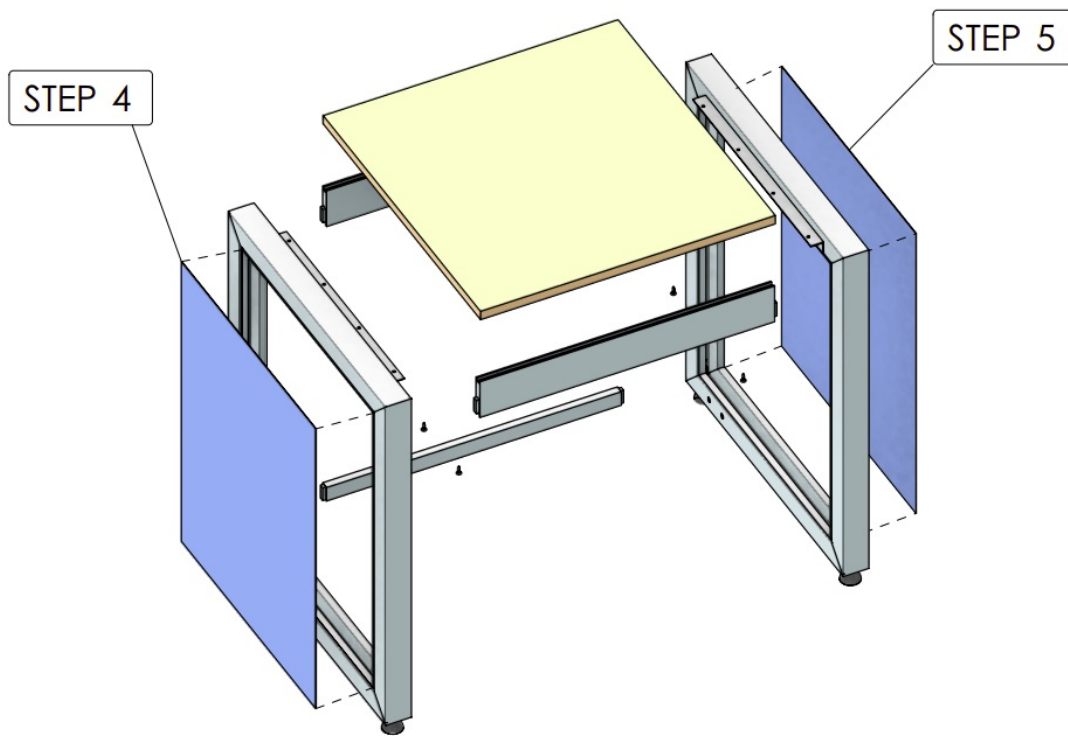
FASTEN COUNTER TOP TO SIDE FRAMES WITH WOOD SCREWS (8 REQ'D) THRU MOUNTED LBRACKETS









QTY	IMAGE	DESCRIPTION
2		(24.51 w X 29.25 h total size) 20.51 w X 25.25 h finish size, Dye-sub print on Eclipse Blackout Stretch, single sided, sewn with FCE-2 silicone beading around perimeter & pull tab in bottom right corner

INSTALL GRAPHICS








Kit Hardware BOM

ITEM	COMPONENTS	QTY	DESCRIPTION
	101-584-01-01	1	584MM LENGTH OF PH1 EXTRUSION-WITH CAM LOCKS BOTH ENDS
	102-584-01-01	2	584MM LENGTH OF PH2 EXTRUSION-WITH CAM LOCKS BOTH ENDS
	CT	1	TABLE TOP COUNTER
	LSF	1	LEFT SUPPORT FRAME WITH LEVELING FEET
	RSF	1	RIGH SUPPORT FRAME WITH LEVELING FEET
	WOOD-SCREW	8	TABLE TOP WOOD SCREW



Kit Graphics BOM

	MFY-TBL-04-A-G	1	(24.51 w X 29.25 h total size) 20.51 w X 25.25 h finish size, Dye-sub print on Eclipse Blockout Stretch, single sided, sewn with FCE-2 silic one beading around perimeter &pull tab in bottom right corner
	MFY-TBL-04-B-G	1	(24.51 w X 29.25 h total size) 20.51 w X 25.25 h finish size, Dye-sub print on Eclipse Blockout Stretch, single sided, sewn with FCE-2 silic one beading around perimeter &pull tab in bottom right corner

Documents / Resources

	displaypros 04 MODify Nesting Table [pdf] Instruction Manual IS_mdy-tbl-04, 04, 04 MODify Nesting Table, MODify Nesting Table, Nesting Table, Table
---	--

References

-  [The Exhibitors' Handbook](#)
-  [Graphic Templates](#)

Manuals+.