




## DisplayPort DK201 2 4 Port 4K DP KVM Switch User Manual

[Home](#) » [DisplayPort](#) » DisplayPort DK201 2 4 Port 4K DP KVM Switch User Manual 



**DP KVM SWITCH**  
**2/4 PORT 4K DP KVM SWITCH**  
**4K DP KVM SWITCH**  
**User Manual**  
**DK201**  
**DK401**

### Contents

- [1 Introduction](#)
- [2 Parameter](#)
- [3 Connect to use](#)
- [4 Product use range](#)
- [5 Precautions](#)
- [6 Documents / Resources](#)
  - [6.1 References](#)

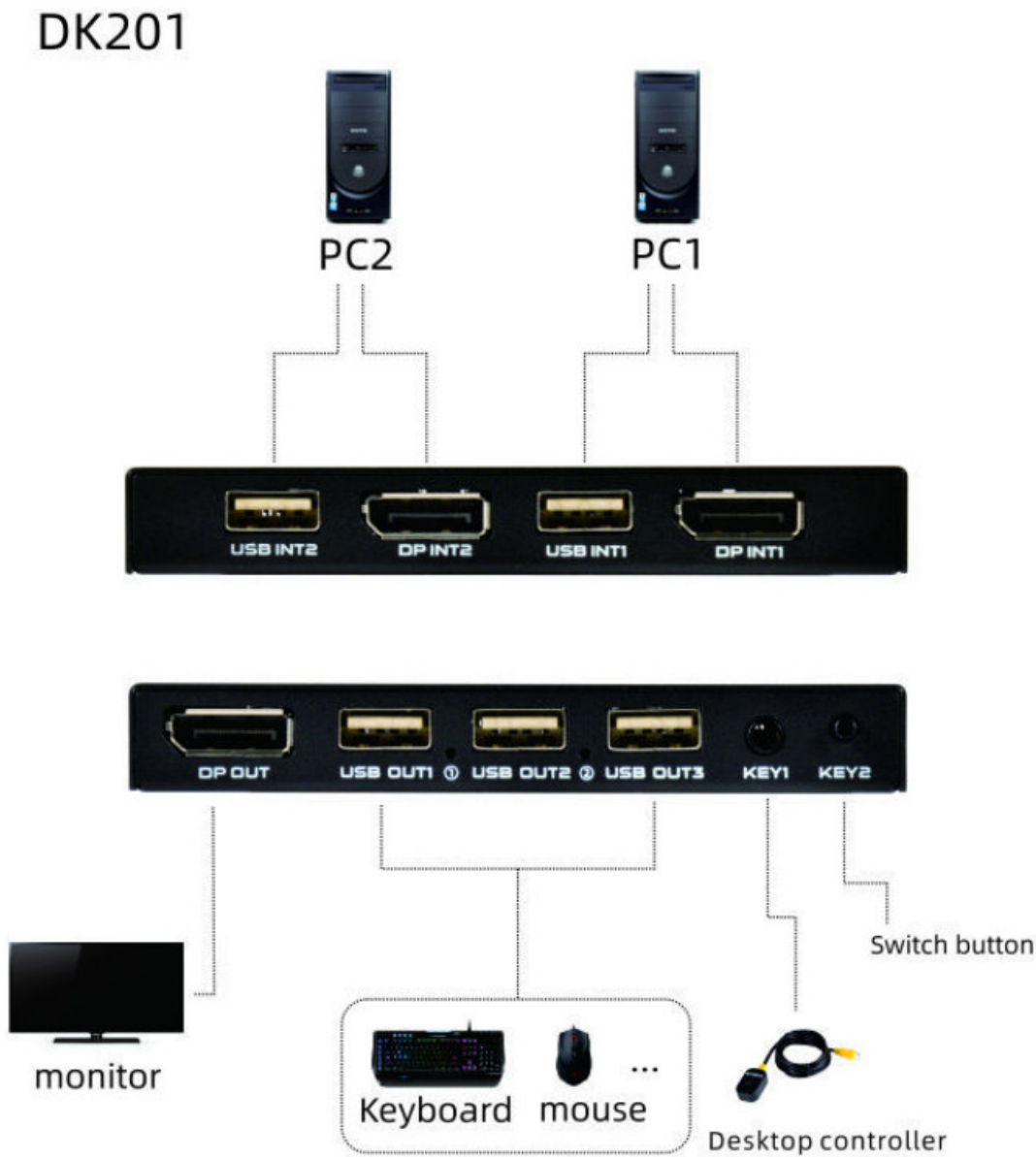
### Introduction

4K DP KVM is a 4K high-definition audio and video KVM switch, which can realize 2/4 com-puter hosts or other signal sources to share 1 set of monitors /printingPrinter/keyboard/mouse/U disk, and other USB devices, the product does not need to install any driver softwares,It has many advantages such as plug and play, convenient installation, fast response speed, etc.,Greatly improve work efficiency and quality, is a good helper for your work and life.

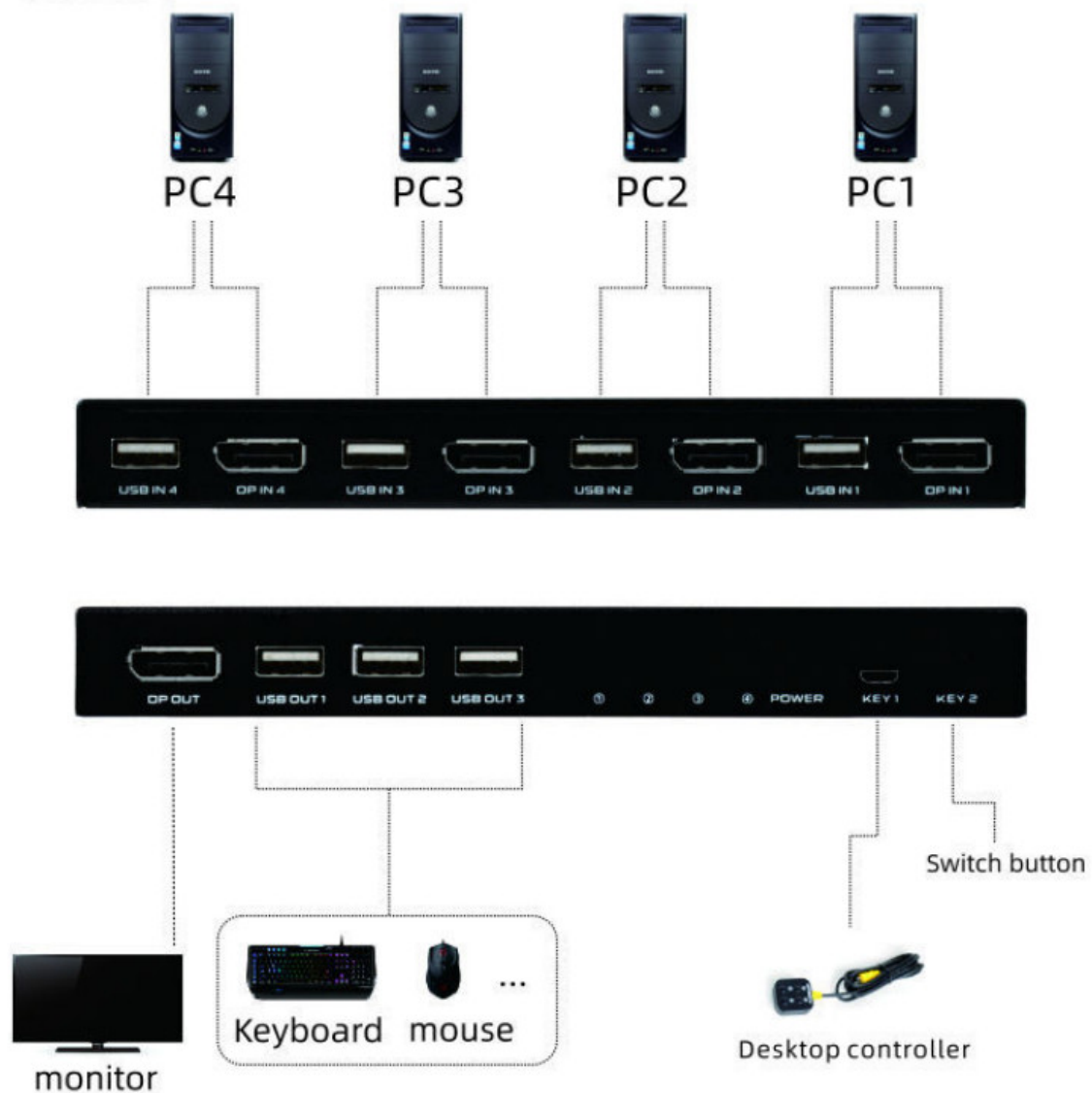
### Parameter

Product number	DK201 /DK401
USB version	USB 2.0
DP version	DisplayPort 1.2
DP input/output line length	1-5 meters
DP input/output port	20pin DP-A
Maximum supported resolution	4K/60HZ

Connect to use



## DK401



### Product use range

4K DP high-definition audio and video KVM switches are widely used in various multimedia, Advertising, office, conference, learning, financial securities, and other fields, such as moreMedia computer presentation, video teaching, various security, public video broadcasting systemWait.

### Product accessories

Product*1	Desktop controller*1	manual*1
USB male to mate cable*2		DP line*2

### DK201

Product*1	Desktop controller*1	manuarl
USB male to male cable*4		DP line*4

### DK401


## Precautions

1. This product is a high-definition audio and video device with USB HUB extension function, When using for the first time, the computer will automatically load the USB driver. During the process, it is forbidden to switch the machine to prevent the automatic loading of the USB driver from failing. After the driver is loaded, it can be used.
2. If the product uses U disk, mobile hard disk and other storage devices. During the process of copying data, it is forbidden to switch the machine to prevent the data from being lost.
3. The DP cable used for product connection, the signal input must use the matching cable, It is recommended to use pure copper high-quality cables for signal output video cables.
4. When storing or using the product, place it in a ventilated and cool place, avoid direct sunlight, High temperature, humidity, and environment to extend the service life of the product.
5. The connected equipment must check whether the ground wire of the equipment is in good contact to prevent the equipment static electricity from passing through the connecting line of the product, interfering with the stable operation of video and USB signals.



---

## Documents / Resources



[DisplayPort DK201 2 4 Port 4K DP KVM Switch](#) [pdf] User Manual  
DK201 2 4 Port 4K DP KVM Switch, DK201, 2 4 Port 4K DP KVM Switch, 4K DP KVM Switch, KVM Switch, Switch

## References

- [User Manual](#)