



## digitech FM Transmitter AR3139 Instruction Manual

[Home](#) » [Digitech](#) » digitech FM Transmitter AR3139 Instruction Manual 



FM Transmitter  
With USB & Micro SD Playback  
Model: AR3139  
Instruction Manual



Thanks for choosing our car FM Transmitter. This device can stream music or audio files (MP3 format) into your car FM radio via FM transmission function. This device, it lets you enjoy your favorite MP3 tunes by your car's stereo system on the road. Please read the User Manual carefully before using it.

### **WARNINGS & CAUTIONS**

Please read all safety instruction warnings carefully before using this product. Improper use of this product may result in damage to this or attached products. To ensure the products work well, please never use this in the following conditions:

1. Moist or underwater conditions.
2. Conditions near a heater or high-temperature service.
3. Conditions with direct and strong sunshine,
4. Conditions with apt falling
5. Never dismantle the product without due permission, otherwise, it may nullify the warranty clause.

## **Contents**

**1 PACKING CONTENTS**

**2 FEATURES:**

**3 SPECIFICATIONS:**

**4 OPERATION  
INSTRUCTIONS:**

**5 BUTTONS:**

**6 Documents / Resources**

**7 Related Posts**

## **PACKING CONTENTS**

- Device
- Instruction Manual
- 3.5mm Aux Cable

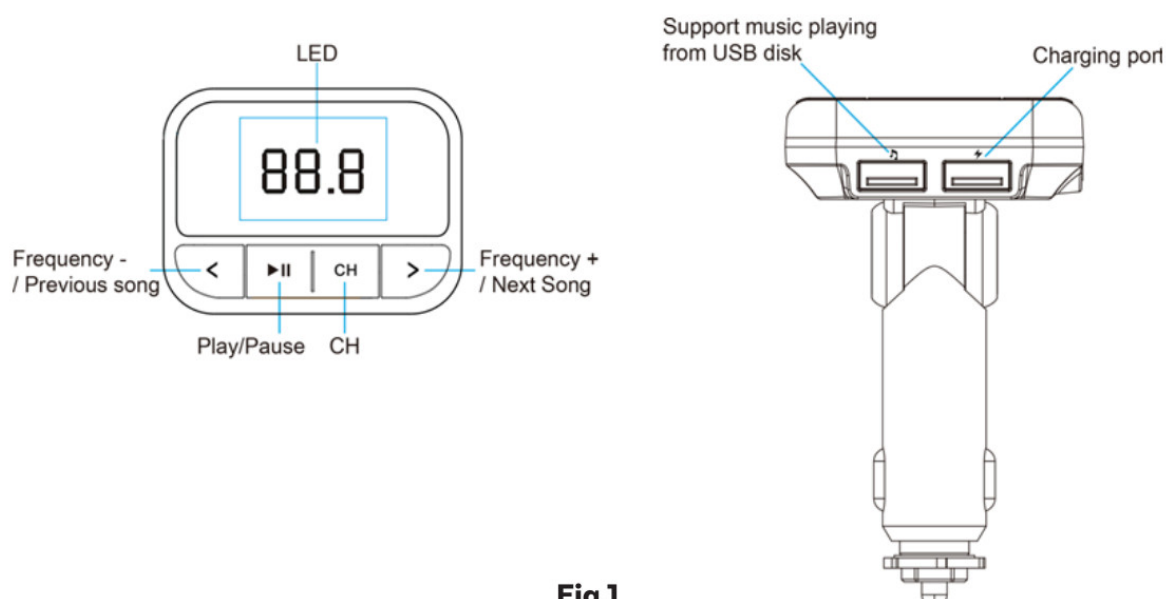
## **FEATURES:**

1. Play & transmit music or audio files (MP3 format) into your Car FM Radio or other FM Radios;
2. Support Playback of MP3 format files directly from your TF Card (Max32GB, Not Included) , USB Flash Drive (Max 32GB, Not included) ;
3. 206 Channel frequency range from 87.5 MHz to 108.0 MHz;
4. With elegant LED screen, display the Frequency number and status of playing;
5. Supports 4 loop modes: folder, one, random and all;
6. USB outputs 5V/2.4A, charges iPod, iPhone, iPad and other devices;
7. Draws power from the cigarette socket in the car (DC 12V-24V);
8. Adjustable joint for Flexible use. Material: ABS

## **SPECIFICATIONS:**

Frequency range:	87.5-108.0MHZ
Frequency stability:	±10ppm
Product Input:	12-24V
Music Format:	MP3
TF Card/USB (Max capacity):	32GB
Charger output:	5V/2.4A
Size of Screen:	31 x 25mm (yellow)
Product size:	110(L) x 59(W) X 44(H)mm
Product weight:	45.6g
Material:	ABS

## APPEARANCE:

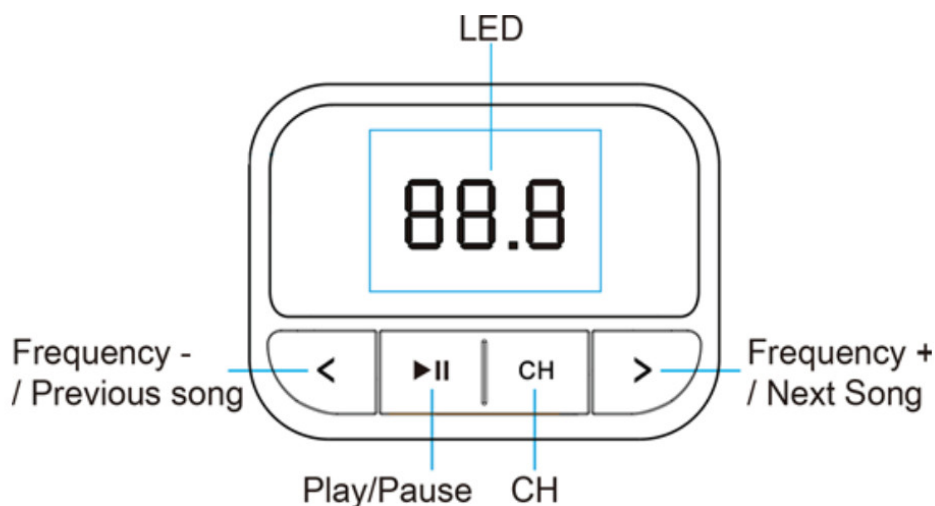


**Fig.1**

## OPERATION INSTRUCTIONS:

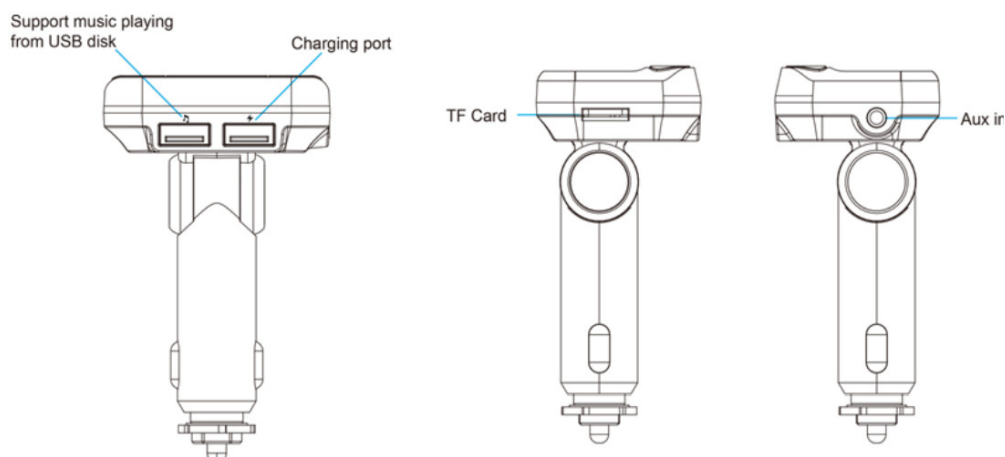
Setup the FM Transmitter Connection:

1. Plug the unit into your vehicle's cigarette lighter or power port.
2. Tune your radio to an unused FM frequency, then match the same frequency of this unit. (Follow Fig.2 as follow to adjust the frequency of units)



**Fig.2**

3. Insert TF card or USB disk containing MP3 files into the card / USB slot. It will play and transmit the file automatically. (Follow Fig. 3 as below to control your music easily.)



**Fig.3**


4. Line-in function: Use the provided audio cable to connect an MP3/MP4 or another external device to the Aux port.

## BUTTONS:

Buttons	Activities	Functionalities	Conditions
▶	Short Press	Play or Pause	
CH	Short Press	Enter Frequency tuning mode	
◀	Short Press	Previous song/ Decrease frequency	Music playing model/ Frequency tuning mode
	Long Press	Decrease music volume	Music playing mode
▶	Short Press	Next song/ Increase frequency	Music playing model/ Frequency tuning mode
	Long Press	Increase music volume	Music playing mode

Distributed by:  
Electus Distribution Pty. Ltd.  
320 Victoria Rd, Rydalmere NSW 2116 Australia  
[www.electusdistribution.com.au](http://www.electusdistribution.com.au)  
Made in China

## Documents / Resources

	<p><a href="#">digitech FM Transmitter AR3139</a> [pdf] Instruction Manual digitech, FM Transmitter, USB Micro SD Playback, AR3139</p>
---	--