




DIGINET MMBP LED Smart Load Bypass Device Installation Guide

[Home](#) » [Diginet](#) » DIGINET MMBP LED Smart Load Bypass Device Installation Guide 

DIGINET MMBP LED Smart Load Bypass Device Installation Guide



Contents

- [1 Introduction](#)
- [2 Installation](#)
- [3 Specifications](#)
- [4 Documents / Resources](#)
- [5 Related Posts](#)

Introduction

The Diginet Load Bypass Device is designed to provide improved dimming performance of some LED's and CFL's when used in conjunction with Diginet 2-wire dimmer/timer/switch products. The device overcomes the following issues seen when controlling some LED or CFL light sources:

- When switched off, the LED/CFL lights flicker, pulse on/off or do not switch off completely
- When switching on, the LED/CFL lights have difficulty turning on and the dimmer indicators flicker or pulse



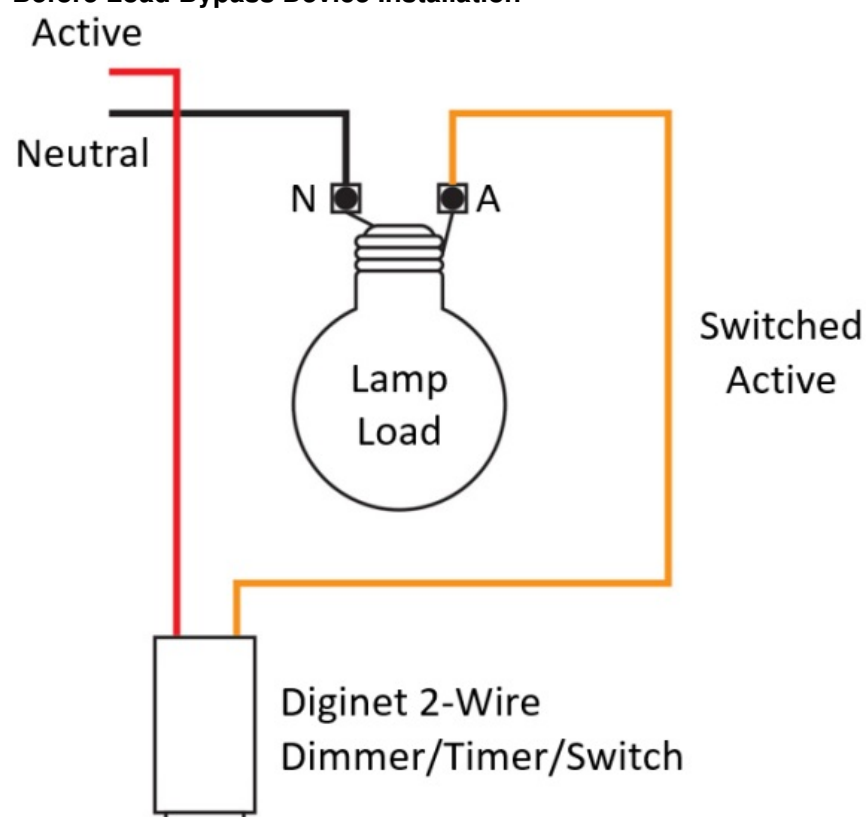
This product must be installed by a suitably qualified installer in accordance with standard safety procedures for mains-powered electrical equipment.

For more detailed information on the use of this product please see the datasheet on the Diginet web site.
www.diginet.net.au

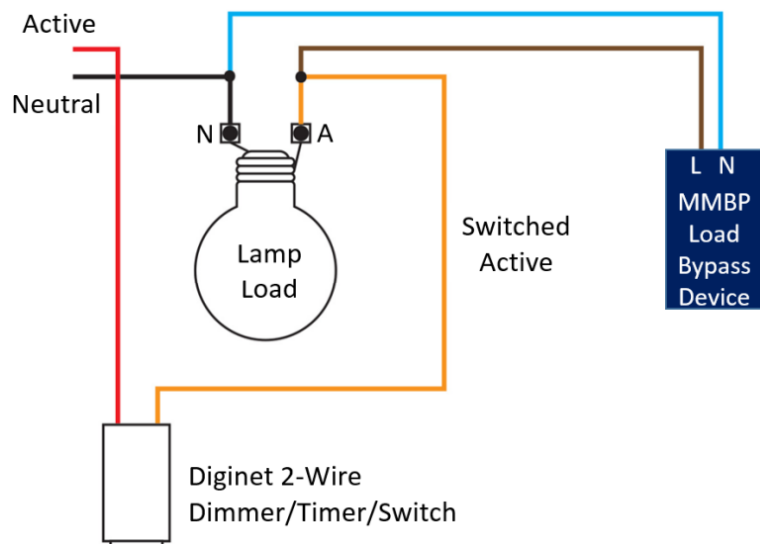
Installation

The Load Bypass Device is installed in parallel with the load, across the switched Active and Neutral, as shown in the diagram below.

Before Load Bypass Device Installation



After Load Bypass Device Installation



Specifications

Operating Voltage	220-240Vac 50Hz
Power Dissipation	100mW (Note: The device power dissipation is independent of the connected lighting load power)
Max Ambient Temperature	tamax = 70°C
Operating Humidity	10% – 95% RH, non-condensing
Standards Compliance	AS/NZS CISPR15:2011 AS/NZS 61347-2-11:2003 IEC 61347-2-11
Dimensions	49mm x 15mm x 11mm
Connection Lead Type	Two core, double insulated, crimped ends Switched Active and Neutral connections
Connection Lead Length	300mm

© Copyright Gerard Lighting Pty Ltd

The identified trademarks and copyrights are the property of Gerard Lighting Pty Ltd unless otherwise noted.

Printed on recycled paper



Product of Gerard Lighting Pty Ltd

ABN 89 095 788 864

96-112 Gow Street

Padstow NSW 2211

Diginet is a brand of Gerard Lighting Pty Ltd

Contact

General Enqu: 1300 95 DALI (3254) or sales@diginet.net.au


Technical Services: 1300 95 3244 or support@diginet.net.au

Fax: 1300 95 3257

Item Number: MMBP



Documents / Resources

 A thumbnail image of the first page of the "DIGINET MMBP LED Smart Load Bypass Device" installation guide. The page includes the DIGINET logo, the title "Load Bypass Device", and a "DESCRIPTION" section. It also features a diagram showing the device's connection to a power source and a load.	<p>DIGINET MMBP LED Smart Load Bypass Device [pdf] Installation Guide</p> <p>MMBP LED Smart Load Bypass Device, MMBP, LED Smart Load Bypass Device, Smart Load Bypass Device, Load Bypass Device, Bypass Device, Device</p>
--	---