



DIGILOG ELECTRONICS 433mhz Wireless RIP Motion Sensor Detector User Manual

[Home](#) » [Digilog Electronics](#) » DIGILOG ELECTRONICS 433mhz Wireless RIP Motion Sensor Detector User Manual 

Contents

- [1 DIGILOG ELECTRONICS 433mhz Wireless RIP Motion Sensor Detector](#)
- [2 Operation instruction](#)
- [3 Specifications](#)
- [4 Product Introduction](#)
- [5 FCC Statement](#)
- [6 Documents / Resources](#)
- [7 Related Posts](#)

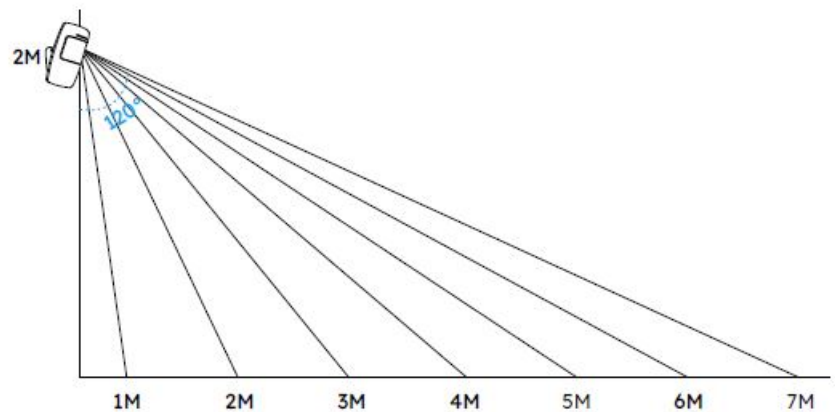
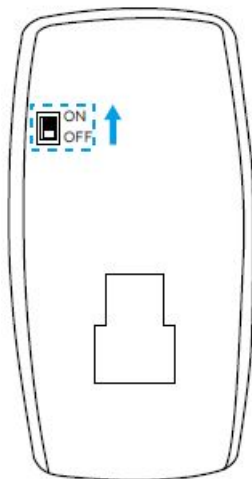
DIGILOG

DIGILOG ELECTRONICS 433mhz Wireless RIP Motion Sensor Detector



Operation instruction

Turn on the motion sensor

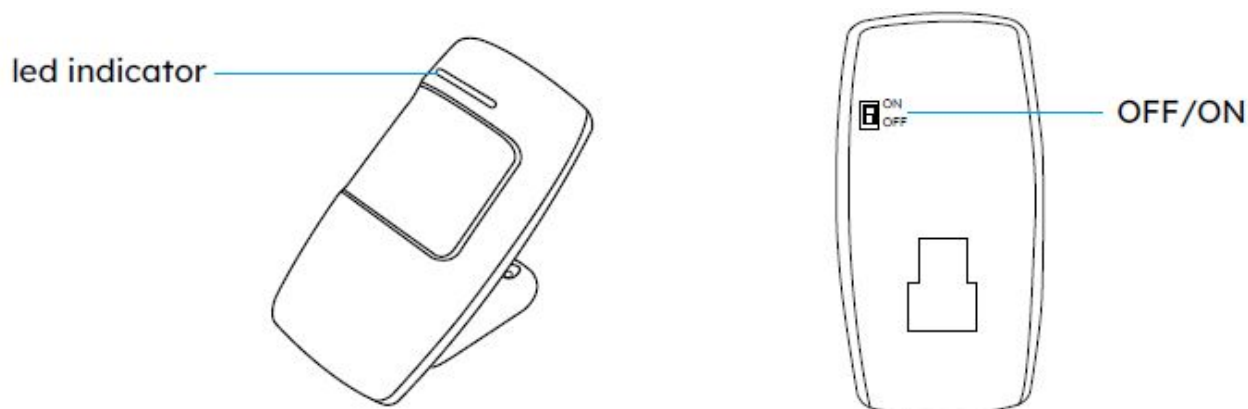


- Do not install on the metal surface, otherwise it will affect the wireless communication distance.
- The device weight is less than 1 kg . The installation height of less than 2 m is recommended .

Specifications

RF	433MHz
Power supply	3V AA*2
Detection Distance	≤7m (Indoor space)
Detection angle	120°
Working temperature	– 10°C~40°C
Working humidity	10-90%RH (non-condensing)
Material	ABS
Dimension	37.5 53 103mm

Product Introduction



FCC Statement

This equipment has been tested and found to comply with the limits for a Class B digital device, pursuant to part 15 of the FCC Rules. These limits are designed to provide reasonable protection against harmful interference in a residential installation. This equipment generates, uses and can radiate radio frequency energy and, if not installed and used in accordance with the instructions, may cause harmful interference to radio communications. However, there is no guarantee that interference will not occur in a particular installation. If this equipment does cause harmful interference to radio or television reception, which can be determined by turning the equipment off and on, the user is encouraged to try to correct the interference by one or more of the following measures:

- Reorient or relocate the receiving antenna.
- Increase the separation between the equipment and receiver.
- Connect the equipment into an outlet on a circuit different from that to which the receiver is connected.
- Consult the dealer or an experienced radio/TV technician for help.

Caution: Any changes or modifications to this device not explicitly approved by manufacturer could void your authority to operate this equipment.

This device complies with part 15 of the FCC Rules. Operation is subject to the following two conditions:


1. This device may not cause harmful interference, and
2. this device must accept any interference received, including interference that may cause undesired operation.

RF Exposure Information

The device has been evaluated to meet general RF exposure requirement. The device can be used in portable

exposure condition without restriction.

Documents / Resources

<div>User Manual <small>(433mhz Motion Sensor)</small></div> <div></div>	DIGILOG ELECTRONICS 433mhz Wireless RIP Motion Sensor Detector [pdf] User Manual 433PIRSENSOR, 2AYOK-433PIRSENSOR, 2AYOK433PIRSENSOR, 433mhz Wireless RIP Motion Sensor Detector, 433mhz, Wireless RIP Motion Sensor Detector
---	---

Manuals+.