



Digi-Plus DWL Digital Level User Guide

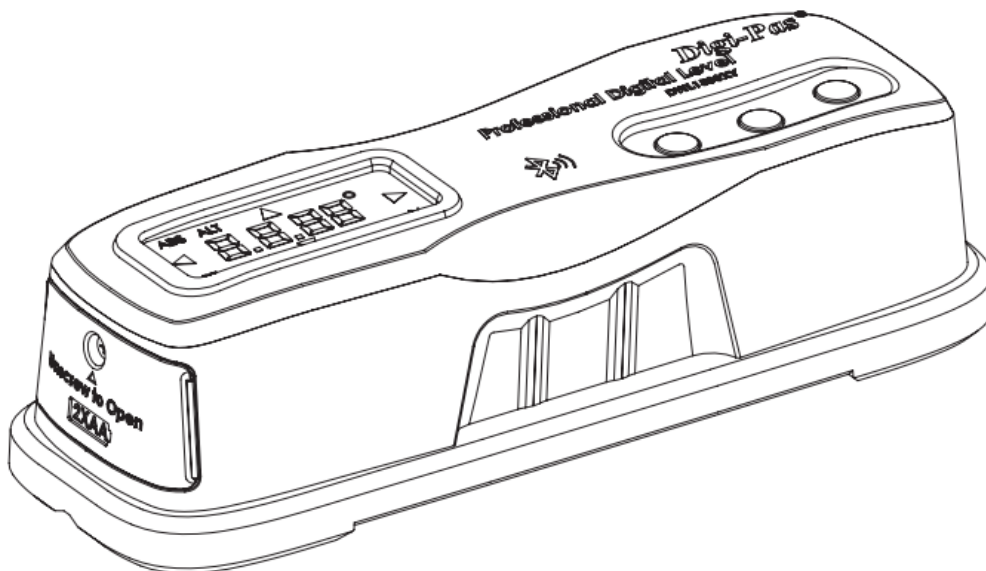
[Home](#) » [Digi-Plus](#) » Digi-Plus DWL Digital Level User Guide

Digi-Pas®

DIGITAL LEVEL
QUICK START GUIDE

MODEL: DWL

Pat. No.: US Pat. 9,459,121 B2



Contents [[hide](#)]

- [1 Getting Started](#)
- [2 Install Battery](#)
- [3 Warranty](#)
- [4 Limitation of Liability](#)
- [5 FCC Statement](#)
- [6 Documents / Resources](#)
- [7 Related Posts](#)

Getting Started

First, you are required to download Digi-Pas® Smart Levels App from Google Play Store or Apple App Store to your smartphone/ tablet. Then, use Bluetooth to link with Digital Level to initialize the leveling instrument.

STEP 1

Download App



A Launch App Store on your Apple or Android® smartphone/tablet



iOS

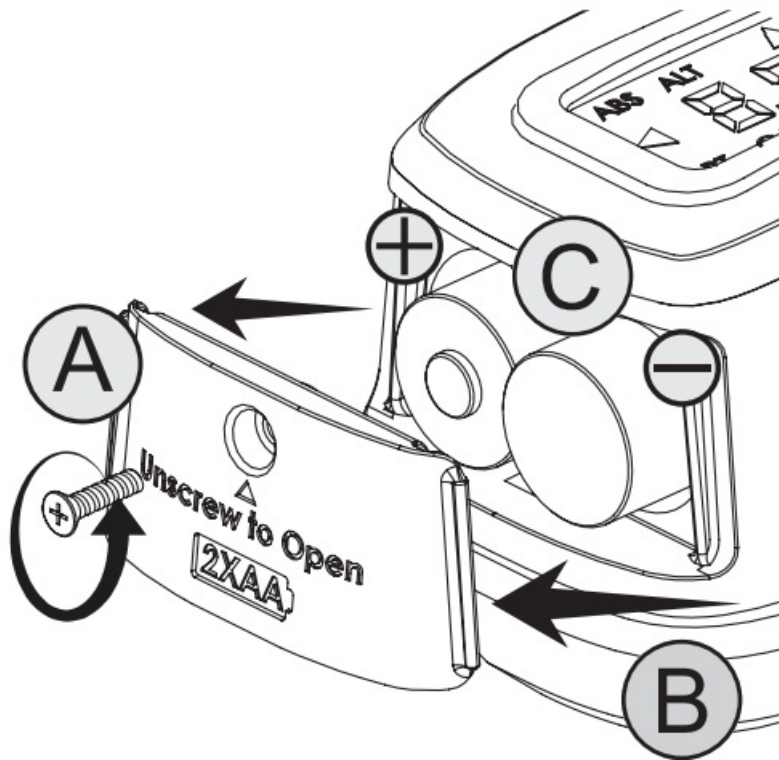


Android®

B Search for: the “Digi-Pas Smart Levels” App & Install

STEP 2

Install Battery



A Loosen screw by turning anti-clockwise direction using a Philips screwdriver

B Pull out the battery cap

C Insert two (2) 1.5V AA batteries following the polarity direction as indicated above.

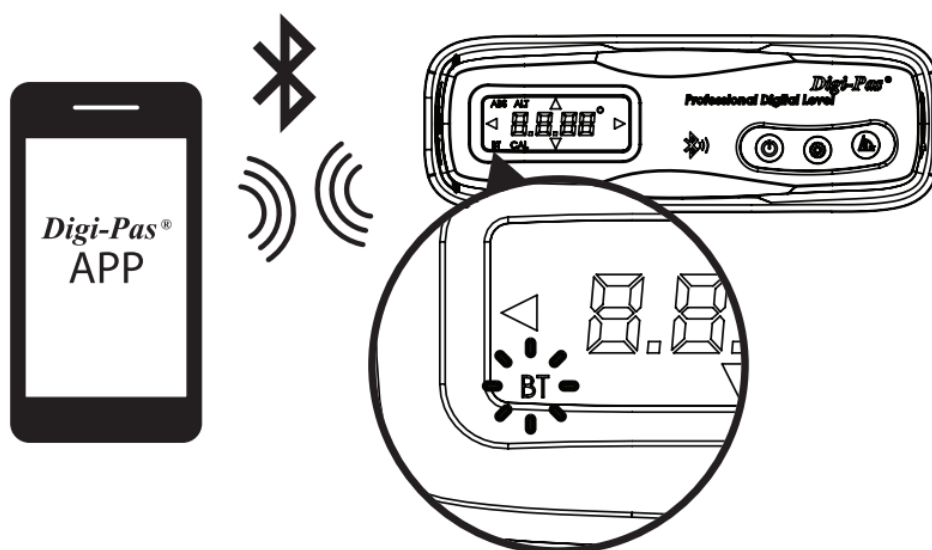



Caution:

Please ensure batteries are inserted in the correct polarity direction for the device to work.

STEP 3

Pairing



A Press & hold the Power button  to power on the digital level. The blinking "BT" indicates the device is waiting to be paired & initialized*.

B On your smartphone or tablet, launch the Digi-Pas app

C Follow the steps displayed on your smartphone or tablet

Note: * device initialization only appear on the first time new product pairing only.

Warranty

Digi-Pas° Digital level is warranted to the original purchaser to be free from defects in workmanship and material. DIGIPAK TECHNOLOGIES INC will, at its option, repair or replace any defective part which may malfunction under normal and proper use within a warranty period of 1 (one) year from the date of shipment. This one-year warranty clause is NOT applicable to European Union (EU) member states. Purchases made in EU member states will be covered by the existing consumer laws across the European Union, which provide statutory warranty rights in addition to the coverage of one year warranty period. The foregoing warranty shall not apply to defects resulting from misuse, abuse, or transfer by the Buyer, Buyer-supplied software or interfacing, unauthorized modification, or operation outside of environmental specifications for the product. DIGIPAK TECHNOLOGIES INC. does not warrant that the operation of the instrument software, or firmware, will be uninterrupted or error-free. The exclusive remedy under any and all warrants and guarantees expressed herein, and we shall not be liable for damages from loss or delay of equipment uses, consequential, or incidental damage. No other warranty is expressed or implied. DIGIPAK TECHNOLOGIES INC. specifically disclaims the implied warranties of merchantability and fitness for a particular purpose.

Limitation of Liability

In no event shall DIGIPAS TECHNOLOGIES INC., (hereinafter, "the Company") be liable to you or any third party for any indirect, special, incidental, exemplary, or consequential damages of any kind resulting from any breach of warranty or from the performance or use of the product. This includes without limitation: property damage, loss of value of the product or any third party products that are used with the product, or loss of use of the product or any third party products that are used with the product, even if the Company has been advised of the possibility of such loss or damages. The Company's total cumulative liability arising from or related to the product, whether in contract, tort (including negligence), or otherwise, shall not exceed the amount actually paid by you for the product. Some states and/or jurisdictions do not allow the exclusion or limitation of incidental or consequential damages, so the above limitations or exclusions may not apply to you. If any limitation of liability shall be deemed invalid by any applicable law, then the limitations of liability set forth above shall apply to the maximum extent permitted under applicable law.

FCC Statement

This device complies with part 15 of the FCC Rules. Operation is subject to the following two conditions: (1) This device may not cause harmful interference, and (2) this device must accept any interference received, including interference that may cause undesired operation.


Note: This equipment has been tested and found to comply with the limits for a Class B digital device, pursuant to part 15 of the FCC Rules. These limits are designed to provide reasonable protection against harmful interference in a residential installation. This equipment generates, uses, and can radiate radio frequency energy and, if not installed and used in accordance with the instructions, may cause harmful interference to radio communications. However, there is no guarantee that interference will not occur in a particular installation. If this equipment does cause harmful interference to radio or television reception, which can be determined by turning the equipment off and on, the user is encouraged to try to correct the interference by one or more of the following measures:

- Reorient or relocate the receiving antenna.
- Increase the separation between the equipment and receiver.
- Connect the equipment into an outlet on a circuit different from that to which the receiver is connected.
- Consult the dealer or an experienced radio/TV technician for help.

The radiated output power of this device meets the limits of FCC radio frequency exposure limits.

Caution: Any changes or modifications not expressly approved by the party responsible for compliance with this equipment would void the users' authority to operate this device.





[Digi-Plus DWL Digital Level](#) [pdf] User Guide
DGP21C, 2AFP6-DGP21C, 2AFP6DGP21C, DWL Digital Level, DWL, Digital Level