




Digi-Pas DWL-5000XY 2-Axis Precision Sensor Module User Guide

[Home](#) » [Digi-Pas](#) » Digi-Pas DWL-5000XY 2-Axis Precision Sensor Module User Guide 

Contents

- [1 Digi-Pas DWL-5000XY 2-Axis Precision Sensor Module](#)
- [2 Calibration](#)
- [3 Cleaning](#)
- [4 Kit Contents](#)
- [5 Safety Precautions](#)
- [6 Direct serial RS422/485 connection diagram](#)
- [7 Multiple sensor connection diagram using control box](#)
- [8 Connection Pin-out](#)
- [9 Technical Specification](#)
- [10 Warranty](#)
- [11 Documents / Resources](#)
 - [11.1 References](#)
- [12 Related Posts](#)

Digi-Pas®

Digi-Pas DWL-5000XY 2-Axis Precision Sensor Module



Download manual



<https://www.digipas.com/manual5000xy> JQC-2-05002-99-005 Technical Support Email : info@digipas.com

Calibration

- Digi-Pas® device is calibrated in the factory for maximum accuracy.
- Users can re-calibrate when necessary.
- for detailed calibration please refer to the Instruction manual available online

Cleaning

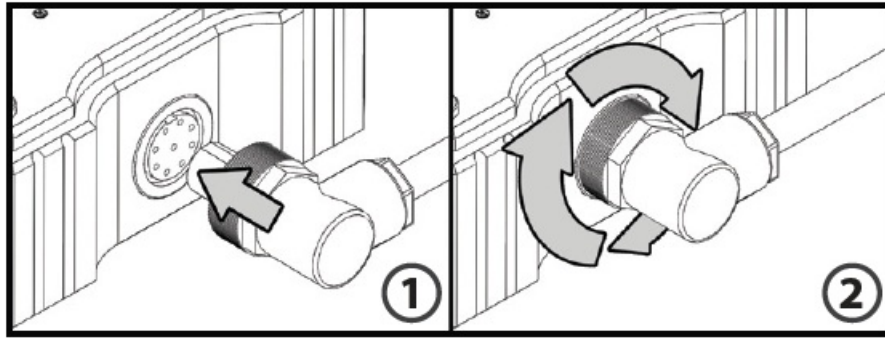
- Do not use harsh chemicals, strong detergents or cleaning solvents to clean the device.

Kit Contents

1. Sensor module
2. Sensor to DB-9 male cable
3. RS422/485 serial converter
4. Female DB-9 lead cable
5. Calibration Certificates
6. Quick Guide

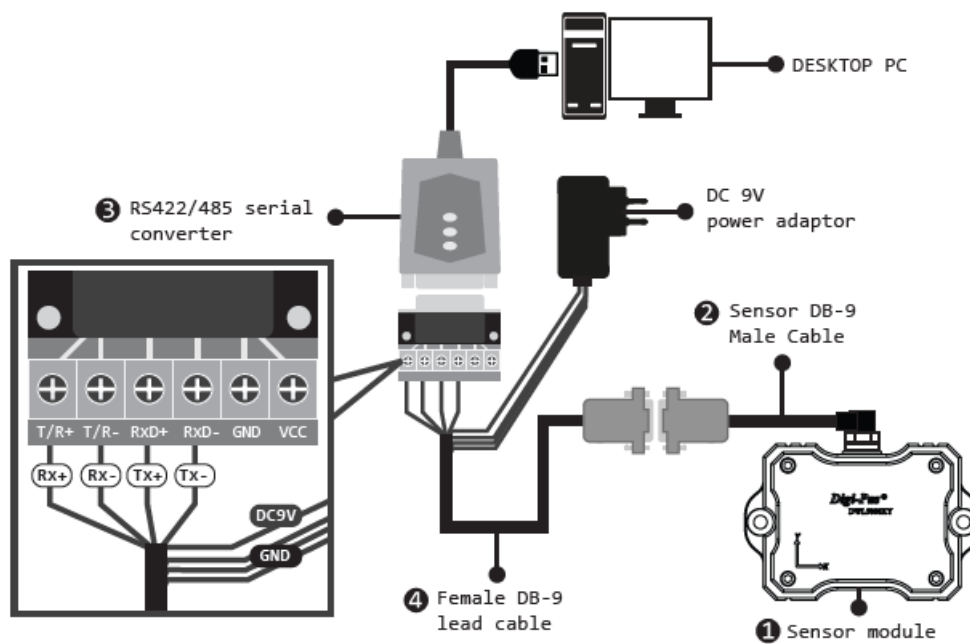
Note: Converter driver available at digital website visit: <https://www.digipas.com/pcsync5000xy>

Safety Precautions

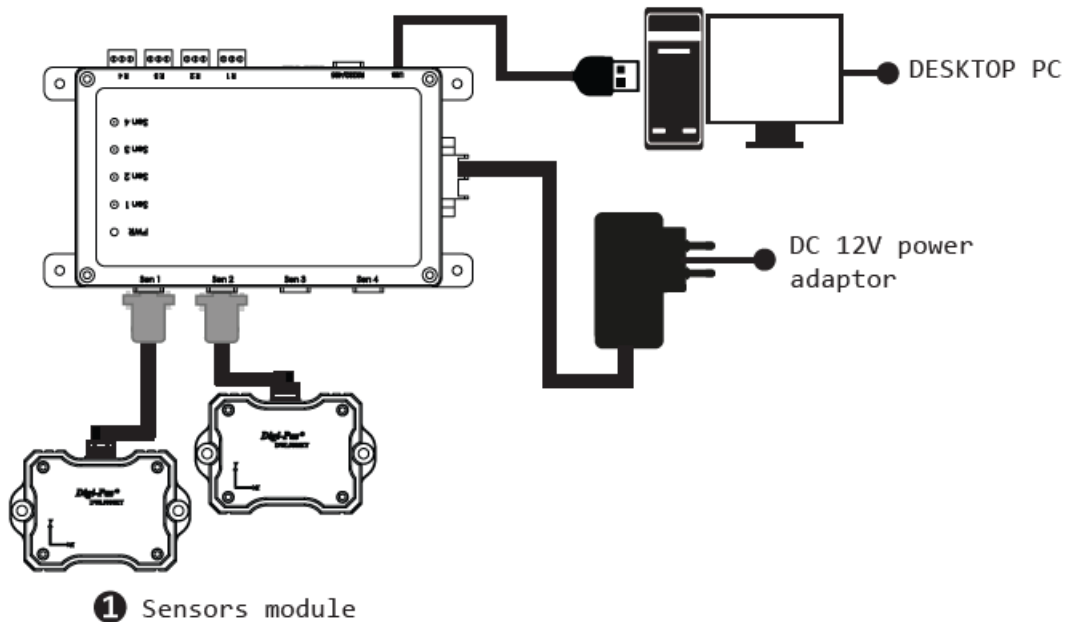


1. Ensure the circular multipole plug align with the receptacle on the sensor module by following the locking guide.
2. Secure the circular multipole plug by screwing it clockwise.

Direct serial RS422/485 connection diagram



Multiple sensor connection diagram using control box



DWL-5000XY PC sync software

- DWL-5000XY PC Sync Software Basic Edition is available free for download at digipas.com website.

PC SYNC SOFTWARE & DRIVER

<https://www.digipas.com/pcsync5000xy>

SAMPLE CODE

<https://www.digipas.com/samplecode>

DWL-5000XY Instruction manual/Programing guide

Quick guide and instruction manual & device driver are available at digipas.com website:

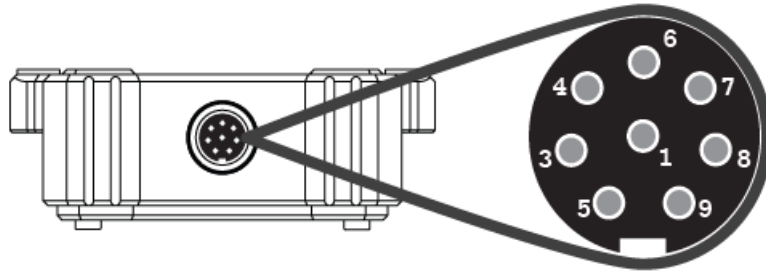


URL

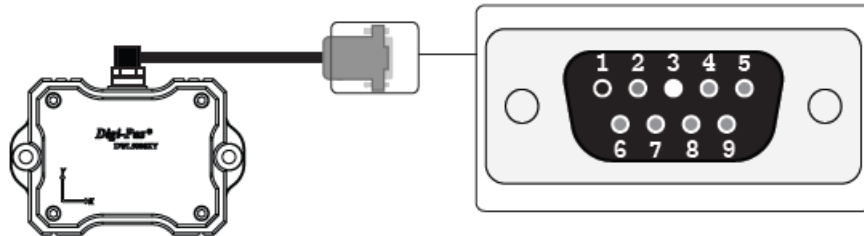
<https://www.digipas.com/manual5000xy>

Connection Pin-out

- Pinout of the circular multipole connector of the tilt sensor module



- Sensor DB-9 Male cable connector pin-out



Pin No. Description

1. GND
2. N.C (No Connection)
3. GND (without Control Box) or Signal 1 (For Control Box only)
4. GND (without Control Box) or Signal 2 (For Control Box only)
5. Power Input (Regulated 9V DC)
6. RS485 – A (Non-inverting Receiver Input/Tx+)
7. RS485 – B (Inverting Receiver Input/Tx-)
8. RS485 – Z (Inverting Driver Output)/Rx-
9. RS485 – Y (Noninverting Driver Output / Rx+)

Technical Specification

- **Dimension (mm):** 90 x 60 x 33
- **Weight (Approx.):** 350g
- **Power Voltage:** 9V \pm 1V DC
- **Output Mode:** USB, RS232, and SPDT Relay. Wireless Bluetooth connectivity (optional)
- **Waterproof Rating:** IP65
- **Operating Temperature:** -20°C to +70°C
- **Storage Temperature:** -30°C to +80°C

Notes


- Product specification and appearance are subject to change for product improvement without prior notice.
- Control Box is required

Warranty

Digi-Pas® Digital level is warranted to the original purchaser to be free from defects in workmanship and material.

JSB Tech will, at its option, repair or replace any defective part which may malfunction under normal and proper use within a warranty period of 1 (one) year from the date of shipment. This one-year warranty clause is NOT applicable to European Union (EU) member states. Purchases made in EU member states will be covered by the existing consumer laws across the European Union, which provide statutory warranty rights in addition to the coverage of one year warranty period. The foregoing warranty shall not apply to defects resulting from misuse, abuse, or transfer by the Buyer, Buyer-supplied software or interfacing, or unauthorized modification or operation outside of environmental specifications for the product. JSB Tech does not warrant that the operation of the instrument software, or firmware, will be uninterrupted or error-free. The exclusive remedy under any and all warrants and guarantees expressed herein, and we shall not be liable for damages from loss or delay of equipment uses, consequential, or incidental damage. No other warranty is expressed or implied. JSB Tech specifically disclaims the implied warranties of merchantability and fitness for a particular purpose.

Documents / Resources

	Digi-Pas DWL-5000XY 2-Axis Precision Sensor Module [pdf] User Guide DWL-5000XY 2-Axis Precision Sensor Module, DWL-5000XY, 2-Axis Precision Sensor Module, Precision Sensor Module, Sensor Module, Module
---	--

References

-  [Digi-Pas Technologies](#)
-  [Articles, Catalogue & Manuals | Digipas Technologies Inc.](#)