

DEXNET DEXNODE DEX Net – Innovative WEB 4.0 Technology Global DEX Internet Installation Guide

[Home](#) » [DEXNET](#) » DEXNET DEXNODE DEX Net – Innovative WEB 4.0 Technology Global DEX Internet
Installation Guide 



DEXNODE DEX Net – Innovative WEB 4.0 Technology Global DEX Internet Installation Guide

Contents

- [1 Basic information](#)
- [2 Equipment](#)
- [3 Documents / Resources](#)
- [3.1 References](#)

Basic information

CPU: 4-core Rockship RK3566
ETHERNET: RJ45
GSM: with e-sim DEX Mobile
Dex Wan: own high-frequency terrestrial channel 915 MHz, 5.5 km
RAM: 8 GB
SSD: 2 TB

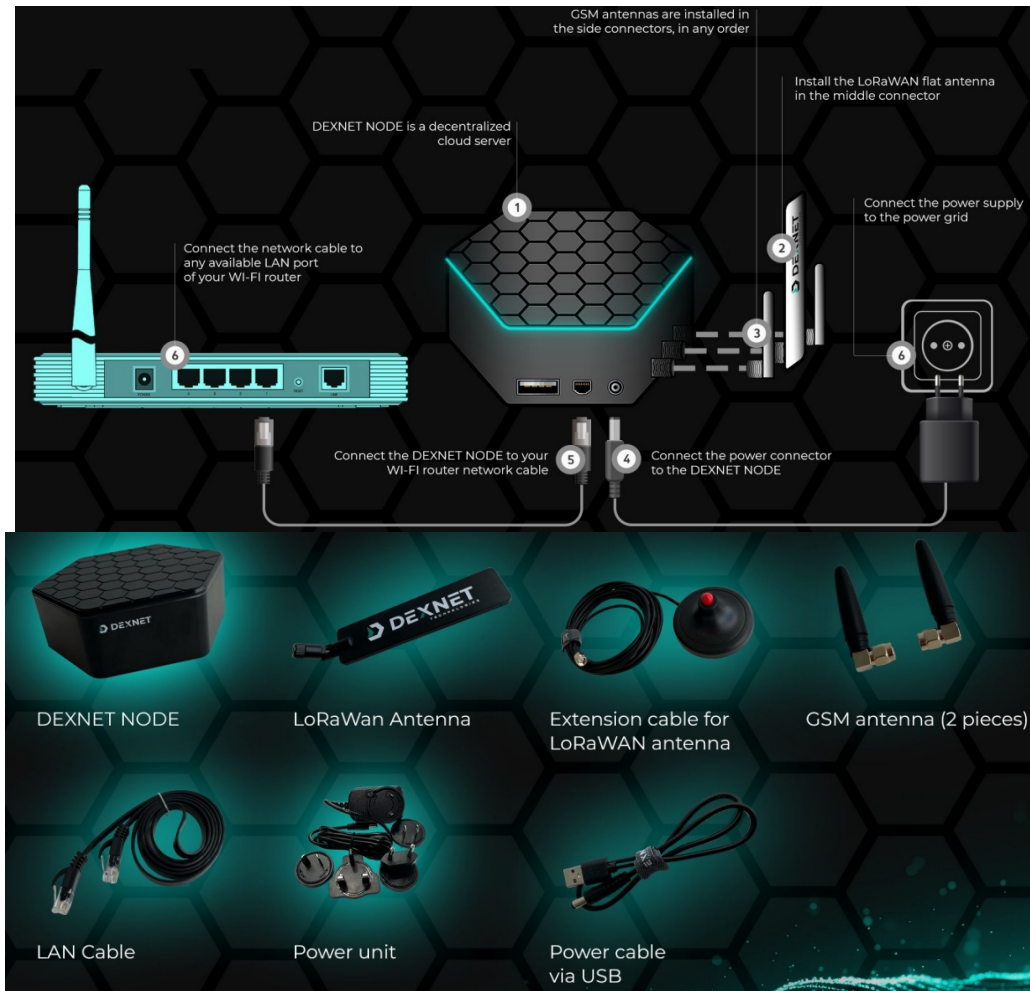
DEXNET-NODE

The node of the global decentralized Dexnet network generates a token for maintaining the network. DEXNET NODE has a high-frequency terrestrial communication channel at a frequency of 915 Mhz. DEXNET NODES detect each other within a radius of up to 5.5 km. and they form a direct communication channel, overlapping each other with a terrestrial radio signal on the principle of honeycombs. It also has a direct connection of DEXNET NODE devices to the low-orbit Swarm satellite network from Space X. Connection to the nearest Swarm satellite is via a compact antenna. DEXNET NODE devices connecting to the base stations of existing mobile operators around the world form a

closed VPN (Virtual Private Network) in the global GSM network.

Each node connects to a home Internet cable instead of (or in parallel) the usual Wi-Fi router to exchange encrypted data packets over a wide global Internet communication channel.

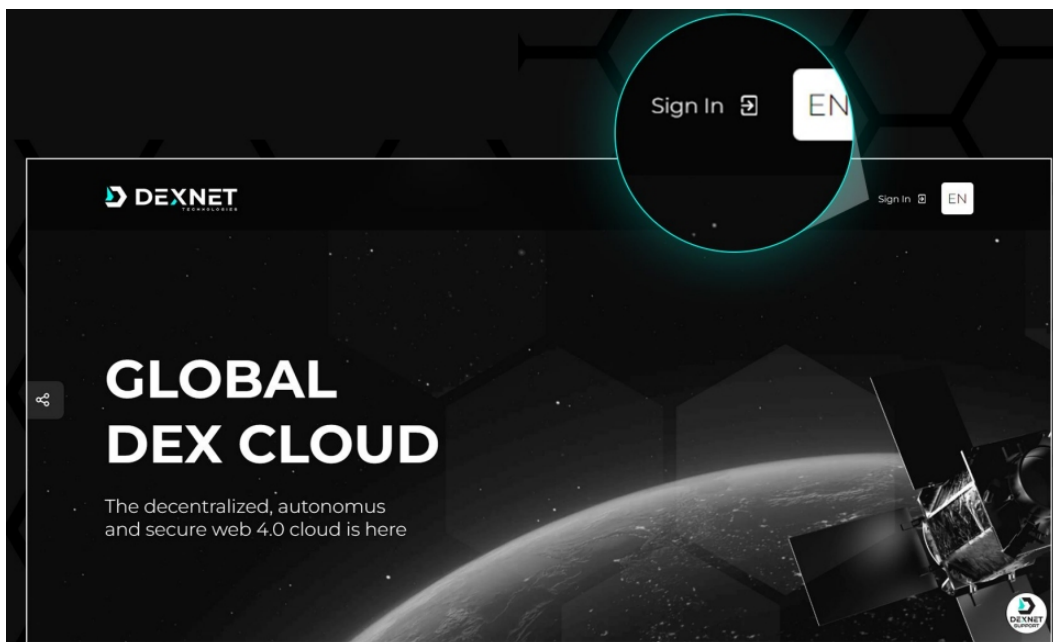
Equipment



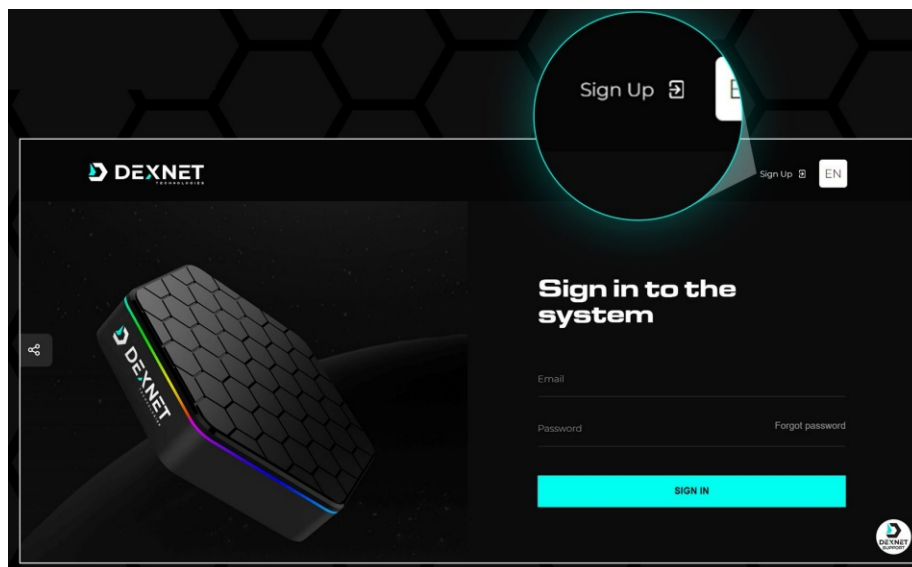
1. Go to the [DEXNET.ONE](http://dexnet.one) website and click "Sign in"



<http://dexnet.one>



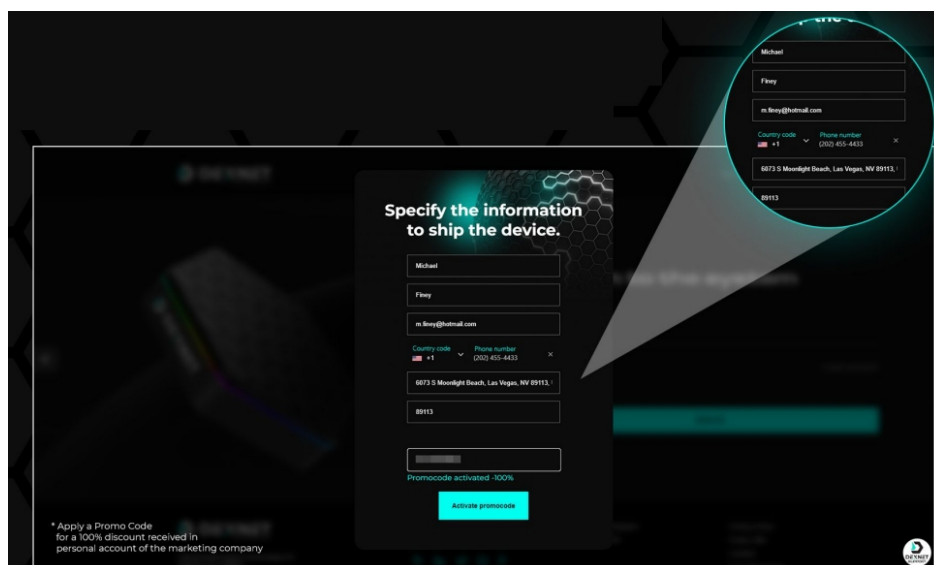
2. On the next page click “Sign Up”



3. In the window that appears, fill in your details and the delivery address of the device

4. Enter the promo code and click Activate

5. After activation, you will receive login details by email



6. After entering the account, enter the license key and click activate device

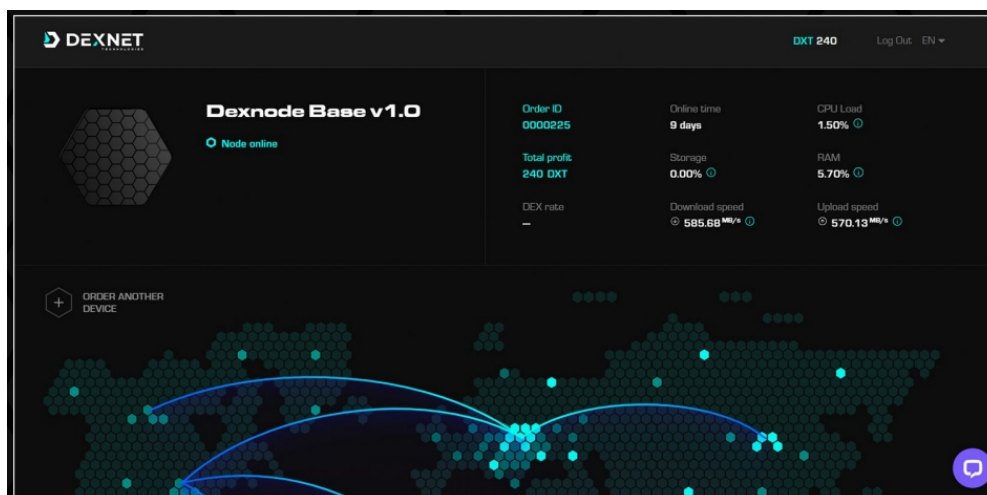
*The license key is located on the underside of the DEXNET NODE



7. After activation, your device will begin initialization on the DEXNET network, the process may take up to 4 hours



8. The Node online status indicates the successful initialization of the Node on the DEXNET network.



THANK YOU FOR YOUR PURCHASE!

We appreciate your attention to our company and are ready to be in touch.

info@dexnet.one

support@dexnet.one

Conrad Business Tower, Office 1008.

'Sheikh Zayed Road – Dubai, UAE.

FCC Statement

This device complies with part 15 of the FCC Rules. Operation is subject to the following two conditions:

1. This device may not cause harmful interference, and
2. this device must accept any interference received, including interference that may cause undesired operation.

This equipment has been tested and found to comply with the limits for a Class B digital device, pursuant to part 15 of the FCC Rules. These limits are designed to provide reasonable protection against harmful interference in a residential installation. This equipment generates, uses and can radiate radio frequency energy and, if not installed and used in accordance with the instructions, may cause harmful interference to radio communications. However, there is no guarantee that interference will not occur in a particular installation. If this equipment does cause harmful interference to radio or television reception, which can be determined by turning the equipment off and on, the user is encouraged to try to correct the interference by one or more of the following measures:

- Reorient or relocate the receiving antenna.
- Increase the separation between the equipment and receiver.
- Connect the equipment into an outlet on a circuit different from that to which the receiver is connected.
- Consult the dealer or an experienced radio/TV technician for help.

FCC Caution: Any changes or modifications not expressly approved by the party responsible for compliance could void the user's authority to operate the equipment. This transmitter must not be co-located or operating in conjunction with any other antenna or transmitter.

RF Exposure Considerations

This device complies with FCC radiation exposure limits set forth for an uncontrolled environment. This equipment should be installed and operated with minimum distance 20cm between the radiator & your body.



Documents / Resources

	<p>DEXNET DEXNODE DEX Net - Innovative WEB 4.0 Technology Global DEX Internet [pdf] Installation Guide</p> <p>DEXNODE DEX Net - Innovative WEB 4.0 Technology Global DEX Internet, DEXNODE, DEX Net - Innovative WEB 4.0 Technology Global DEX Internet, Innovative WEB 4.0 Technology Global DEX Internet, 4.0 Technology Global DEX Internet, Global DEX Internet, DEX Internet, Internet</p>
---	---

References

- [User Manual](#)

[Manuals+](#), [Privacy Policy](#)

This website is an independent publication and is neither affiliated with nor endorsed by any of the trademark owners. The "Bluetooth®" word mark and logos are registered trademarks owned by Bluetooth SIG, Inc. The "Wi-Fi®" word mark and logos are registered trademarks owned by the Wi-Fi Alliance. Any use of these marks on this website does not imply any affiliation with or endorsement.