



# **ML-097 Role Container**



## **DESING ML-097 Role Container Instruction Manual**

[Home](#) » [DESING](#) » **DESING ML-097 Role Container Instruction Manual** 

### **Contents**

- [1 DESING ML-097 Role Container](#)
- [2 Product Usage Instructions](#)
- [3 FAQs](#)
- [4 PARTS](#)
- [5 INSTALLATION](#)
- [6 Documents / Resources](#)
  - [6.1 References](#)



**DESING ML-097 Role Container**



## Product Usage Instructions

### Assembly

1. Identify each part based on the quantity specified in the manual.
2. Begin by assembling part 1 followed by parts 2 to 10 in the order specified.
3. Refer to the provided diagram for the correct placement and orientation of each part.

### Configuration

Arrange the assembled parts according to the following instructions:

- Place 20 units of part C and 5 units of part H1 together.
- Combine 4 units of part A, 4 units of part B, and 2 units of part G in a specific configuration.
- Follow the diagram to correctly position parts I and E with 16 units of part C and 4 units of part E.

### Final Setup

Complete the assembly by combining the remaining parts as follows:

- Use 20 units of part A, 20 units of part B, and 20 units of part D in a specific layout.

- Pair 20 units of part C with 5 units of part F and 5 units of part H2 according to the provided guide.

## FAQs

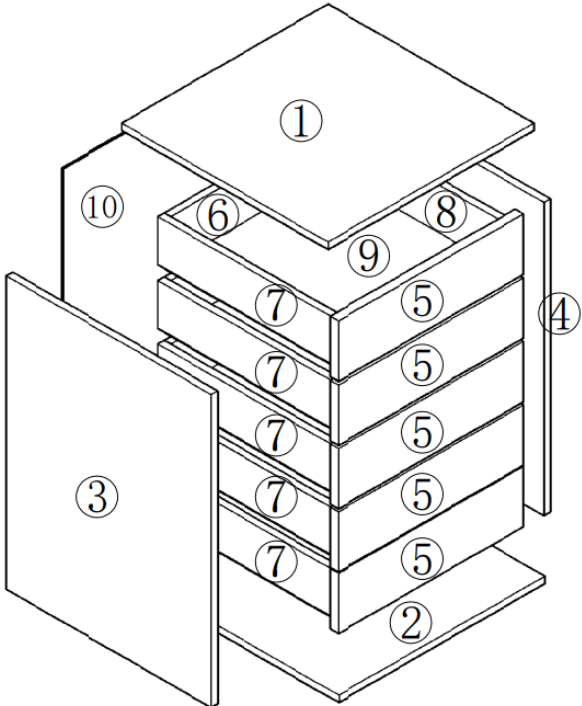









- **Q: How do I clean the product?**

- A: To clean the product, use a damp cloth with mild detergent. Do not submerge in water.

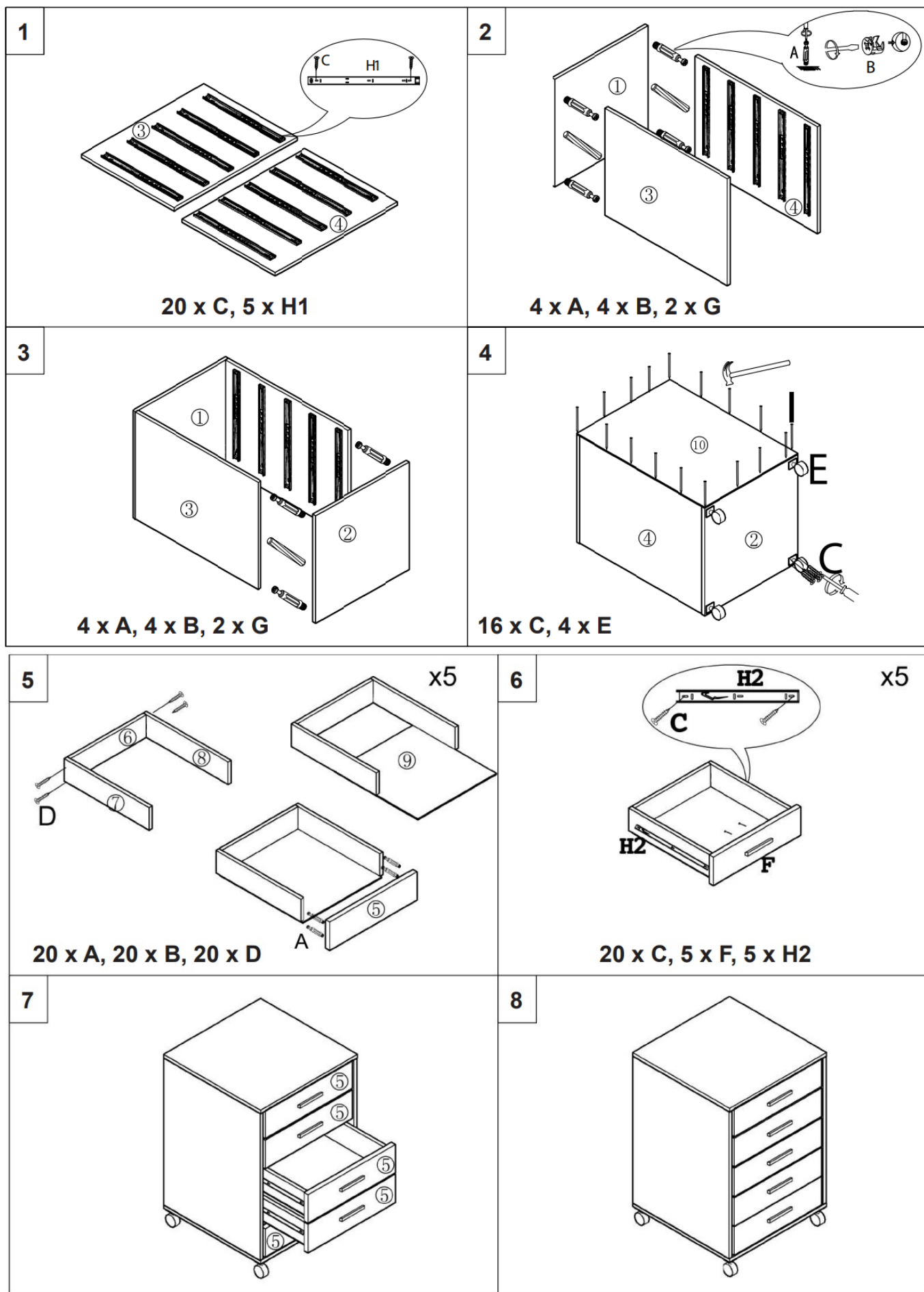
- **Q: Can I disassemble and reassemble the product multiple times?**

- A: Yes, you can disassemble and reassemble the product following the provided instructions without damaging it.

## PARTS

								<b>QTY.</b>	<b>Part</b>
								1 x	1
								1 x	2
								1 x	3
								1 x	3
								5 x	5
								5 x	6
								5 x	7
								5 x	8
								5 x	9
								1 x	10
<b>28 x A</b>	<b>28 x B</b>	<b>56 x C</b>	<b>20 x D</b>	<b>4 x E</b>	<b>5 x F</b>	<b>4 x G</b>	<b>5 x H</b>	<b>15 x I</b>	
		 3.5*12mm	 3.5*35mm			 8*40mm	 H1 H2	 1.5*16mm	

## INSTALLATION





## [DESING ML-097 Role Container](#) [pdf] Instruction Manual

ML-097 Role Container, ML-097, Role Container, Container

## References

- [User Manual](#)

[Manuals+](#), [Privacy Policy](#)

This website is an independent publication and is neither affiliated with nor endorsed by any of the trademark owners. The "Bluetooth®" word mark and logos are registered trademarks owned by Bluetooth SIG, Inc. The "Wi-Fi®" word mark and logos are registered trademarks owned by the Wi-Fi Alliance. Any use of these marks on this website does not imply any affiliation with or endorsement.