


# DesignNest MUID Pear Night Lamp User Manual

[Home](#) » [DesignNest](#) » DesignNest MUID Pear Night Lamp User Manual 

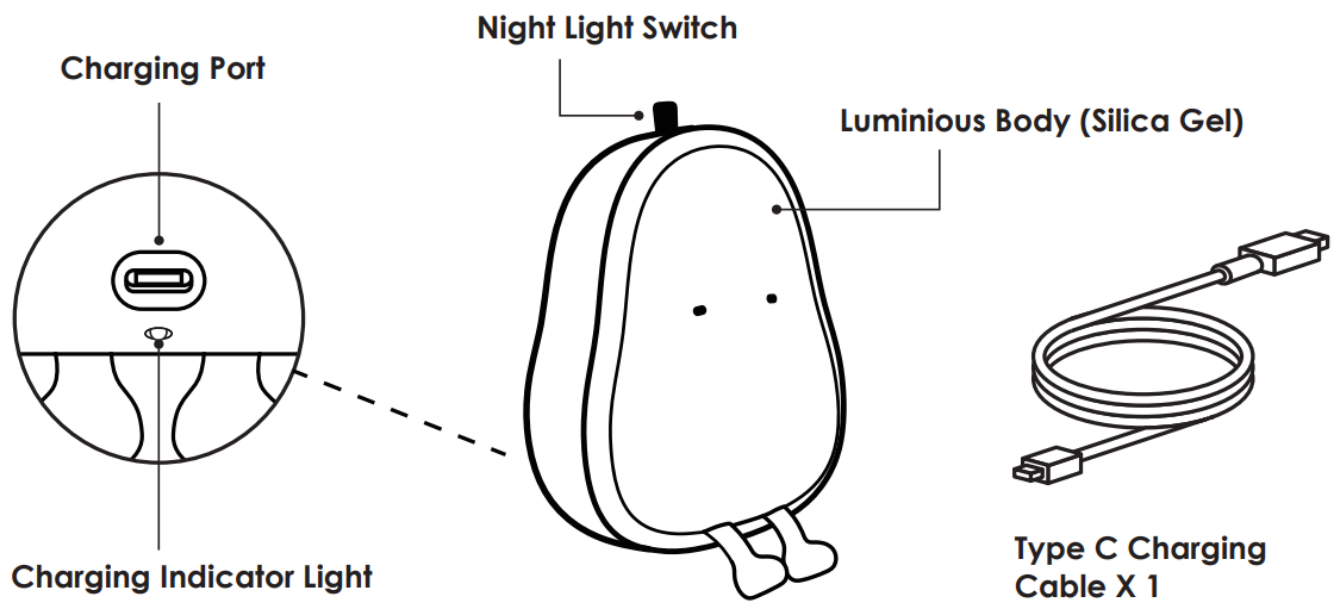
## DesignNest MUID Pear Night Lamp User Manual



## Contents

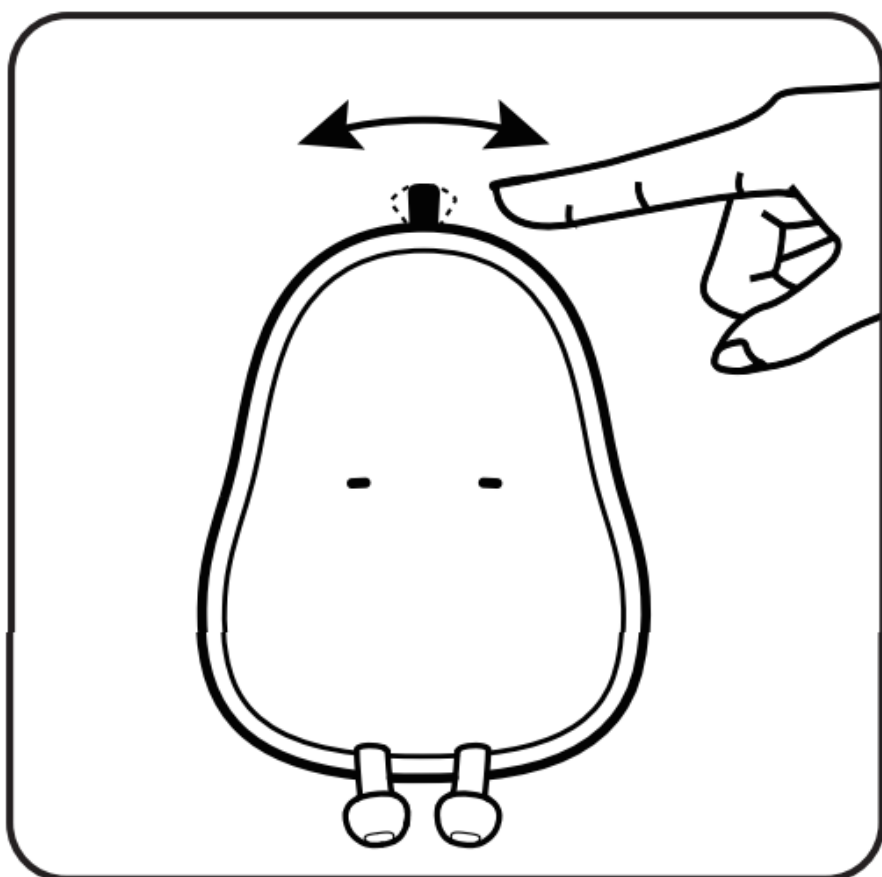
- [1 Product Overview](#)
- [2 How To Use](#)
- [3 Features](#)
- [4 Product Specifications](#)
- [5 Precautions](#)
- [6 Warranty](#)
- [7 Support](#)
- [8 Documents / Resources](#)
  - [8.1 References](#)
- [9 Related Posts](#)

## Product Overview

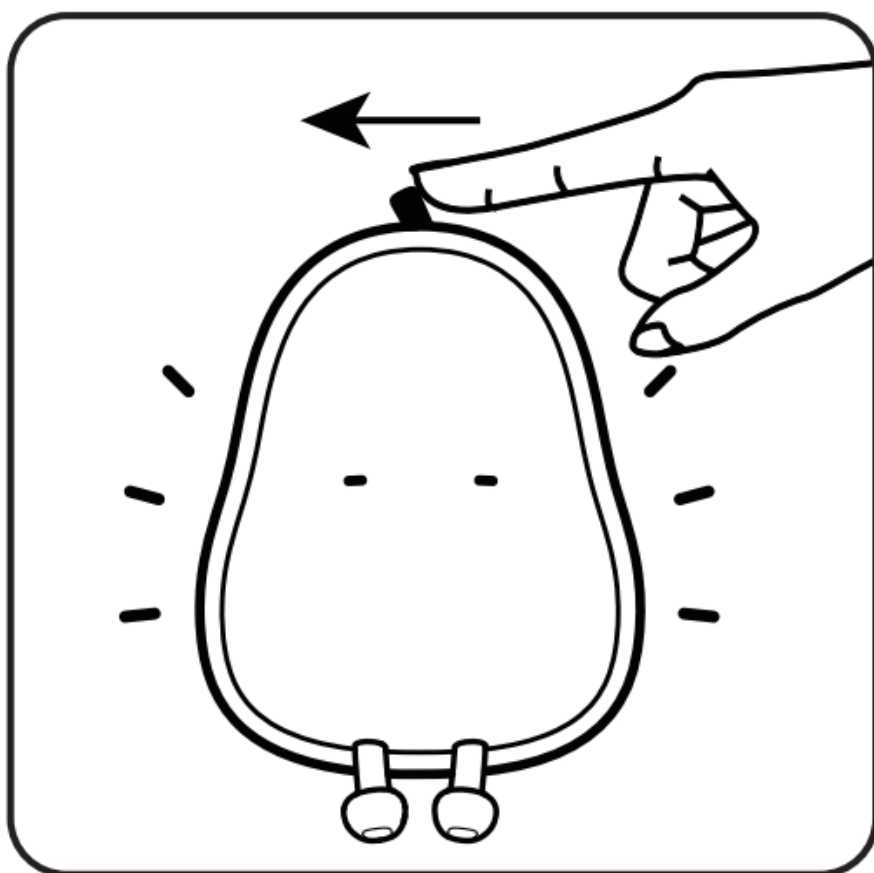


## How To Use

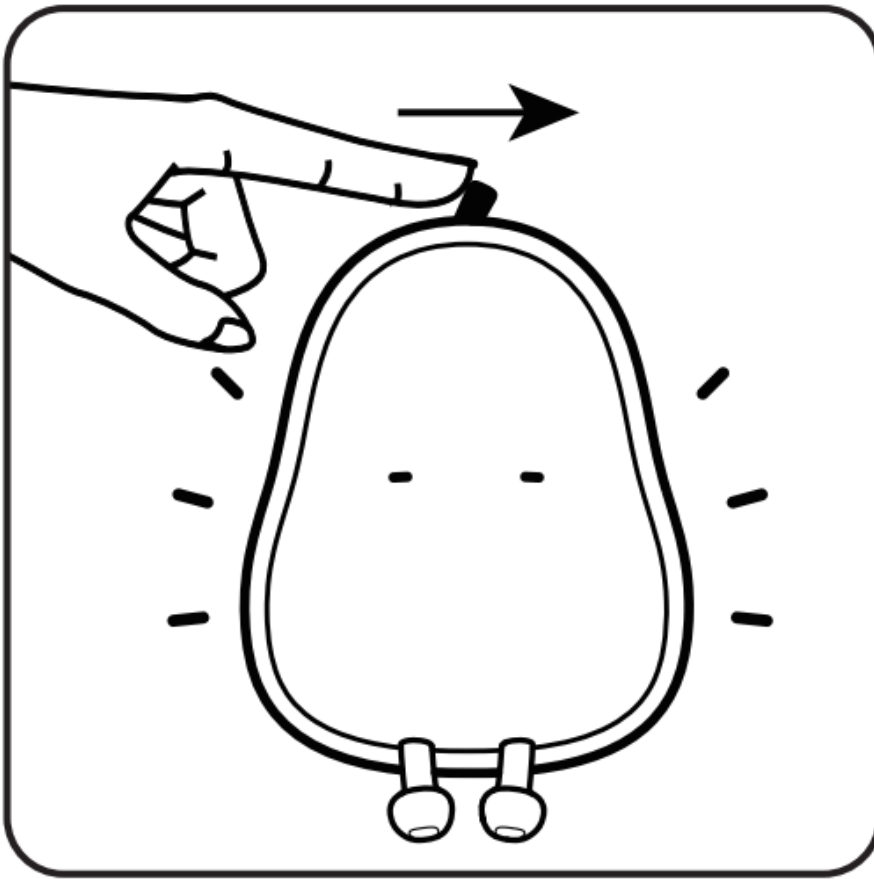
- Push the night light switch to the left or right to turn on or off



- Long push to the left for dimming



- Long push to the right for brightening



## Features

### Light brightness

If the brightness is higher than 50 % of its brightness when you turn off the lamp, the brightness will be at 50 % when you turn it on again.

If the brightness is lower than 50 % of its brightness when you turn off the lamp, the brightness will remain the same as it was turned off when you turn it on again.

### Charging

When the battery is low, the indicator light will flash.

While being charged, the indicator light will continue to blink.

When fully charged, the indicator light will be off automatically.

- Due to its soft and comfortable light emissions, this product can be used as a normal light and night lamp.
- Pressing the soft silicone design of Pear belly can add interactive fun element.
- Low power consumption and long service life as 16 LED patch lights are used as light source.
- The color temperature of the light is from 2200k to 3100k.
- Built in 1200mAh lithium battery can be charged or used directly without power supply.

## Product Specifications

Power	5V
Voltage	4W
Material	ABS + silicone
Dimension	88 mm x 88.5 mm x 122 mm
Battery Capacity	1200 mAh
Light Colour	2200k warm yellow ~ 3100k warm white

## Precautions

1. Do not try to disassemble, repair, or modify this product by yourself.
2. Do not wet the product or operate it with wet hands.
3. During the use of the product, if any abnormal condition is found, please stop using it.
4. The lights of this luminaire are not replaceable; when the light source ends, the entire luminaire should be replaced.
5. The product does not contain a power adapter. Please be sure to purchase an adapter which complies with national 3C certification for charging produced by a regular manufacturer.

## Warranty

The item comes with 2 years warranty. If you have any question, please feel free to contact us via [info@designnest.com](mailto:info@designnest.com). We will do our best to help you.



**WARNING** Do not disassemble this product under any circumstances

## Support

DesignNest B.V.  
 Keulschevaart 19, 3621 MX  
 Breukelen, The Netherlands  
[www.DesignNest.com](http://www.DesignNest.com)  
[info@designnest.com](mailto:info@designnest.com)

Made in China  
 2 years warranty  
 Protected intellectual property  
 Patent pending

## Documents / Resources

	<p><a href="#">DesignNest MUID Pear Night Lamp</a> [pdf] User Manual</p> <p>MUID Pear Night Lamp, MUID, MUID Night Lamp, Pear Night Lamp, Pear Lamp, Night Lamp, Lamp</p>
--	---

References

- [DesignNest.com | Buy, Fund, Explore Innovative Design Products](#)
- [DesignNest.com | Buy, Fund, Explore Innovative Design Products](#)