

**DELUX M900
Series Mouse
and Keyboard**



DELUX M900 Series Mouse and Keyboard User Manual

[Home](#) » [DELUX](#) » DELUX M900 Series Mouse and Keyboard User Manual 

Contents

- [1 DELUX M900 Series Mouse and Keyboard](#)
- [2 Product Function Keys](#)
- [3 Mouse Parameter](#)
- [4 Set-up Guide](#)
- [5 DPI Setting](#)
- [6 Compatibility](#)
- [7 Documents / Resources](#)
 - [7.1 References](#)

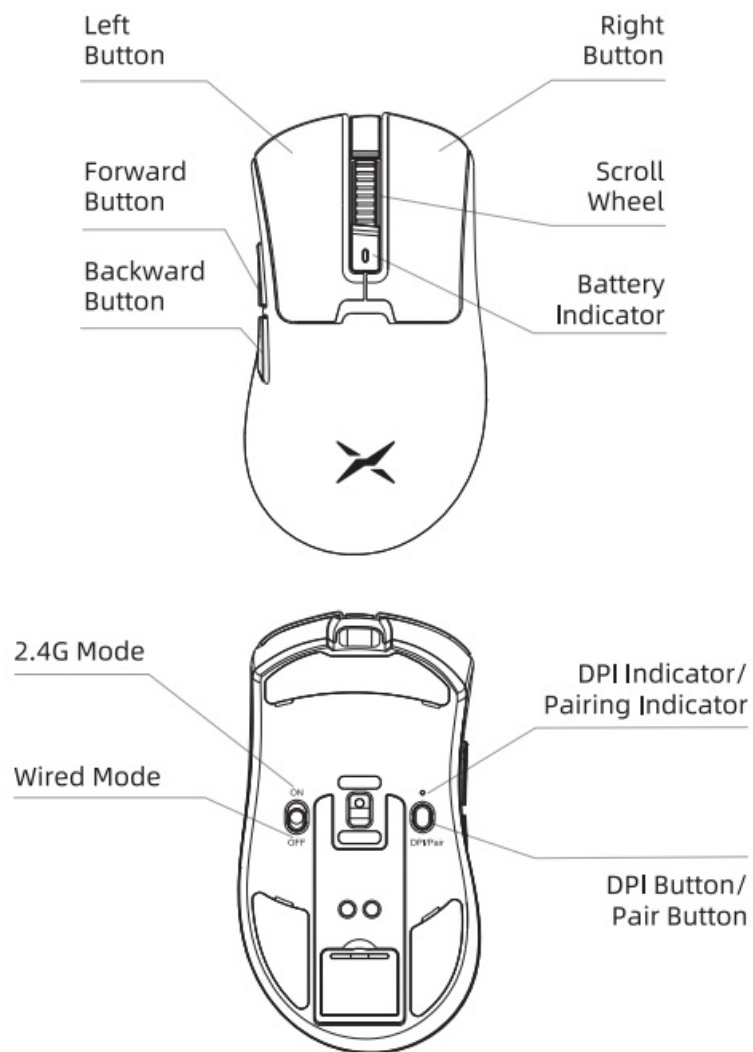


DELUX M900 Series Mouse and Keyboard



Thank you for choosing the DELUX mouse, please read this manual before using it for the best experience.

Product Function Keys

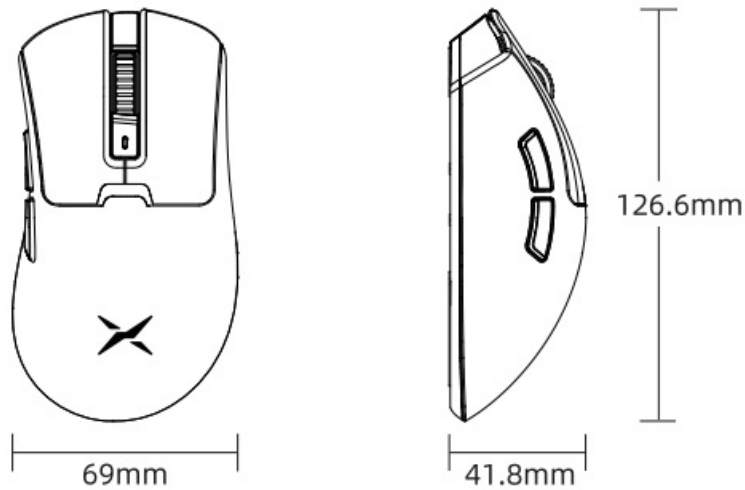


Mouse Parameter

- Name: M900 PRO+
- Type: Lightweight Ergo Gaming Mouse

Dimensions & weight

- Product Dimensions: 126.6x69x41.8mm



- DPI/Polling Rate
 - DPI: 50-26000 DPI
- Solution
 - Sensor: PAW 3395
- Charging
 - Interface Type: Type-C
 - Capacity: 400mAh
- Polling Rate: 125/250/500/1000(default)/ 2000/4000 Hz
- MCU
 - Nordic 52833 MCU
- LOD Setting
 - LOD Gear: 1/2mm
- Programmable Button
 - Number: 6
- Cable
 - Cable length: 1.6m
- System Support
 - Windows 8/10/11/Mac OS
- Connection
 - Connection Way: Wired/Wireless 2.4G
 - Effective Connection Distance: > 5M

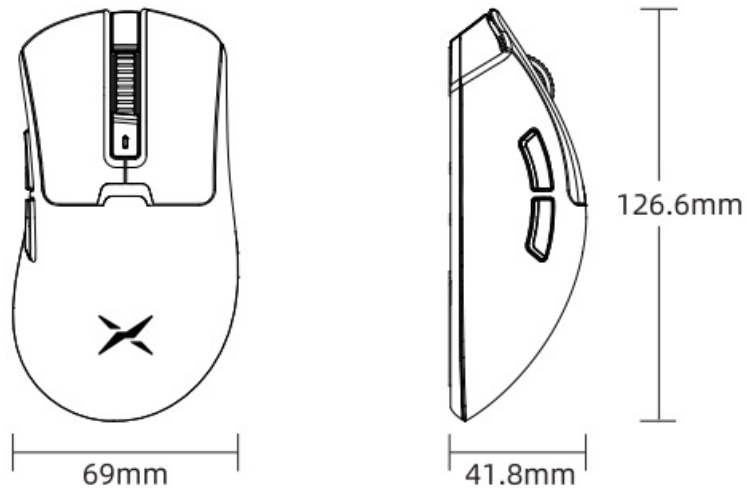
Mouse Parameter

Name: M900 PRO

Type: Lightweight Ergo Gaming Mouse

Dimensions & weight

Product Dimensions: 126.6x69x41.8mm



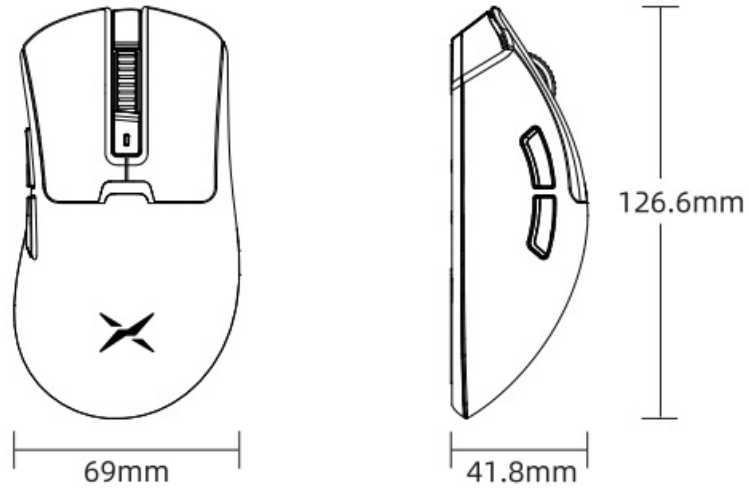
- DP/Polling Rate
 - DPI: 50-26000 DPI
- Solution
 - Sensor: PAW 3395
- Charging
 - Interface Type: Type-C
 - Capacity: 400mAh
- Programmable Button
 - Number: 6
- Connection
 - Connection Way: Wired/Wireless 2.4G
 - Effective Connection Distance: > 5M
- Polling Rate: 125/250/500/1000(default)/ 2000/4000/8000 Hz
- MCU
 - BK3633
- LOD Setting
 - LOD Gear: 1/2mm
- Cable
 - Type: Paracord
 - Cable Length: 1.6m
- System Support
 - Windows 8/10/11/Mac OS

Mouse Parameter

- Name: M900
- Type: Lightweight Ergo Gaming Mouse

Dimensions & weight

Product Dimensions: 126.6x69x41.8mm



- DP/Polling Rate
 - DPI: 50-12000 DPI
- Solution
 - Sensor: PAW 3311
- Charging
 - Interface Type: Type-C
 - Capacity: 400mAh
- Programmable Button
 - Number: 6
- Connection
 - Connection Way: Wired/Wireless 2.4G
 - Effective Connection Distance: > 5M
- Polling Rate
 - 125/250/500/1000(default)Hz
- MCU
 - BK3633
- Cable
 - Cable Length: 1.6m
- System Support
 - Windows 8/10/11/Mac OS

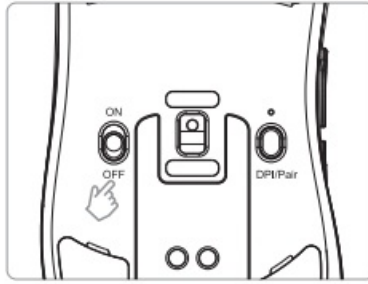
Set-up Guide

Wired Connection



1. Find the connection mode switch and switch to wired mode.

1



2. Connect the mouse to your computer using the provided cable, plug and play.

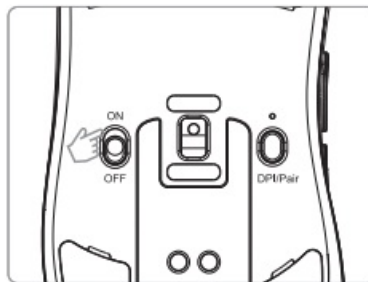
2



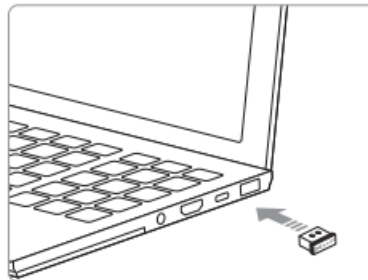
2.4G Wireless 2.4G

1. Find the connection mode switch and switch to 2.4G wireless mode.

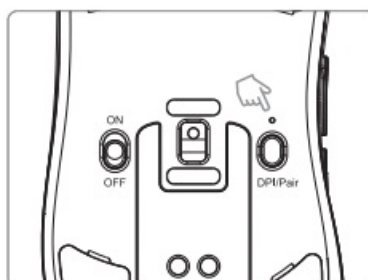
1



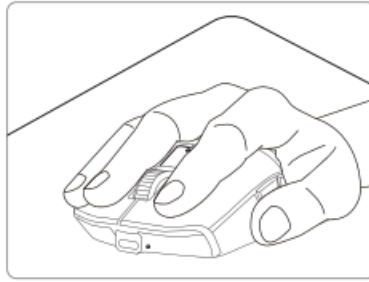
2. Insert the USB receiver into the computer, then start to use the mouse, automatically pairing.



3. If the mouse can not pair with the USB receiver, please keep pressing the pair button for 3 seconds to enter pairing mode, then the pairing indicator light will then flash rapidly. Plug the USB receiver into the computer, and the mouse will pair with the computer automatically.

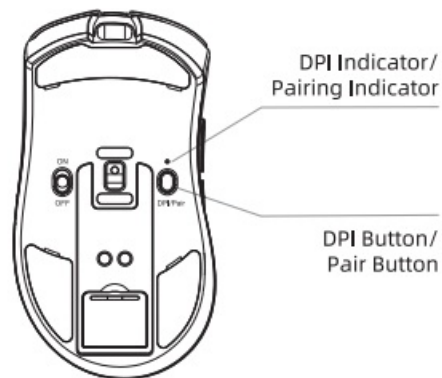


4. If the connection was built up, the pairing indicator light will automatically turn off.



DPI Setting

Press the DPI button to switch between the DPI levels



Default DPI Level Setting

Level	DPI	Indicator Light Color
1	400	red
2	800	green
3	1200	blue
4	1600	purple
5	3200	yellow
6	5000	white

 (default)

Battery Life

- With a 400mAh rechargeable lithium battery, and the battery can be fully charged in about 2 hours. (the mouse needs to be charged on the
- USB port of the computer or by using 5V1A charging head)

Charging Alert

When the battery is running low, the battery indicator light will start flashing to remind you to recharge it

Compatibility

- The driver is only for Windows 8/10/11, not for Mac

Driver Setup and Guide

Driver Download and Install

Please download and install the driver from the DELUX official website. Here is the link to download the driver:

- <https://www.deluxworld.com/service.html>
- English version: <https://www.deluxworld.com/en-service.html>

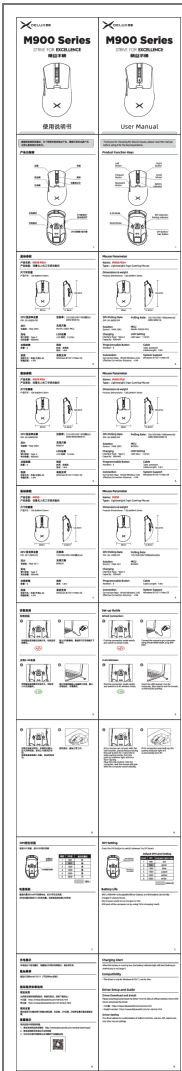
Driver Setting

The driver allows for customization of button functions, macros, DPI, report rate, and other mouse settings



- <http://www.deluxworld.com/service/download/>

Documents / Resources



[DELUX M900 Series Mouse and Keyboard](#) [pdf] User Manual
M900 Series Mouse and Keyboard, M900 Series, Mouse and Keyboard, Keyboard

References

- [User Manual](#)

[Manuals+](#), [Privacy Policy](#)

This website is an independent publication and is neither affiliated with nor endorsed by any of the trademark owners. The "Bluetooth®" word mark and logos are registered trademarks owned by Bluetooth SIG, Inc. The "Wi-Fi®" word mark and logos are registered trademarks owned by the Wi-Fi Alliance. Any use of these marks on this website does not imply any affiliation with or endorsement.