



Deltaco SH-IPC05 Smart Home WiFi Camera User Manual

[Home](#) » [DELTACO](#) 

Deltaco SH-IPC05 Smart Home WiFi Camera

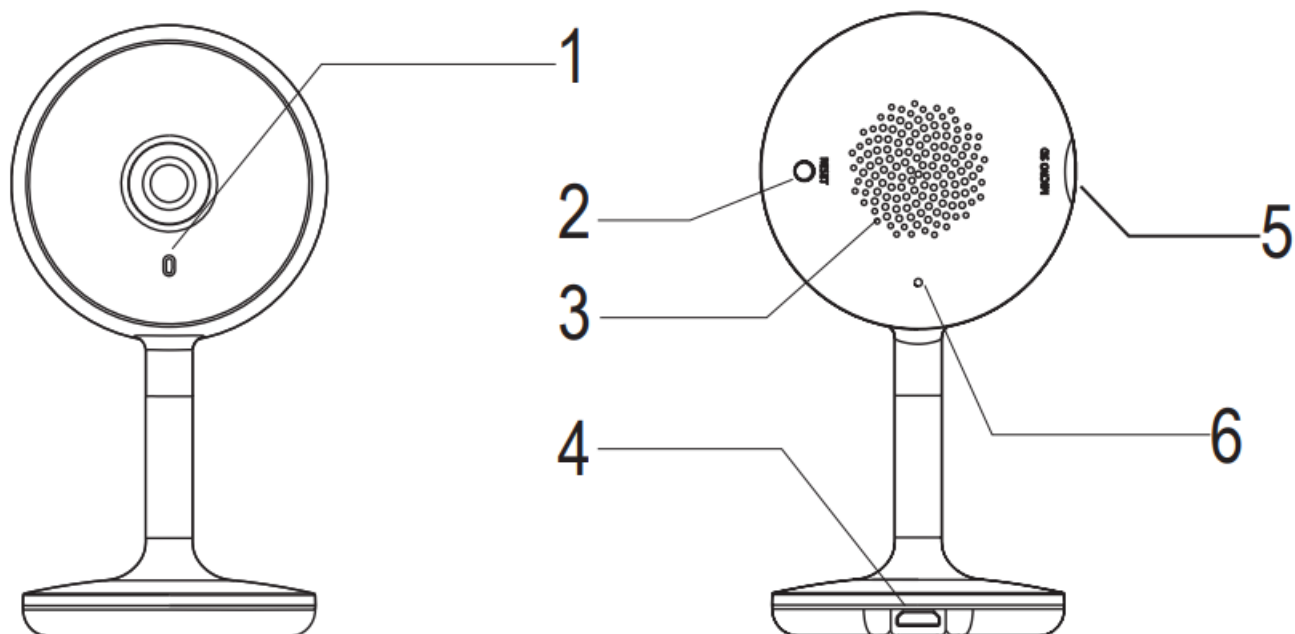


Thank you for choosing Deltaco!

Contents

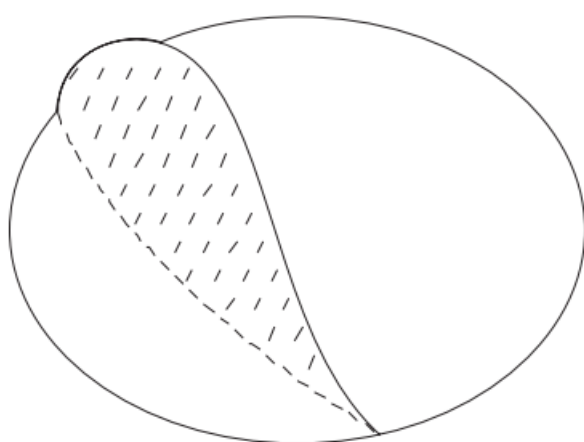
- [1 Overview](#)
- [2 Mounting](#)
- [3 Install and use](#)
 - [3.1 Cleaning and maintenance](#)
- [4 Support](#)
- [5 Documents / Resources](#)
 - [5.1 References](#)

Overview



1. LED
2. Reset button
3. Speaker
4. USB Micro-B contact
5. MicroSD slot
6. Microphone

Mounting



1. Mount the camera by placing the sticker underneath the camera.
2. Clean a flat surface. Place the camera on the cleaned surface.

Reset

Press and hold about 5 seconds for reset.
Any changed settings will change to factory default.

LED status

Red = the camera is just turning on or there is something malfunctioning.

Flashing red= waiting for connection.

Blue = Working correctly.

Flashing blue = Connecting.

ONVIF

For use of ONVIF, please check the product's page on Deltaco's website.

Install and use

1. Download and install the app "Deltaco smart home" from Apple App Store or Google Play Store on your mobile device.
2. Launch the app "Deltaco smart home".
3. Create a new account or log in to your existing account.
4. Tap "+" to add the device.
5. Choose category and then the type of product from the list.
6. Connect the device to power.
7. If the LED/lamp does not flash: Reset the device.
If the status indicator flashes: Confirm in the app.
8. Confirm the Wi-Fi network and password.
9. Enter the device name.

Cleaning and maintenance

Do not use cleaning solvents or abrasives.

Do not clean the inside of the device.

Do not attempt to repair the device.

If the device does not operate correctly, replace it with a new device.

Clean the outside of the device using a soft cloth.

Support

More product information can be found at www.deltaco.eu.

Contact us by e-mail: help@deltaco.eu.

SIMPLIFIED EU DECLARATION OF CONFORMITY

The simplified EU declaration of conformity referred to in Article 10(9) shall be provided as follows: Hereby, DistIT Services AB declares that the radio equipment type wireless device is in compliance with Directive 2014/53/EU.


The full text of the EU declaration of conformity is available at the following internet address: All DoC's can be found the product's specific website, to access it go to: <https://www.deltaco.se/produkter/xx> (just change xx to the article number, for example <https://www.deltaco.se/produkter/TWS-111>) Then click on the tab "Info/Certifikat".



Disposal of electric and electronic devices EC Directive 2012/19/EU This product is not to be treated as regular household waste but must be returned to a collection point for recycling electric and electronic devices. Further information is available from your municipality, your municipality's waste disposal services, or the retailer where you purchased your product.

DELTACO

Documents / Resources

	<p>Deltaco SH-IPC05 Smart Home WiFi Camera [pdf] User Manual</p> <p>SH-IPC05 Smart Home WiFi camera, SH-IPC05, Smart Home WiFi camera, Home WiFi camera, WiFi camera, camera</p>
---	--

References

- deltaco.eu
- [Aurdal - Distributør av den nyeste og beste teknologien](#)
- [Aurdal - Distributør av den nyeste og beste teknologien](#)
- deltaco.se/
- [Alla produkter](#)
- deltaco.se/produkter/TWS-
- [STREETZ Trådlösa in-ear hörlurar med laddningstui, BT 5, TWS, vit](#)
- deltaco.se/produkter/xx