




## DELTACO MS-800 Wireless Mouse User Manual

[Home](#) » [DELTACO](#) » DELTACO MS-800 Wireless Mouse User Manual 

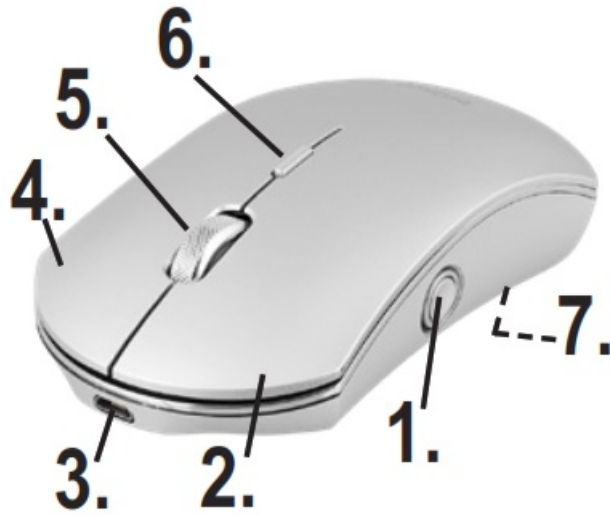
**DELTACO**  
A NORDIC BRAND

**MS-800**  
**Wireless mouse**  
**User manual**

### Contents

- [1 MS-800 Wireless Mouse](#)
- [2 Use](#)
- [3 Desktop button](#)
- [4 Safety instructions](#)
- [5 Cleaning and maintenance](#)
- [6 Documents / Resources](#)
  - [6.1 References](#)

**MS-800 Wireless Mouse**



1. Return to desktop button
2. Left mouse button
3. Micro USB charge input
4. Right mouse button
5. Mouse wheel button
6. DPI button
7. On/off/LEDs off button (Underneath the mouse)

## Use

Connect the USB receiver to a USB port on your computer. Turn on the mouse. They will connect automatically. No drivers are needed.

Clicking on the desktop button will show your computer's desktop.

It is the same as the windows key + D short cut on a keyboard.

You can turn the mouse on or off and turn off the LEDs with the switch underneath the mouse.

### DPI

Use the DPI button to change DPI between 1000/1200/1600 DPI.

### LED

The LED is a battery indicator. It shows remaining charge.

Use the LED button underneath the mouse to turn the LED on or off.

## Desktop button

Use the desktop button to switch to the desktop view on your computer.

## Safety instructions

1. Keep the product away from water and other liquids.

## Cleaning and maintenance

Clean the mouse with a dry cloth. For difficult stains use a mild detergent.

### Support

More product information can be found at [www.deltaco.eu](http://www.deltaco.eu).

Contact us by e-mail: [help@deltaco.eu](mailto:help@deltaco.eu).



Disposal of electric and electronic devices EC Directive 2012/19/EU This product is not to be treated as regular household waste but must be returned to a collection point for recycling electric and electronic devices. Further information is available from your municipality, your municipality's waste disposal services, or the retailer where you purchased your product.

#### **SIMPLIFIED EU DECLARATION OF CONFORMITY**

The simplified EU declaration of conformity referred to in Article 10(9) shall be provided as follows: Hereby, DistIT Services AB declares that the radio equipment type wireless device is in compliance with Directive 2014/53/EU. The full text of the EU declaration of conformity is available at the following internet address:


[www.aurdel.com/compliance/](http://www.aurdel.com/compliance/)

# DELTA

A NORDIC BRAND

DistIT Services AB, Suite 89, 95 Mortimer Street, London, W1W 7GB, England  
DistIT Services AB, Glasfibergatan 8, 125 45 Älvsjö, Sweden

## Documents / Resources

	<p><a href="#">DELTACO MS-800 Wireless Mouse</a> [pdf] User Manual MS-800 Wireless Mouse, MS-800, Wireless Mouse, Mouse</p>
--	---

## References

- [www.aurdel.com/](http://www.aurdel.com/)
- [www.aurdel.com/compliance/](http://www.aurdel.com/compliance/)