



## DELTACO GAMING WK85R Mini Mechanical Gaming Keyboard RGB with Software Instruction Manual

[Home](#) » [DELTACO GAMING](#) » DELTACO GAMING WK85R Mini Mechanical Gaming Keyboard RGB with Software Instruction Manual 



**DELTACO GAMING**

WK85R Mini Mechanical Gaming Keyboard RGB with Software  
Instruction Manual



## Contents

- 1 Key combinations
- 2 LED combinations
- 3 LED modes
- 4 Software
- 5 Profiles
- 6 Hardware compatibility
- 7 Documents / Resources
  - 7.1 References
- 8 Related Posts

## Key combinations

FN + Right SHIFT = Activate/deactivate arrow keys

FN + Windows key = Lock/Unlock windows key

FN + CTRL = Enable/Disable direct combination keys (Y/U/I/H/J/K/N/M/,)

FN + Y = Print Screen

FN + U = Scroll Lock

FN + I = Pause Break

FN + H = Ins

FN + J = Home

FN + K = Page Up

FN + N = Del (Delete)

FN + Backspace = Del (Delete)

FN + M = End

FN + , = Page Down

FN + ESC = §

FN + 1 = F1

FN + 2 = F2

FN + 3 = F3

FN + 4 = F4

FN + 5 = F5

FN + 6 = F6

FN + 7 = F7

FN + 8 = F8

FN + 9 = F9

FN + 0 = F10

FN + + = F11

FN + ´ = F12

FN + Space press and

hold for about 3 sec = Factory reset

**Note:** Some symbols requires Alt Gr like for example: @{}. Deactivate the arrows keys to enable Alt Gr again.

If any of these keys (Y/U/I/H/J/K/N/M/,) are not working please try pressing FN + CTRL.

There are 3 states of FN + CTRL, press the combination to cycle through the states.

When Caps Lock and/or the windows key are active they will be lit white. When they are off, they will be the same color as the rest of the keys.

## LED combinations

FN + \* = Change backlight mode

FN + Å = Decrease backlight brightness

FN + ¨ = Increase backlight brightness

FN + . = Change backlight color setting

FN + Ä = Increase backlight speed

FN + O = Decrease backlight speed

## LED modes

The keyboard has 19 LED modes in total (Not counting software modes).

Most of the LED modes color can be changed with (FN + .).

You can also change the speed or the light intensity of the LED mode.

When a speed or intensity has reached a minimum or maximum level, the keyboard will respond by flashing the LED. So for the Caps Lock and windows key.

## Software

RGB with 16 million colors is only available via the software. The software is optional.

Download the software from Deltaco.se on the product page and proceed with the installation.

<https://www.deltaco.se/sites/cdn/>

DriversLibrary/GAM-075/GAM-075.zip

Compatibility: The software is compatible with Windows 10.

With the software you get 3 profiles. In each profile you can have a custom mode (User defined).

Some of the software's LED modes also has settings like: Intensity, speed and direction.

## Profiles

The software has user profiles. Each user profile can save your macros and LED settings.

## Hardware compatibility

The keyboard is compatible with Windows from 7/8/10 and MacOS from 10.0.

Please note that the software has a separate compatibility.



**DELTACO GAMING**

[help@deltaco.eu](mailto:help@deltaco.eu)

GAM-075

Distributed by SweDeltaco / [www.deltacogaming.com](http://www.deltacogaming.com)

SweDeltaco AB, Glasfibergratan 8, 125 45 Älvsjö, Sweden




## Documents / Resources



[DELTACO GAMING WK85R Mini Mechanical Gaming Keyboard RGB with Software](#) [pdf] Instruction Manual

WK85R Mini Mechanical Gaming Keyboard RGB with Software, WK85R, Mini Mechanical Gaming Keyboard RGB with Software, Mini Mechanical Gaming Keyboard, Mechanical Gaming Keyboard, Gaming Keyboard, Keyboard

## References

-  [Deltaco - Bäst på IT-tillbehör!](#)
-  [DELTA CO GAMING | Homepage](#)
-  [Logga in](#)

Manuals+.