

Delphin AREAX
AREAX AREAX Motion Sensor



Delphin AREAX AREAX Motion Sensor Instruction Manual

[Home](#) » [Delphin AREAX](#) » Delphin AREAX AREAX Motion Sensor Instruction Manual 

Contents

- [1 Delphin AREAX AREAX Motion Sensor](#)
- [2 Safety Instructions](#)
- [3 Device Features](#)
- [4 Motion Detector](#)
- [5 Operating Instructions](#)
- [6 Specifications](#)
- [7 FAQs](#)
- [8 Documents / Resources](#)
 - [8.1 References](#)

Delphin AREAX

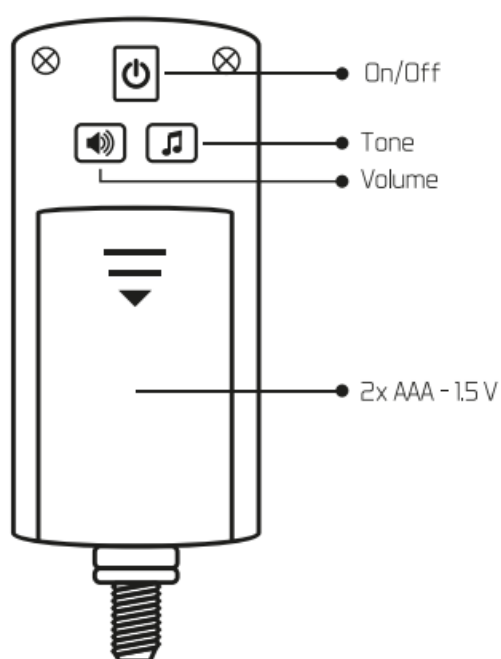
Delphin AREAX AREAX Motion Sensor







Safety Instructions

- When the appliance is not being used, always take out the batteries. A damaged appliance should never be used!

Device Features



*  30s.	 120°	 8 m	 3 m
*EN: Motion detector signals the movement once per 30 seconds.			

Motion Detector

- The motion detector signals the movement once per 30 seconds.

Operating Instructions

Turn ON/OFF

To turn on the device, keep the ON/OFF button pressed until the LED diode lights up and the detector emits two audio signals. To turn off the device, keep the ON/OFF button pressed until the detector emits one long audio signal.

Volume Settings

Set the desired volume by short-pressing the volume button. The motion detector has 5 different volume settings, including a silent mode.

Tone Settings

Set the desired tone by short presses of the tone button. The motion detector has 8 different tone settings.

Pairing the Motion Detector with the Receiver

Keep the “M” button on the receiver pressed for 3 seconds until the pairing mode is activated. Then, by short pressing of the “M” button, choose the desired diode colour. Press the volume button on the motion detector to transfer the signal for pairing.

Specifications

Power Supply	2x AAA – 1.5V
Detection Range	8m
Detection Angle	120°
Signal Interval	30 seconds

Compliance

The company MOSS.SK, s.r.o. declares that this device is in compliance with the essential requirements and other relevant provisions of Directive 2014/53/EU. The full text of the EU Declaration of Conformity is available at www.delphin.sk.

FAQS

How do I turn on the device?

Press and hold the ON/OFF button until the LED lights up and the detector emits two audio signals.

How can I adjust the volume?

Use short presses of the volume button to cycle through the 5 different volume settings.


What is the detection range of the motion detector?

The motion detector has a detection range of 8 meters.

How often does the motion detector signal movement?

The motion detector signals movement once every 30 seconds.

Documents / Resources



[Delphin AREAX AREAX Motion Sensor](#) [pdf] Instruction Manual
AREAX, AREAX Motion Sensor, Motion Sensor, Sensor

References

- [User Manual](#)

[Manuals+](#), [Privacy Policy](#)

This website is an independent publication and is neither affiliated with nor endorsed by any of the trademark owners. The "Bluetooth®" word mark and logos are registered trademarks owned by Bluetooth SIG, Inc. The "Wi-Fi®" word mark and logos are registered trademarks owned by the Wi-Fi Alliance. Any use of these marks on this website does not imply any affiliation with or endorsement.