

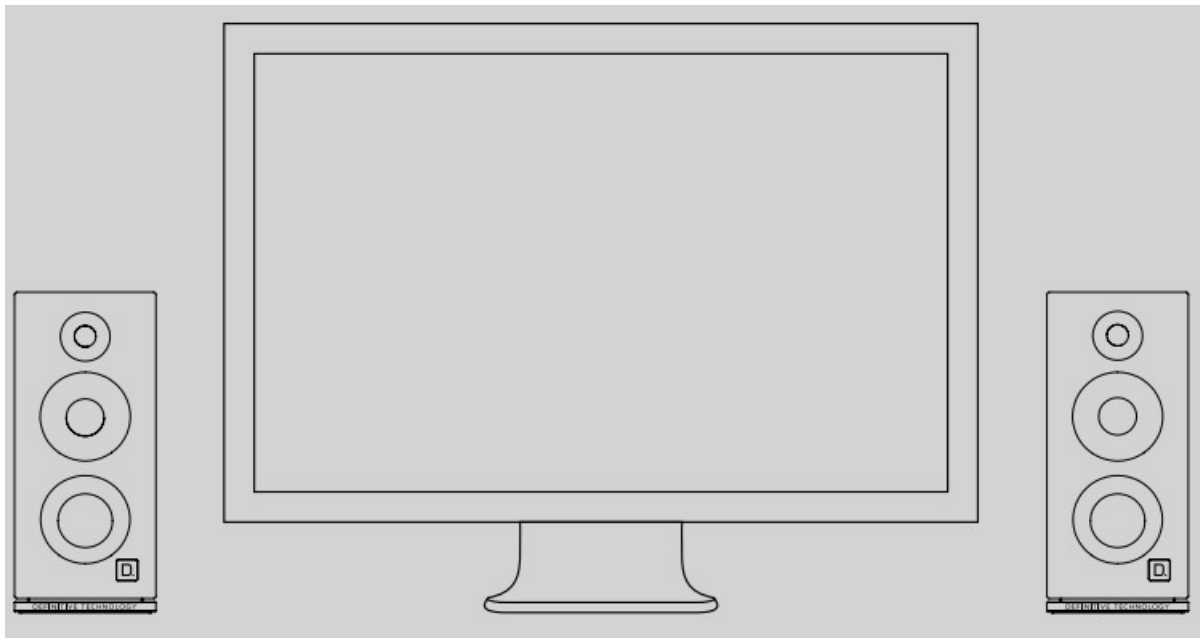


## DEFINITIVE TECHNOLOGY Incline Computer Desktop Speaker Legacy User Guide

[Home](#) » [DEFINITIVE TECHNOLOGY](#) » DEFINITIVE TECHNOLOGY Incline Computer Desktop Speaker Legacy User Guide 

# D.

DEFINITIVE TECHNOLOGY



**Incline™**  
**User Guide**

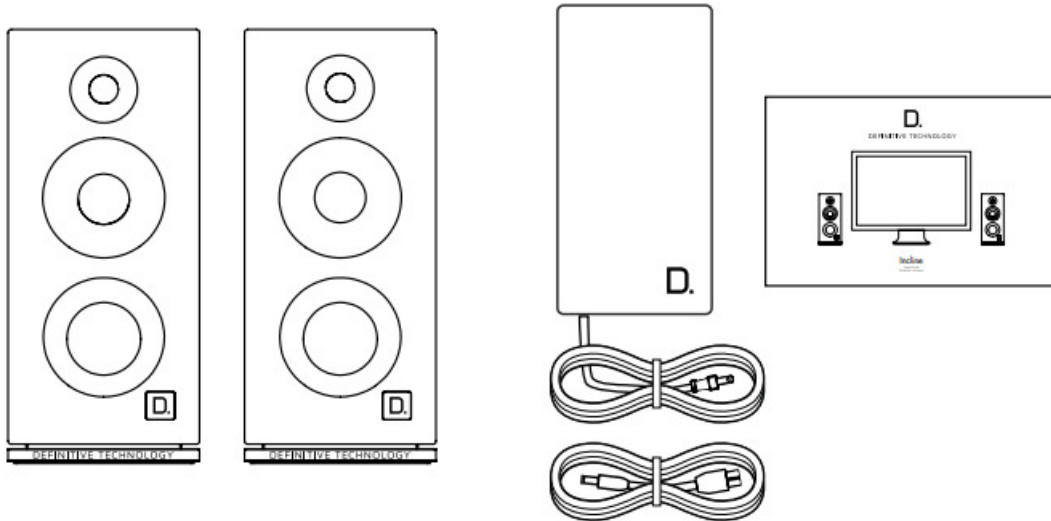
## Contents

### 1 WHAT`S IN THE BOX

### 2 Documents / Resources

### 3 Related Posts

## WHAT`S IN THE BOX



- Two Incline bipolar desktop speakers
- External power supply with detachable cable

## The Bipolar Advantage

Bipolar speaker design combines drivers on the front and back of the enclosure for a more room filling, enveloping sound.

## Subwoofer output

Incline loudspeakers have a subwoofer out connection, so you can add a Definitive Technology subwoofer for maximum bass impact.

## Optional Inputs

Incline desktop loudspeakers are also equipped with an optical input and an analog input.

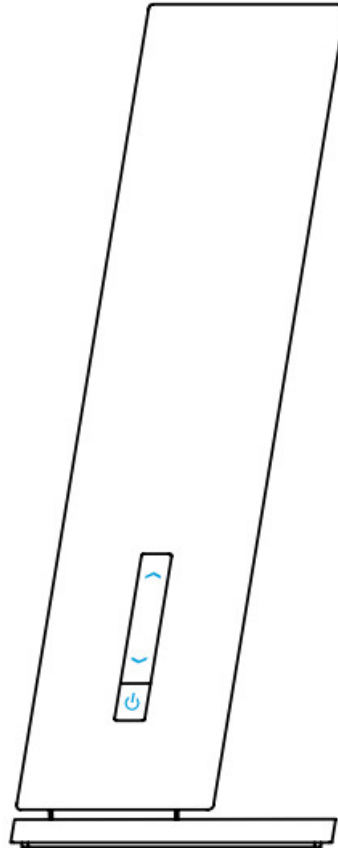
## User guide






- Online registration



- Speaker cable
- USB cable
- 1/8" (3.5mm) analog audio cable



Controls	Function	
	<b>Volume +</b> Volume + one press, volume increases one increment Press and hold Max volume	Flas Flas Qui
	<b>Volume –</b> Volume — one press, volume decreases one increment Press and hold Min volume	Flas Flas Get

	<b>Power on/off</b> Press to turn on Press to turn off <b>To select uSB audio</b> To change mode, with the power on, press and hold the power button for 5 seconds – Press Volume + to adjust the volume of the Incline from your computer. – Press Volume – for highest sound quality	Shines w No light Flashes Stops flas Stops flas
-------------------------------------------------------------------------------------	-------------------------------------------------------------------------------------------------------------------------------------------------------------------------------------------------------------------------------------------------------------------------------------------------------	-------------------------------------------------------------

### **limited Warranty**

2-Years for Drivers and Cabinets, 2-Years for Electronic Components DEI Sales Co., dba Definitive Technology (herein "Definitive"), warrants to the original retail purchaser only that this Definitive loudspeaker product (the "Product") will be free from defects in material and workmanship for a period of two (2) years covering the drivers and cabinets, and two (2) years for the electronic components from the date of the original purchase from a Definitive Authorized Dealer. If the Product is defective in material or workmanship, Definitive or its Authorized Dealer will, at its option, repair or replace the warranted product at no additional charge, except as set forth below. All replaced parts and Product(s) become the property of Definitive. The product that is repaired or replaced under this warranty will be returned to you, within a reasonable time, freight collect. This warranty is non-transferable and is automatically void if the original purchaser sells or otherwise transfers the Product to any other party. This Warranty does not include service or parts to repair damage caused by accident, misuse, abuse, negligence, inadequate packing or shipping procedures, commercial use, the voltage in excess of the rated maximum of the unit, the cosmetic appearance of cabinetry not directly attributable to defects in material or workmanship. This warranty does not cover the elimination of externally generated static or noise, or the correction of antenna problems or weak reception. This warranty does not cover labor costs or damage to the Product caused by installation or removal of the Product. Definitive Technology makes no warranty with respect to its products purchased from

dealers or outlets other than Definitive Technology Authorized Dealer.

**The warranty is automatically void if:** 1) The product has been damaged, altered in any way mishandled during transportation, or tampered with. 2) The product is damaged due to accident, fire, flood, unreasonable use, misuse, abuse, customer applied cleaners, failure to observe manufacturers warnings, neglect, or related events. 3) Repair or modification of the Product has not been made or authorized by Definitive Technology. 4) The product has been improperly installed or used. Product must be returned (insured and prepaid), together with the original dated proof of purchase to the Authorized Dealer from whom the Product was purchased, or to the nearest Definitive factory service center. Product must be shipped in the original shipping container or its equivalent. Definitive is not responsible or liable for loss or damage to the Product in transit. This limited warranty is the only express warranty that applies to your product. Definitive neither assumes nor authorizes any person or entity to assume for it any other obligation or liability in connection with your product or this warranty. All other warranties, including but not limited to express, implied, warranty of merchantability or fitness for a particular purpose, are expressly excluded and disclaimed to the maximum extent allowed by law. All implied warranties on products are limited to the duration of this expressed warranty. Definitive has no liability for acts of third parties. Definitive's liability, whether based on contract, tort, strict liability, or any other theory, shall not exceed the purchase price of the product for which a claim has been made. Under no circumstance will Definitive bear any liability for incidental, consequential, or special damages. The consumer agrees and consents that all disputes between the consumer and Definitive shall be resolved in accordance with California laws in San Diego County, California. Definitive reserves the right to modify this warranty statement at any time. Some states do not allow the exclusion or limitation of consequential or incidental damages, or implied warranties, so the above limitations may not apply to you. This warranty gives you specific legal rights and you may also have other rights which vary from state to state.

### **IMPORTANT SAFETY INSTRUCTIONS:**

1. Read these Instructions.
2. Keep these Instructions.
3. Heed all Warnings.
4. Follow all instructions.
5. Do not use this apparatus near water.
6. Clean only with a dry cloth.
7. Do not block any of the ventilation openings. Install in accordance with the Manufacturer's instructions.
8. Do not install near any heat sources such as radiators, heat registers, stoves, or other apparatus (including amplifiers) that produce heat.
9. Do not defeat the safety purpose of the polarized or grounding-type plug. A polarized plug has two blades with one wider than the other. A grounding-type plug has two blades and a third grounding prong. The wide blade or the third prong

are provided for your safety. When the provided plug does not fit into your outlet, consult an electrician for the replacement of the obsolete outlet.


10. Protect the power cord from being walked on or pinched particularly at plugs, convenience receptacles, and the point where they exit from the apparatus.
11. Only use attachments/accessories specified by the manufacturer.
12. Use only with a cart, stand, tripod, bracket, or table specified by the manufacturer, or sold with the apparatus.  
When a cart is used, use caution when moving the cart/apparatus combination to avoid injury from tip-over.
13. Unplug this apparatus during lightning storms or when unused for long periods of time.
14. Refer all servicing to qualified service personnel. Servicing is required when the apparatus has been damaged in any way, such as power-supply cord or plug is damaged, liquid has been spilled or objects have fallen into the apparatus, the apparatus has been exposed to rain or moisture, does not operate normally, or has been dropped.



**RISK OF ELECTRIC SHOCK DO NOT OPEN**

**WARNING:** To reduce the risk of fire or electric shock, do not expose this apparatus to rain or moisture.

**WARNING:** Batteries (battery pack or batteries installed) shall not be exposed to excessive heat such as sunshine, fire, or the like. No naked flame sources – such as candles – should be placed on the product.



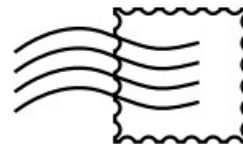
FOR MORE INFORMATION



<http://www.definitivetech.com/products/incline>



1-800-228-7148



Definitive Technology  
11433 Cronridge Dr.  
Owings Mills, MD 21117

[www.definitivetech.com](http://www.definitivetech.com)



**[DEFINITIVE TECHNOLOGY Incline Computer Desktop Speaker Legacy](#)** [pdf] User Guide  
Incline Computer Desktop Speaker Legacy

Manuals+