



DEFINITIVE TECHNOLOGY DM60 Mid-Size Tower Speaker User Guide

[Home](#) » [DEFINITIVE TECHNOLOGY](#) » DEFINITIVE TECHNOLOGY DM60 Mid-Size Tower Speaker User Guide 

Contents

- [1 DEFINITIVE TECHNOLOGY DM60 Mid-Size Tower Speaker](#)
- [2 Product Information](#)
- [3 Product Usage Instructions](#)
- [4 Unpack](#)
- [5 Place](#)
- [6 Connections](#)
- [7 Listen to Your Speakers](#)
- [8 Adjust the Rear Speaker Effect](#)
- [9 Need More Help](#)
- [10 More Information](#)
- [11 Documents / Resources](#)
 - [11.1 References](#)
- [12 Related Posts](#)



DEFINITIVE TECHNOLOGY DM60 Mid-Size Tower Speaker



Product Information

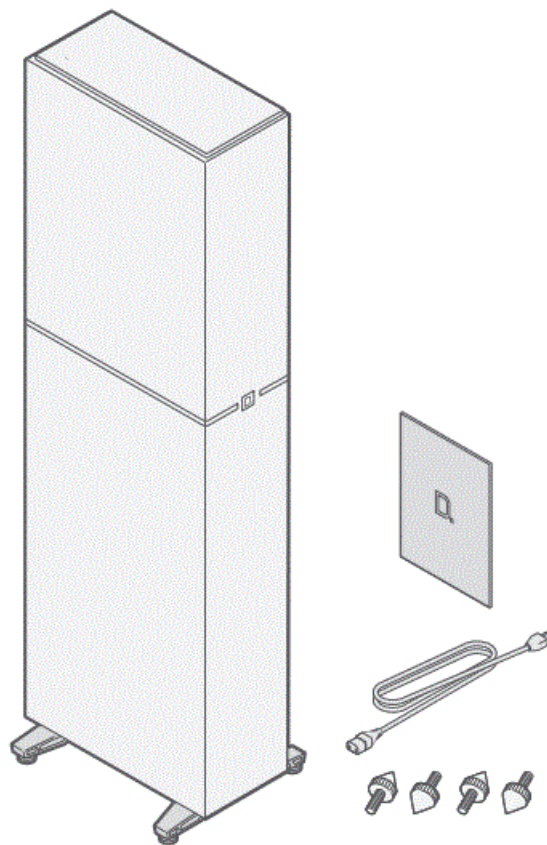
The product is a DM60™ tower speaker system that comes with a Quick Start Guide. The user manual includes information about the product's file name, scale, color, paper process, artwork, binding, and revision history. The guide provides instructions on how to unpack the product, place it appropriately, connect the speaker wires to the binding posts and amplifier, and listen to your speakers.

Product Usage Instructions

1. Unpack the product and ensure all items are included in the box.
2. Place the tower speaker at least 6 inches (15 cm) away from back and side walls. For ideal placement suggestions, refer to the online user manual.
3. Connect the speaker wires to the binding posts by stripping about 3/8 in (10 mm) of insulation from two speaker wires, unscrewing the binding posts, connecting the wires to the binding posts, and tightening the binding posts until secure.
4. Connect the speaker wires to your amplifier.
5. Plug the power cable into the tower speaker and then a wall outlet.
6. Listen to familiar music or watch TV to test the speaker sound and volume. Adjust the bass level and your

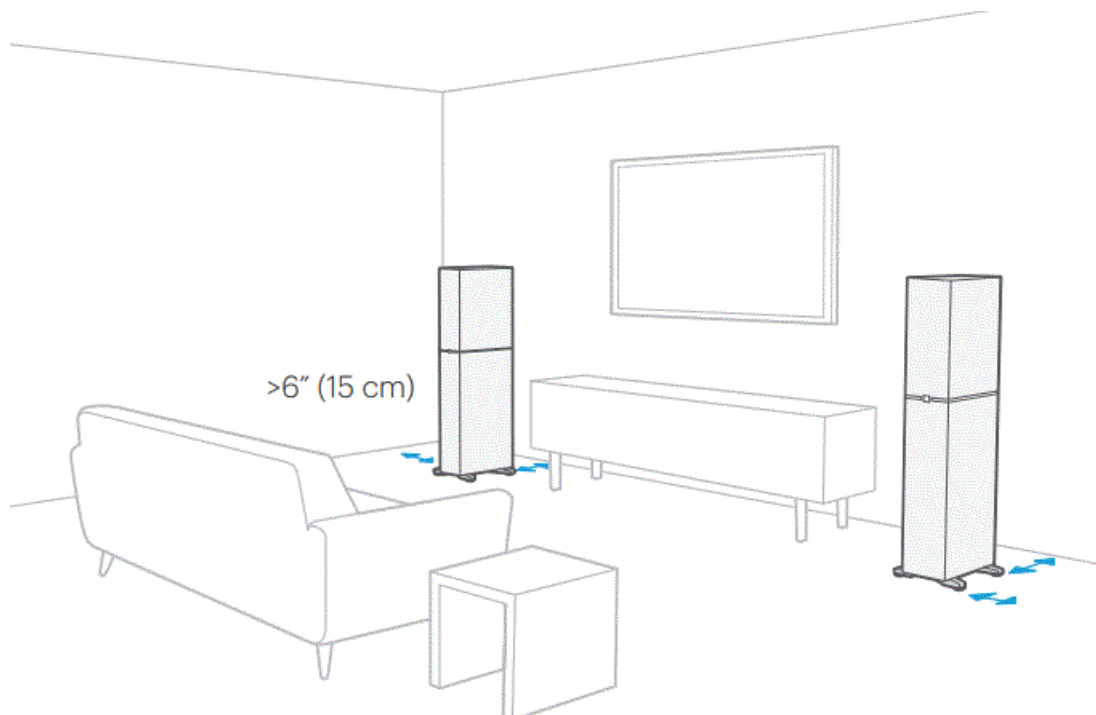
amplifier settings as needed. For help adjusting the rear speaker effect, refer to the next page of the guide.

Unpack



- Check that the items shown are included in the box.

Place

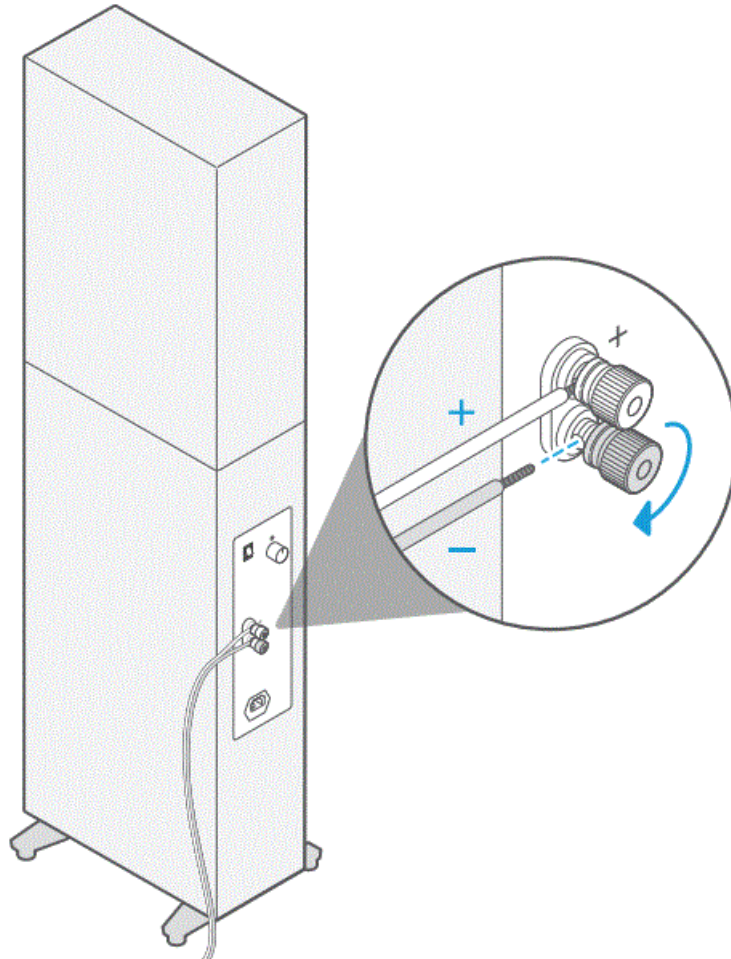


- Keep your speakers at least 6 in (15 cm) away from back and side walls.

- The ideal speaker placement is dependent on environment and personal preference. Visit the online user manual for placement suggestions.

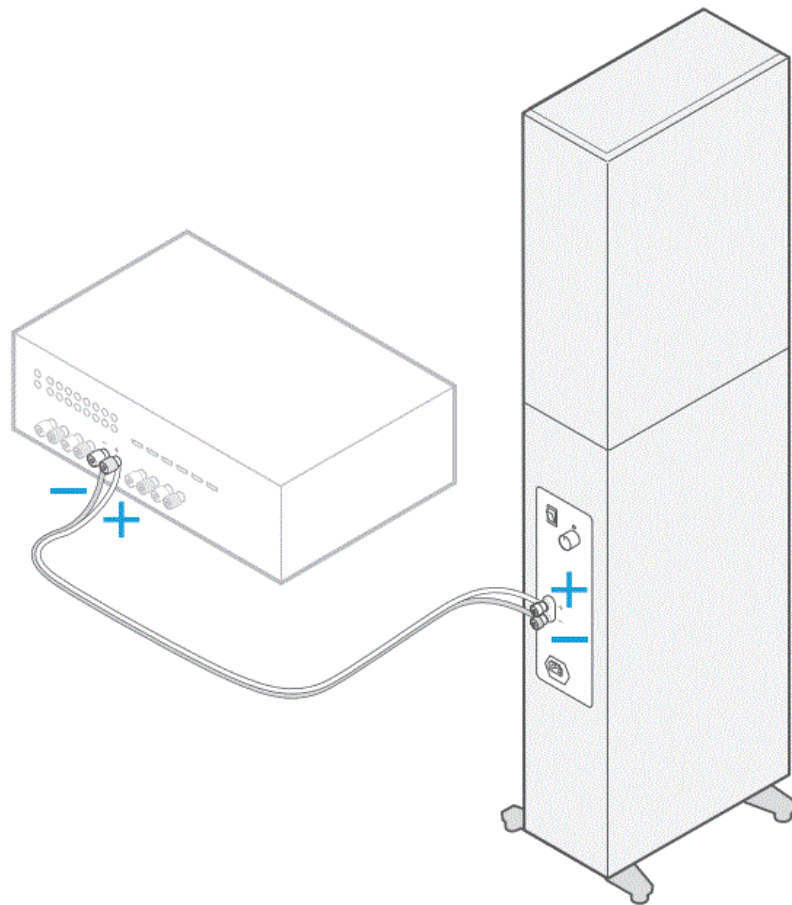
Connections

Connect Speaker Wires to the Binding Posts



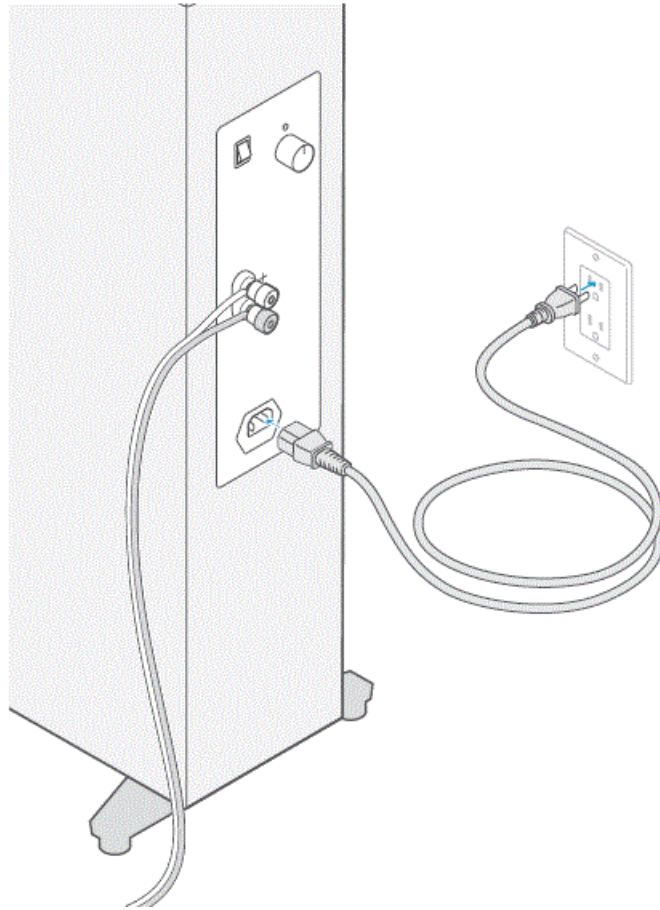
1. Strip about 3/8 in (10 mm) of insulation from two speaker wires.
2. Unscrew the binding posts.
3. Connect the wires to the binding posts.
4. Tighten the binding posts until secure.

Connect the Speaker Wires to Your Amplifier



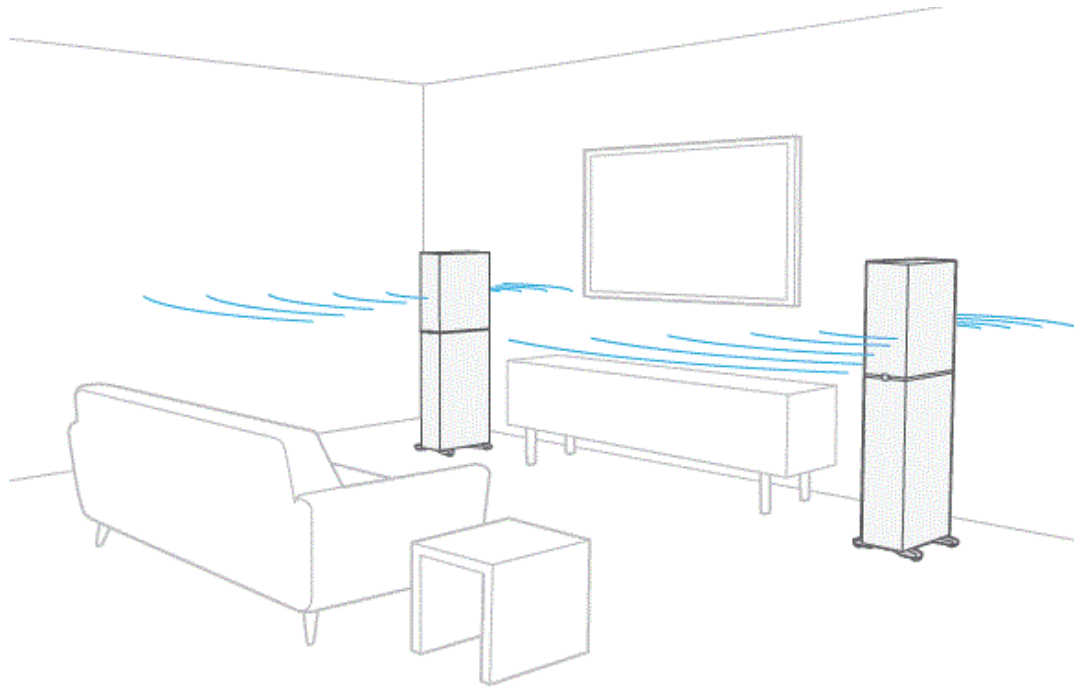
- Connect the other ends of your speaker wires to your amplifier. Ensure that the speaker is always connected to the receiver or amplifier + to + and – to –.

Connect to Power



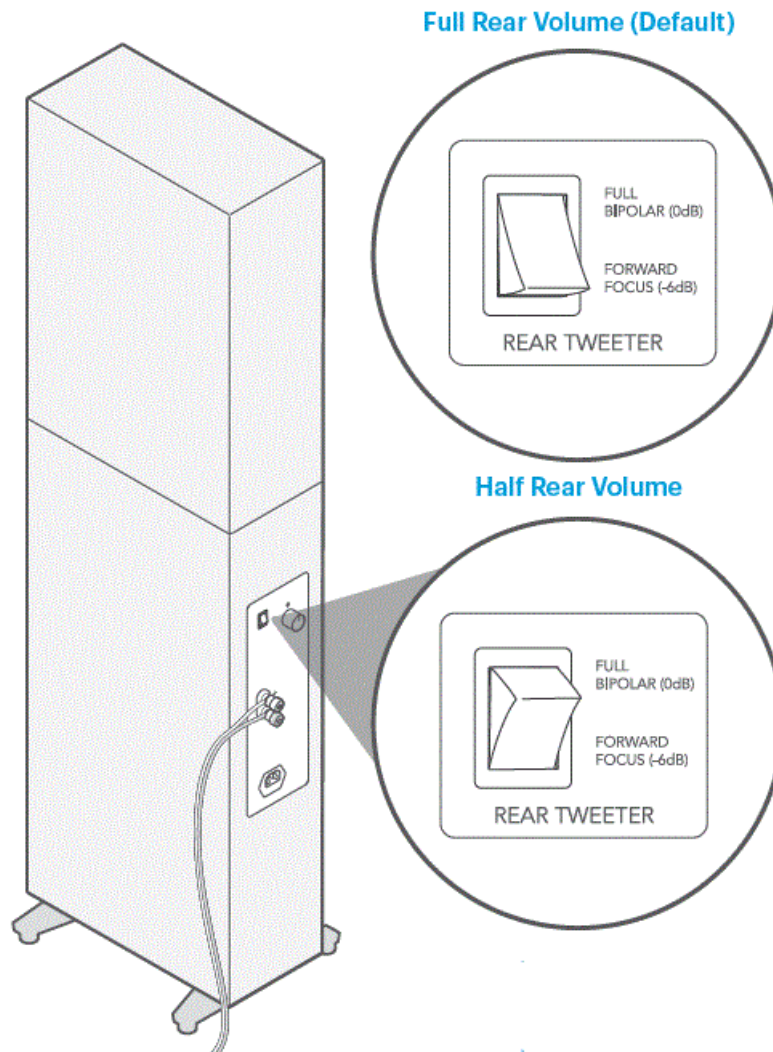
- Plug the power cable into the tower speaker and then a wall outlet.

Listen to Your Speakers



- After you connect the speakers to your amplifier, listen to familiar music or watch TV to test the speaker sound and volume.
- Adjust the bass level and your amplifier settings as needed. See the next page for help adjusting the rear speaker effect.

Adjust the Rear Speaker Effect



- The rear speakers are set to 0 dB by default. If there is too much spatial effect, pull the speakers away from the back wall or move the switch to the -6 dB position.
- For more information, scan the QR code and watch the video.



- definitivetechology.com/DM60

Need More Help



- definitivetechology.com/DM60

Scan the QR code to download the user manual, watch a setup video, see frequently asked questions, or get troubleshooting assistance.

More Information



- #Dymension

Sound United, LLC

- 5541 Fermi Court
- Carlsbad, CA 92008 U.S.A

EU Contact

- Sound United Europe, A division of D&M Europe B.V
- Beemdstraat 11, 5653 MA
- Eindhoven, The Netherlands

UK Importer

- D&M Audiovisual Ltd.
- Dale Road, Worthing, West Sussex
- BN11 2BH United Kingdom

Documents / Resources

	<p>DEFINITIVE TECHNOLOGY DM60 Mid-Size Tower Speaker [pdf] User Guide DM60 Mid-Size Tower Speaker, DM60, Mid-Size Tower Speaker, Tower Speaker, Speaker</p>
---	---

References

- [D. Dymension DM60 Mid-Size Tower Speaker | Definitive Technology™](#)

Manuals+.