



DEFINITIVE TECHNOLOGY D5c Center Channel Speaker Owner's Manual

[Home](#) » [DEFINITIVE TECHNOLOGY](#) » **DEFINITIVE TECHNOLOGY D5c Center Channel Speaker Owner's Manual**



DEFINITIVE TECHNOLOGY D5c Center Channel Speaker Owner's Manual



WHAT OBSESSION SOUNDS LIKE™

Thank you for choosing the Definitive Technology Demand Series Speakers. This compact, high quality speaker is intended for use as a center channel. The lifelike sound field makes this speaker an excellent addition to any room. The Demand Series Center Channel offers the most cutting edge audio technologies, including Balanced Double Surround System (BDSS) high output mid bass drivers, a Linear Response Waveguide, and annealed aluminum dome tweeters with our 20/20 wave alignment lens. The Definitive Technology Demand D5c high performance center channel speaker delivers full-range, room-filling sound and precise imaging in a modern, elegant styling. This sleek center channel speaker perfectly complements the Demand Series tower and bookshelf speakers to create a truly immersive, room-filling home cinema experience.

Our engineers have spent many years in developing this product. In order to ensure that you experience the finest performance possible, we encourage you to take a moment to fully read this owner's manual and familiarize yourself with the proper installation and setup procedures for your D5c Center Speaker.

Contents

- 1 Safety Instructions
- 2 IMPORTANT SAFETY INSTRUCTIONS
- 3 NOTES ON USE
- 4 A NOTE ABOUT RECYCLING:
- 5 Unpacking Your Demand Series Center Channel Speaker
- 6 What's in the box:
- 7 Positioning Your Speakers
- 8 Connecting Your Loudspeakers
- 9 Specifications
- 10 Technical Assistance
- 11 Troubleshooting
- 12 Service
- 13 Limited Warranty
- 14 EU Declaration of Conformity
- 15 Documents / Resources
 - 15.1 References
- 16 Related Posts

Safety Instructions

SAFETY PRECAUTIONS



CAUTION
RISK OF ELECTRIC SHOCK DO NOT OPEN



CAUTION:

TO REDUCE THE RISK OF ELECTRIC SHOCK, DO NOT REMOVE COVER (OR BACK). NO USER-SERVICEABLE PARTS INSIDE. REFER SERVICING TO QUALIFIED SERVICE PERSONNEL.



The lightning flash with arrowhead symbol, within an equilateral triangle, is intended to alert the user to the presence of uninsulated "dangerous voltage" within the product's enclosure that may be of sufficient magnitude to constitute a risk of electric shock to persons.



The exclamation point within an equilateral triangle is intended to alert the user to the presence of important operating and maintenance (servicing) instructions in the literature accompanying the appliance.

WARNING:

TO REDUCE THE RISK OF FIRE OR ELECTRIC SHOCK, DO NOT EXPOSE THIS APPLIANCE TO RAIN OR MOISTURE.

IMPORTANT SAFETY INSTRUCTIONS

1. Read these instructions.
2. Keep these instructions.
3. Heed all warnings.
4. Follow all instructions.
5. Do not use this apparatus near water.

6. Clean only with dry cloth.
7. Do not block any ventilation openings. Install in accordance with the manufacturer's instructions.
8. Do not install near any heat sources such as radiators, heat registers, stoves, or other apparatus (including amplifiers) that produce heat.
9. Only use attachments/accessories specified by the manufacturer.
10. Use only with the cart, stand, tripod, bracket, or table specified by the manufacturer, or sold with the apparatus.
When a cart is used, use caution when moving the cart/apparatus combination to avoid injury from tip-over.



11. Refer all servicing to qualified service personnel. Servicing is required when the apparatus has been damaged in any way, such as power supply cord or plug is damaged, liquid has been spilled or objects have fallen into the apparatus, the apparatus has been exposed to rain or moisture, does not operate normally, or has been dropped.

NOTES ON USE

WARNINGS

- Avoid high temperatures.
Allow for sufficient heat dispersion when installed in a rack.
- Keep the unit free from moisture, water, and dust.
- Do not obstruct the ventilation holes.
- Do not let foreign objects into the unit.
- Do not let insecticides, benzene, and thinner come in contact with the unit.
- Never disassemble or modify the unit in any way.
- Ventilation should not be impeded by covering the ventilation openings with items, such as newspapers, tablecloths or curtains.
- Naked flame sources such as lighted candles should not be placed on the unit.
- Do not expose the unit to dripping or splashing fluids.
- Do not place objects filled with liquids, such as vases, on the unit.

A NOTE ABOUT RECYCLING:

This product's packaging materials are recyclable and can be reused. Please dispose of any materials in accordance with the local recycling regulations.

When discarding the unit, comply with local rules or regulations.



We're delighted that you're part of our Definitive Technology family.

Please take a few minutes to register your product* so we have a complete record of your purchase. Doing so helps us serve you the best we can now and in the future. It also lets us contact you for any service or warranty alerts (if required). Register here: <http://www.definitivetechology.com/registration>

Note: the data we gather during online registration is never sold or distributed to third parties.

- Serial number can be found at the back of the manual.

STAY VIGILANT ON ALL THINGS DEFINITIVE TECHNOLOGY



Unpacking Your Demand Series Center Channel Speaker

Please unpack your D5c center channel speaker carefully. We recommend saving all cartons and packing materials in case you move or need to ship your system. Your serial number can be found in this booklet and on the speaker itself, on the input cup.

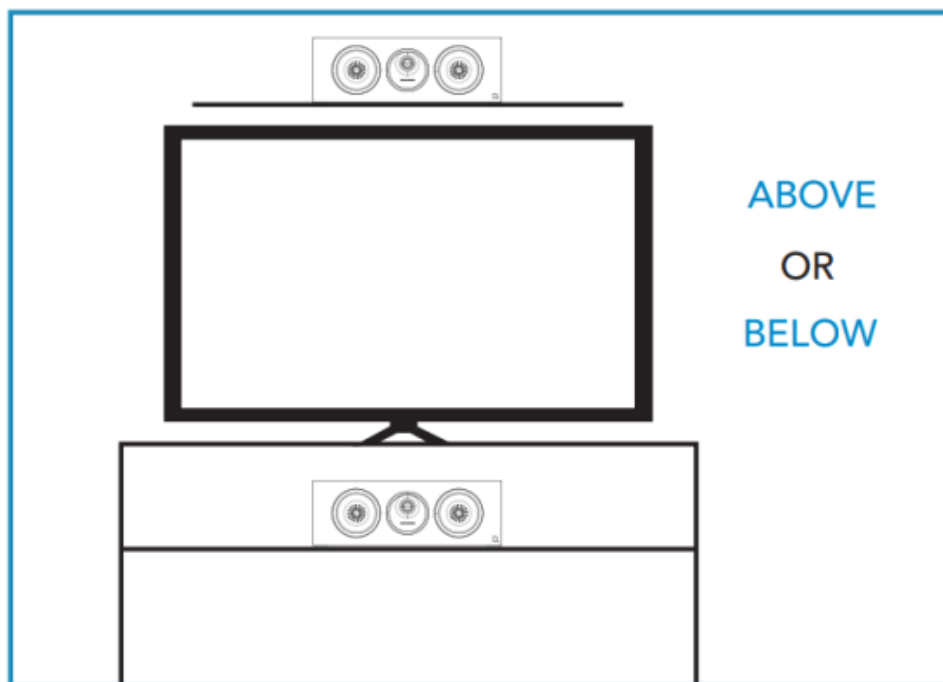
Each loudspeaker leaves our factory in perfect condition. Any visible or concealed damage most likely occurred in handling after it left our factory. If you discover any shipping damage, please report this to your Definitive Technology dealer or the company that delivered your loudspeaker.

What's in the box:

- Center Channel D5c
- Owner's Manual
- Cleaning Cloth

Positioning Your Speakers

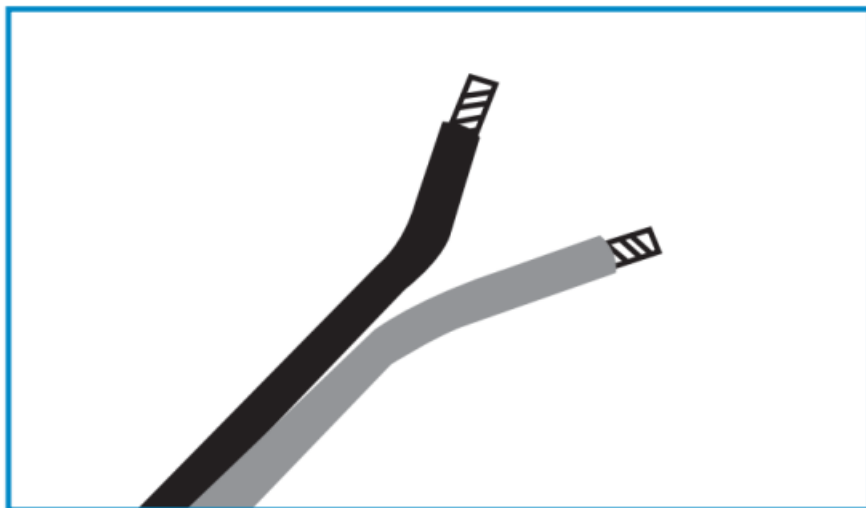
Your D5c center channel speaker is designed to deliver immense clarity, dynamic range, and focus to the vocal range and accurately reproduce even the most demanding audio content. To optimize its performance, please follow these simple guidelines. Although the following recommendations will usually yield the best results, all rooms and listening setups are different, so do not be afraid to experiment with the speaker placement. Whatever sounds best to you is likely correct.



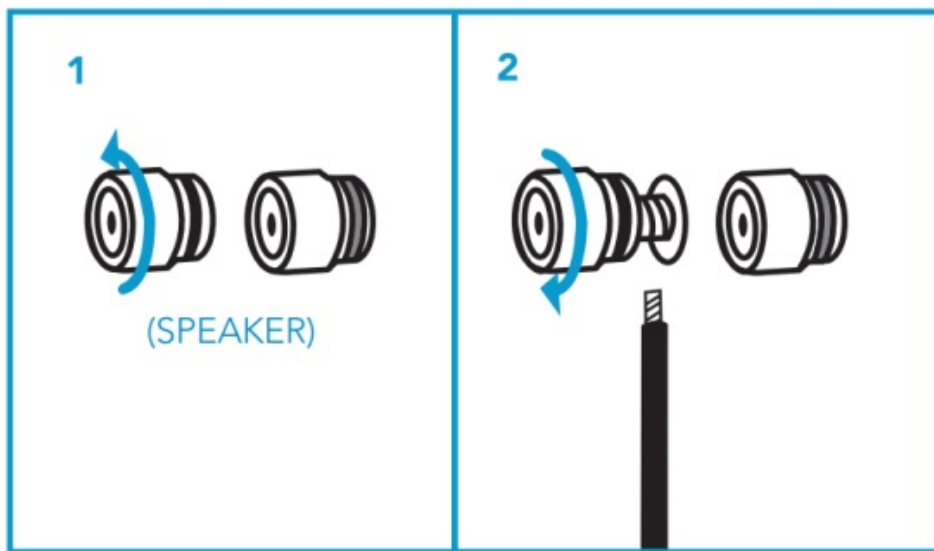
Note:

- PLEASE ENSURE THAT ANY SHELF USED FOR THE CENTER CHANNEL IS RATED TO CORRECTLY SUPPORT ITS WEIGHT.
- A CENTER CHANNEL SPEAKER SHOULD BE PLACED AS CLOSE TO THE CENTER OF YOUR TELEVISION AS POSSIBLE WITHOUT OBSTRUCTING YOUR VIEW.

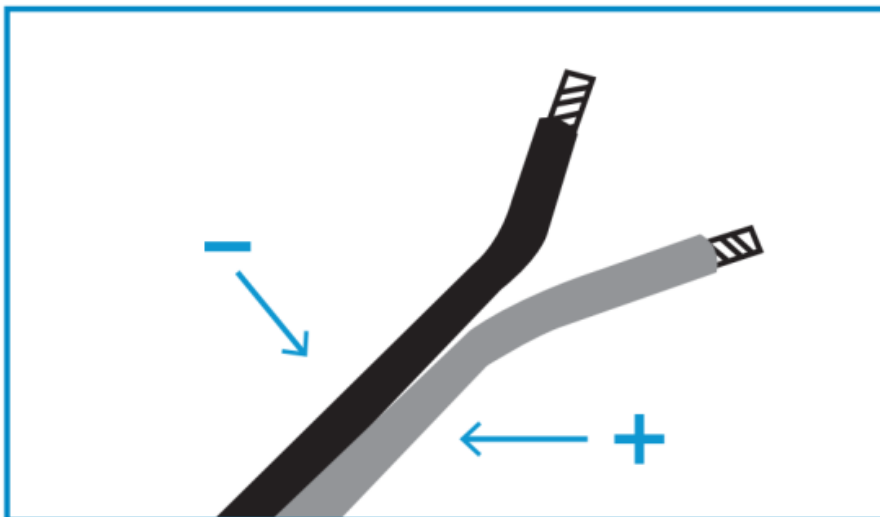
Connecting Your Loudspeakers



STRIP 1/4" (6MM) WIRE



1. UNSCREW THE BINDING POSTS AND INSERT THE BARE WIRE INTO THE CENTER HOLES.
2. TIGHTEN UNTIL SECURE



1. IDENTIFY MARKINGS ON WIRE AND ASSIGN +/-.
2. APPLY BANANA PLUGS OR SPADES AT THIS POINT IF APPLICABLE.

ENSURE PROPER POLARITY BETWEEN THE AMPLIFIER AND SPEAKER BY CONNECTING + TO + AND – TO – TERMINALS.

Specifications

MODEL	D5c
DIMENSIONS	6.58" H x 19.00" W x 11.24" D (16.71 cm H x 48.26 cm W x 28.55 cm D)
PRODUCT WEIGHT	24 lbs (10.89 kg)
DRIVER COMPLEMENT	5.25" (13.5 cm) BDSS drivers x 2 1" (2.5 cm) aluminum dome tweeter x 1
FREQUENCY RESPONSE	42 Hz – 24 kHz
SENSITIVITY	85.5 dBSPL
NOMINAL IMPEDANCE	Compatible with 8 ohm outputs
RECOMMENDED POWER INPUT	30 – 200 W

Technical Assistance

It is our pleasure to offer assistance if you have any questions regarding your D5c or its setup.

Please contact your nearest Definitive Technology dealer or call us directly at (800) 228-7148 (US & Canada), 01 363-7148 (all other countries) or e-mail info@definitivetech.com. Technical support is offered in English only.

Troubleshooting

If you experience any difficulties with your D5c center channel speaker, try the suggestions below. If you still have problems, contact your Definitive Technology Authorized Dealer for assistance.

1. Audible distortion when the speakers are playing at loud levels is caused by turning up your receiver or amplifier louder than the receiver or the speakers are capable of playing. Most receivers and amplifiers put out their full rated power well before the volume control is turned all the way up, so the position of the volume control is a poor indicator of its power limit. If your speakers distort when you play them loud, turn the volume down!
2. If you experience a lack of bass, it is likely that one speaker is out of phase (polarity) with the other and needs to be rewired with closer attention to connecting positive to positive and negative to negative on both channels. Most speaker wire has some indicator (such as color-coding, ribbing or writing) on one of the two conductors to help you maintain consistency. It is essential to connect both speakers to the amplifier in the same way (in phase). You may also experience lack of bass if the bass volume knob is turned down or not on.
3. Make sure all your system interconnects and power cords are solidly in place.
4. Check that no foreign objects or liquid has entered the speaker cabinet.

Service

Service and warranty work on your Definitive loudspeakers will normally be performed by your local Definitive Technology dealer. If, however, you wish to return the speaker to us, please contact us first (<https://www.definitivetechnology.com/contact-us>), describing the problem and requesting authorization as well as the location of the nearest factory service center. Please note that the address given in this booklet is the address of our offices only. Under no circumstances should loudspeakers be shipped to our offices or returned without contacting us first and obtaining return authorization.

Limited Warranty

5-Years for Drivers and Cabinets, 5-Years for Electronic Components DEI Sales Co., dba Definitive Technology (herein "Definitive") warrants to the original retail purchaser only that this Definitive loudspeaker product (the "Product") will be free from defects in material and workmanship for a period of five (5) years covering the drivers and cabinets, and five (5) years for the electronic components from the date of the original purchase from a Definitive Authorized Dealer. If the Product is defective in material or workmanship, Definitive or its Authorized Dealer will, at its option, repair or replace the warranted product at no additional charge, except as set forth below. All replaced parts and Product(s) become the property of Definitive. Product that is repaired or replaced under this warranty will be returned to you, within a reasonable time, freight collect. This warranty is non transferrable and is automatically void if the original purchaser sells or otherwise transfers the Product to any other party.

This Warranty does not include service or parts to repair damage caused by accident, misuse, abuse, negligence, inadequate packing or shipping procedures, commercial use, voltage in excess of the rated maximum of the unit, cosmetic appearance of cabinetry not directly attributable to defects in material or workmanship. This warranty does not cover the elimination of externally generated static or noise, or the correction of antenna problems or weak reception. This warranty does not cover labor costs or damage to the Product caused by installation or removal of the Product. Definitive Technology makes no warranty with respect to its products purchased from dealers or outlets other than Definitive Technology Authorized Dealer.

THE WARRANTY IS AUTOMATICALLY VOID IF:

1. The product has been damaged, altered in any way, mishandled during transportation, or tampered with.
2. The product is damaged due to accident, fire, flood, unreasonable use, misuse, abuse, customer applied cleaners, failure to observe manufacturers warnings, neglect or related events.
3. Repair or modification of the Product has not been made or authorized by Definitive Technology.
4. The product has been improperly installed or used.

Product must be returned (insured and prepaid), together with the original dated proof of purchase to the Authorized Dealer from whom the Product was purchased, or to the nearest Definitive factory service center. Product must be shipped in the original shipping container or its equivalent. Definitive is not responsible or liable for loss or damage to Product in transit.

THIS LIMITED WARRANTY IS THE ONLY EXPRESS WARRANTY THAT APPLIES TO YOUR PRODUCT. DEFINITIVE NEITHER ASSUMES NOR AUTHORIZES ANY PERSON OR ENTITY TO ASSUME FOR IT ANY OTHER OBLIGATION OR LIABILITY IN CONNECTION WITH YOUR PRODUCT OR THIS WARRANTY. ALL OTHER WARRANTIES, INCLUDING BUT NOT LIMITED TO EXPRESS, IMPLIED, WARRANTY OF MERCHANTABILITY OR FITNESS FOR A PARTICULAR PURPOSE, ARE EXPRESSLY EXCLUDED AND DISCLAIMED TO THE MAXIMUM EXTENT ALLOWED BY LAW. ALL IMPLIED WARRANTIES ON PRODUCT ARE LIMITED TO THE DURATION OF THIS EXPRESSED WARRANTY. DEFINITIVE HAS NO LIABILITY FOR ACTS OF THIRD PARTIES. DEFINITIVE'S LIABILITY, WHETHER BASED ON CONTRACT, TORT, STRICT LIABILITY, OR ANY OTHER THEORY, SHALL NOT EXCEED THE PURCHASE PRICE OF THE PRODUCT FOR WHICH A CLAIM HAS BEEN MADE. UNDER NO CIRCUMSTANCE WILL DEFINITIVE BEAR ANY LIABILITY

FOR INCIDENTAL, CONSEQUENTIAL OR SPECIAL DAMAGES. THE CONSUMER AGREES AND CONSENTS THAT ALL DISPUTES BETWEEN THE CONSUMER AND DEFINITIVE SHALL BE RESOLVED IN ACCORDANCE WITH CALIFORNIA LAWS IN SAN DIEGO COUNTY, CALIFORNIA. DEFINITIVE RESERVES THE RIGHT TO MODIFY THIS WARRANTY STATEMENT AT ANY TIME.

Some states do not allow the exclusion or limitation of consequential or incidental damages, or implied warranties, so the above limitations may not apply to you. This warranty gives you specific legal rights, and you may also have other rights which vary from state to state.

©2016 DEI Sales Co. All rights reserved.

EU Declaration of Conformity

Hereby, [Sound United, LLC] declares that our product is in compliance with following EU/EC Directives. The full text of the EU declaration of conformity is available at the following internet address:

<EU/EC Directives>

RoHS: 2011/65/EU, and amendment directive (EU) 2015/863 Sound United, LLC


1 Viper Way Vista, CA 92081 USA

EU contact : Sound United Europe, A division of D&M Europe B.V.
Beemdstraat 11, 5653 MA Eindhoven, The Netherlands

EU declaration of conformity URL: <https://www.definitivetechnology.com/declarations-of-conformity>



Documents / Resources

	DEFINITIVE TECHNOLOGY D5c Center Channel Speaker [pdf] Owner's Manual D5c Center Channel Speaker, D5c, Center Channel Speaker
---	--

References

- D. [definitivetechnology.com/registration](https://www.definitivetechnology.com/registration)