



Deaf Bonce MLC-60 2 Way Component System Owner's Manual

[Home](#) » [Deaf Bonce](#) » Deaf Bonce MLC-60 2 Way Component System Owner's Manual 

Contents

- [1 Deaf Bonce MLC-60 2 Way Component System](#)
- [2 Product Information – 2-Way Component System](#)
- [3 Product Usage Instructions](#)
- [4 INTRODUCTION](#)
- [5 SAFETY INSTRUCTIONS](#)
- [6 CONNECTION METHODS](#)
- [7 DIMENSIONS](#)
- [8 INSTALLATION](#)
- [9 SPECIFICATIONS](#)
- [10 WARRANTY PERIOD, AFTER-SALES SERVICE AND SERVICE LIFE INFORMATION](#)
- [11 Documents / Resources](#)
 - [11.1 References](#)
- [12 Related Posts](#)



Deaf Bonce MLC-60 2 Way Component System



Product Information – 2-Way Component System

Specifications

- **Model:** MLC-60
- **Type:** 2-way component system
- **Frequency response:** 65 – 20,000 Hz
- **Power RMS:** 65W
- **Power MAX:** 130W
- **Impedance:** 4 Ohm
- **SPL:** 89.7 dB

Product Usage Instructions

Safety Instructions

1. Fasten the speakers properly when installing them in the vehicle to avoid damage to passengers or other vehicles.
2. If possible, store the product in its original package before installation to prevent accidental damage.
3. High sound pressure can damage your health. Use common sense when controlling volume.

Filtering and Recommended Amplifier Settings

The recommended filter settings for the MLC-60 are as follows

- High Pass Filter (HPF) for mid-bass speaker: 60-80 Hz (12 dB/Oct)
- High Pass Filter (HPF) for tweeter: 6-8 kHz (12 dB/Oct)

The recommended amplifiers for this component system are

- MLA-60.2
- MLA-100.2
- MLA-160.2
- MLA-60.4
- MLA-100.4
- MLA-160.4

Connection Methods

For selecting the diameter of speaker cables, refer to the provided table based on length and power consumption. Additionally, wiring schematics are available for reference.

Dimensions

Woofer

- **Diameter:** 61 mm / 2.4"
- **Height:** 65.8 mm / 2.59"

Installation

Follow the provided instructions for proper installation of the component system in your vehicle.

Box Contents

- Woofer – 2 pcs.
- Tweeter – 2 pcs.
- Mounting cup – 2 pcs.
- Owner's manual – 1 pc.
- Warranty card – 1 pc.

Frequently Asked Questions (FAQ)

- **Q: What is the sensitivity of the MLC-60 component system?**

A: The specified sensitivity is not directly connected with the sound pressure in the vehicle and should not be used as the sole indicator for comparison with other speakers.

- **Q: How should I dispose of the electrical and electronic equipment?**

A: For European countries with separate waste collection, follow the information provided regarding disposal of electrical and electronic equipment.

INTRODUCTION

Thank you for purchasing of this Deaf Bonce product! Our company is committed to the creation of extremely loud sound systems with no loss of quality.

To ensure proper use, please carefully read through this manual before using this product. It is especially important that you read and observe caution's in this manual. Please keep the manual in a safe and accessible place for future reference.

SAFETY INSTRUCTIONS

1. Fasten the speakers properly when installing it in the vehicle. If the component is disconnected during driving, it may cause serious damage to the passengers of the vehicle or another vehicle.
2. Before installing the components, if possible store the product in it's original package to avoid accidental damage to the product.
3. Be careful when installing and dismantling the speaker! Do not let the speaker drop to avoid damage of its moving parts.
4. When working with tools follow safety rules.
5. Before the installation switch off the head unit and all other audio devices to avoid their damage.
6. Make sure that the location of the speaker does not hinder the proper operation of mechanical and electrical devices of the vehicle.
7. Do not install components in places exposed to water, excessive humidity, high or low temperature, dust or dirt. **ATTENTION!!!** The product may be operated at +5 °C (41F) to +40 °C (104F). In case of moisture condensation, let the product to dry.
8. When performing plumbing, drilling or cutting works with the car, make sure that there is no wiring, brake lines, fuel pipe or other structural elements under the place of work. Follow the safety rules! Use protective glasses and gloves.
9. When stretching back the speaker cables make sure that they are not in contact with sharp edges or moving mechanical devices. Make sure that they are firmly fixed and protected over the entire length.
10. The diameter of the speaker cables must be selected in accordance with the length and applied power.
11. Never stretch the cables outside of the car and near the moving parts of the car. This can lead to destruction of the insulating layer, short circuit and fire.
12. To protect the cables use rubber gaskets if the wire passes through a hole in the plate, or other similar materials if it lies close to the parts exposed to heat.

CAUTION!!! High sound pressure can damage your health! Please use the common sense when controlling volume!

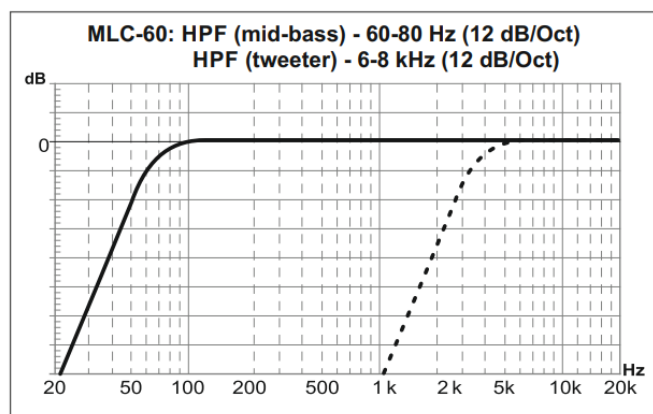
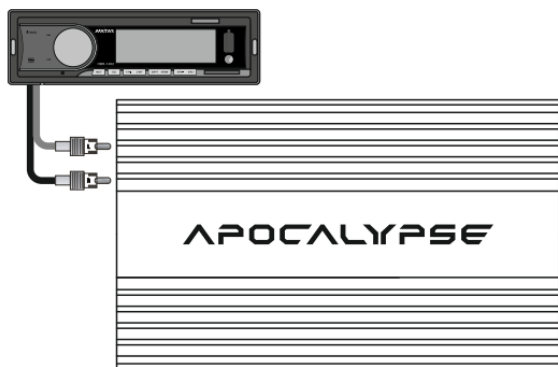
FILTERING, RECOMMENDED AMPLIFIER SETTINGS

The correct choice of amplifier, its settings, filtering and enclosure largely influence on the lifespan of your audio system. You should select an amplifier with a nominal power, not exceeding the nominal power of the speakers. Proper coordination of the head unit (HU) with the amplifier will allow to get clean, undistorted signal applied to the component to prevent overheating and voice coil damage. Recommended settings of the amplifier and HU: Volume of HU should not exceed 80%. The amplifier sensitivity should be set to 50%.

The recommended filter settings

The high pass filter HPF (the filter that cuts all frequencies below those set for the filter) should be set to 60-80 Hz (12 dB/Oct) for mid-bass speaker and should be set to 6-8 kHz (12 dB/Oct) for tweeter.

Recommended amplifiers: MLA-60.2, MLA-100.2, MLA-160.2, MLA-60.4, MLA-100.4, MLA-160.4.



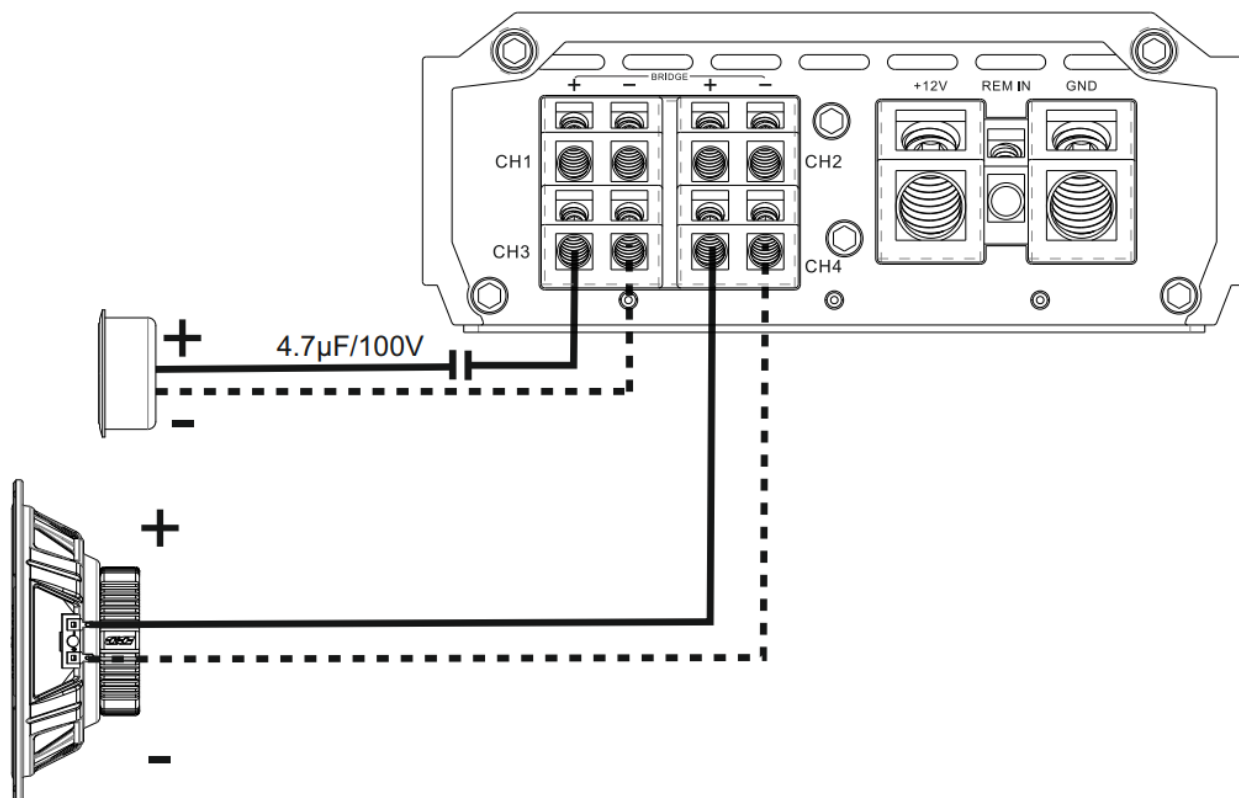
CONNECTION METHODS

Selection of the diameter of speaker cables

Use the table below to select the desired diameter based on the length and the power consumption.

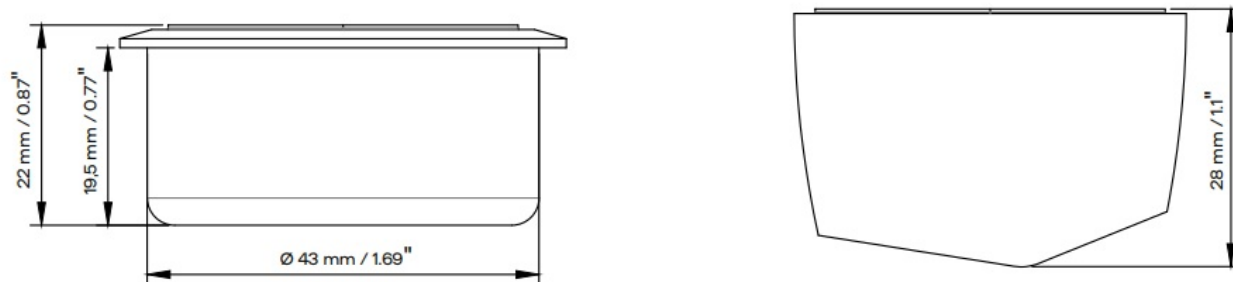
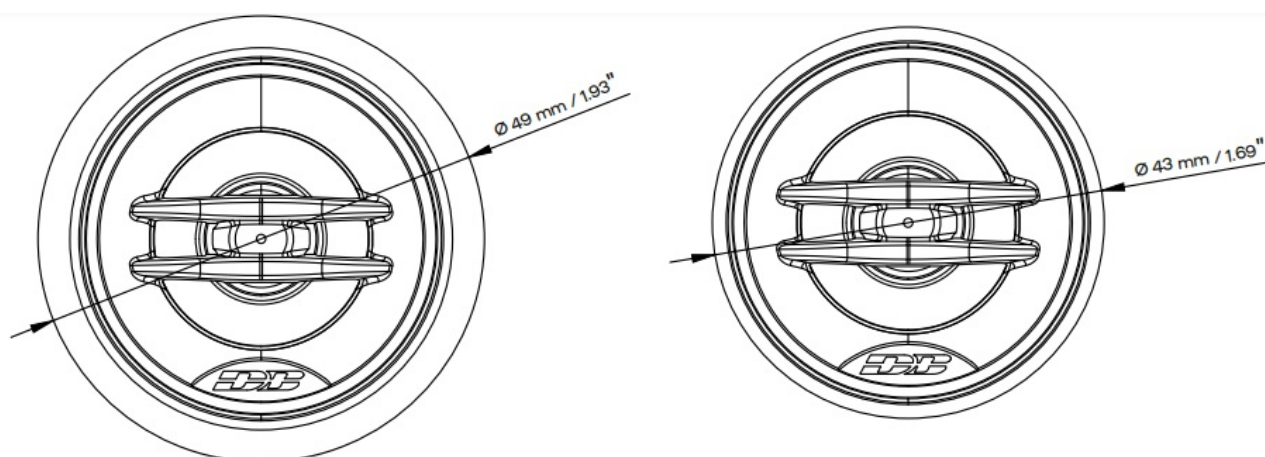
Power consumption (W)	25 000									Size	
	20 000									A.W.G	mm ²
	15 000									5	16,8
	10 000									8	8,37
	8000									10	5,26
	6000									14	2,08
	4000										
	2000										
	1000										
	500										
	250										
	100										
		0-1	1-2	2-3	3-4	4-5	5-6	6-7	7-8		
		Cable length (m)									

Wiring schematics

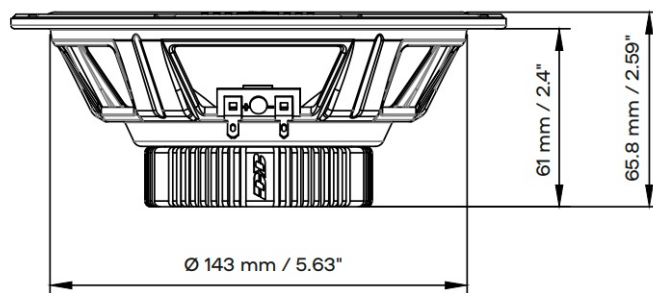
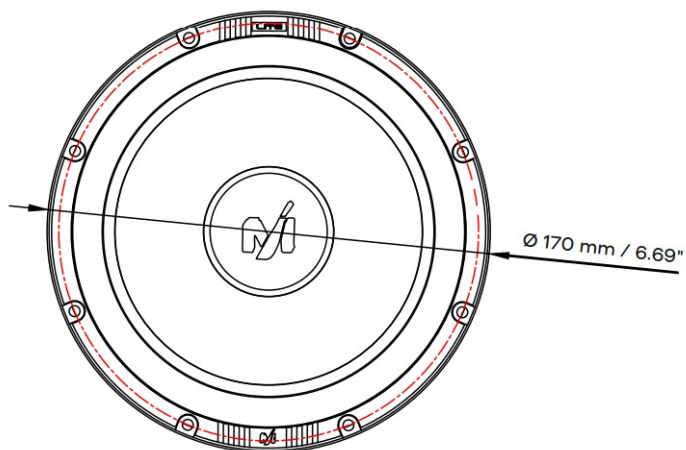


DIMENSIONS

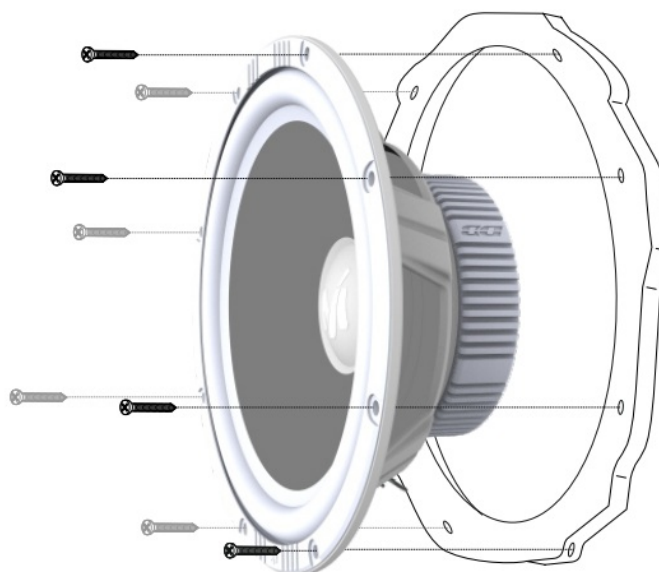
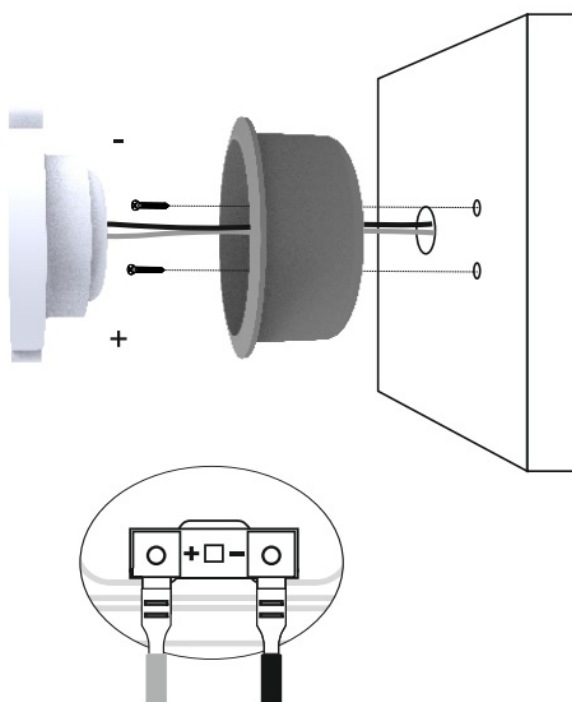
Tweeter



Woofer



INSTALLATION



SPECIFICATIONS

Model	MLC-60
Type	2-way component system
Frequency response (Hz)	65 - 20 000
Power RMS (W)	65
Power MAX (W)	130
Impedance (Ohm)	4
SPL (dB)	89.7

This specified sensitivity is not directly connected with the sound pressure in the vehicle, and therefore should not be used as the sole indicator for comparison with other speakers.

BOX CONTENTS

1. Woofer – 2 pcs.
2. Tweeter – 2 pcs.
3. Mounting cup – 2pcs.
4. Owner's manual – 1 pc.
5. Warranty card – 1 pc.

WARRANTY PERIOD, AFTER-SALES SERVICE AND SERVICE LIFE INFORMATION

- Each Deaf Bonce product is warranted to be free from defects in materials and workmanship under normal use and service.
- The warranty period for the product is 12 (twelve) months from the date on which the product is transferred to the consumer (this date shall be deemed to be the date on which the consumer starts using the product).
- During the warranty period, defective parts will be repaired or replaced at the discretion of the manufacturer provided that there are grounds for doing so under the laws of the consumer's country. The defective product must be returned to the dealer from whom it was purchased together with the duly filled out warranty certificate, complete, with original packaging.
- Our company shall not be liable for any damage caused by transportation. Our company shall not be liable for any expenses or lost profits arising out of or in connection with the use or inability to use the product or any other incidental or indirect costs, expenses, or damages incurred by the customer. The warranty is valid in accordance with the laws currently in force. For more information, please visit our company website and refer to the warranty card.
- The manufacturer reserves the right to change the design and specification of the product without prior notice.
- The service life of the product is 12 (twelve) months from the date on which the product is transferred to the consumer (this date shall be deemed to be the date on which the consumer starts using the product).
- The product or any part (component) of the product must not be used in any way (including, but not limited to use for intended or any other purpose, transportation, storage, modification/alteration/improvement/upgrade) after the expiry of the service life.
- At the end of its service life, the product must be disposed of.

INFORMATION ON DISPOSAL OF THE ELECTRICAL AND ELECTRONIC EQUIPMENT (FOR THE EUROPEAN COUNTRIES WITH SEPARATE WASTE COLLECTION)

Items marked "crisscrossed wheeled bin" are not allowed to be disposed of together with usual household waste. These electrical and electronic products should be disposed of in special reception centers, equipped for recycling such products and components. For information about the location of the nearest disposal / recycling spot and the rules of delivery of waste please contact your local municipal office. Recycling and proper disposal helps to protect the environment and prevent harmful effects on health.

MLC-60



Manufacturer: Ningbo Sound Solution 1&E Trading Co., Ltd Made in China




- <https://alphard.audio>



- [HTTPS://ALPHARD.AUDIO](https://alphard.audio)

Documents / Resources

	<p>Deaf Bonce MLC-60 2 Way Component System [pdf] Owner's Manual MLC-60, MLC-60 2 Way Component System, 2 Way Component System, Component System, System</p>
---	--

References

- [A Alphard - Professional Car Audio. Speakers, Subwoofers, Amplifiers](#)
- [User Manual](#)