



DDLOCK Door Lock Web Management System User Guide

[Home](#) » [DDLOCK](#) » DDLOCK Door Lock Web Management System User Guide 

Contents

- [1 DDLOCK Door Lock Web Management System](#)
- [2 Product Information: Door Lock Web Management System](#)
- [3 Unlock/Lock Remotely \(with G2 gateway\)](#)
- [4 Documents / Resources](#)
 - [4.1 References](#)

DDLOCK

DDLOCK Door Lock Web Management System



Product Information: Door Lock Web Management System

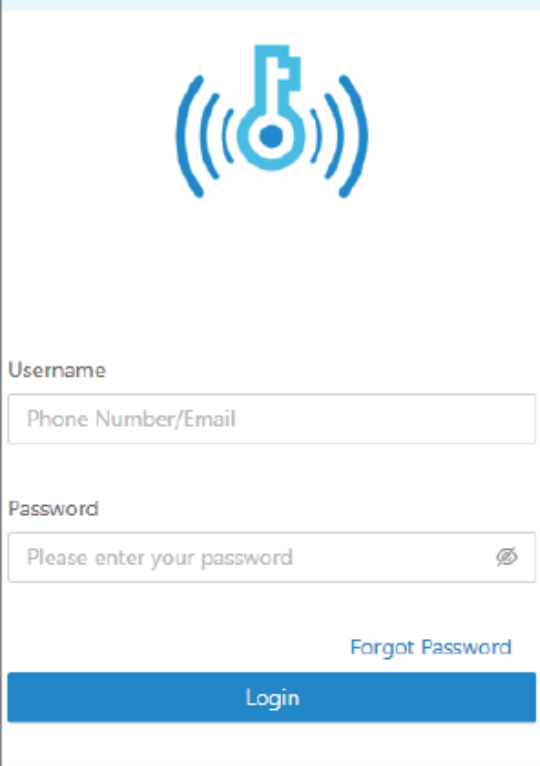
The Door Lock Web Management System is a comprehensive tool for managing your door lock. It offers various features such as sending ekeys, generating user passwords, issuing cards, remotely unlocking/locking (with Wi-Fi gateway), and exporting logs.

The web management system can be accessed through the following address: <https://ddlocksecurity.com>

Log in

To access the web management system, you need to register in the DDLock App. Once registered, enter your username and password to log in.

Register in the DDLock App. Enter the registered username and password to log in.

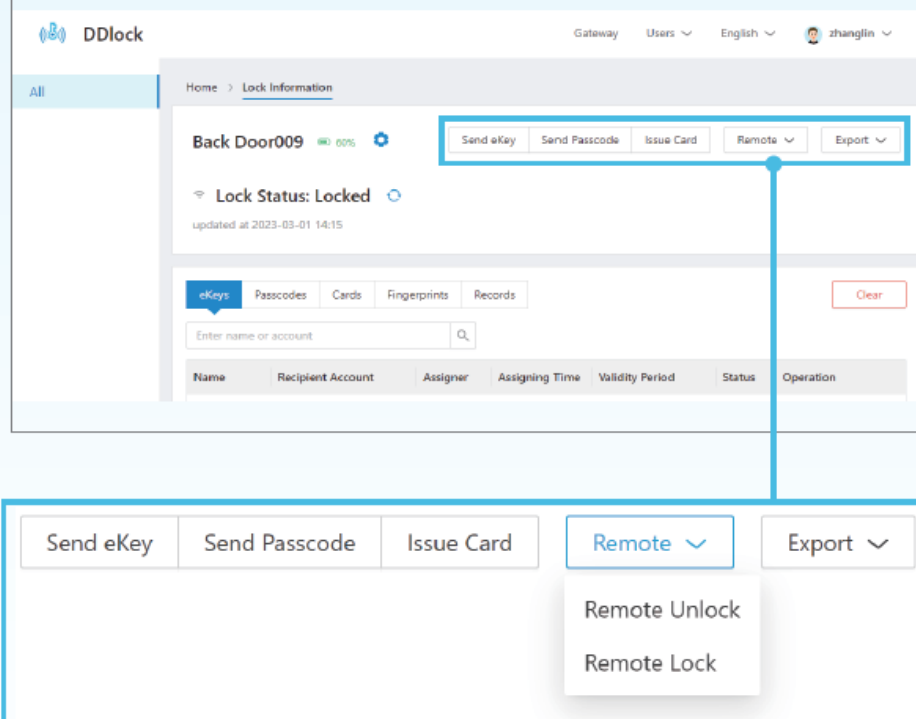


The login page features a blue logo at the top center, consisting of a key with radiating signal waves. Below the logo, the 'Username' field is labeled and contains the placeholder text 'Phone Number/Email'. The 'Password' field is labeled and contains the placeholder text 'Please enter your password', with an eye icon for toggling visibility. A 'Forgot Password' link is positioned to the right of the password field. A blue 'Login' button is located at the bottom center.

Unlock/Lock Remotely (with G2 gateway)

To remotely unlock or lock your door lock, you will need a Wi-Fi gateway. The G2 gateway allows you to control your door lock from a remote location.

Wi-Fi gateway is required to unlock/lock remotely.



The screenshot shows the 'Lock Information' page for 'Back Door009'. The lock status is 'Locked' and was last updated on 2023-03-01 at 14:15. A toolbar at the top includes buttons for 'Send eKey', 'Send Passcode', 'Issue Card', 'Remote', and 'Export'. The 'Remote' button is highlighted with a blue box, and a dropdown menu is open, showing 'Remote Unlock' and 'Remote Lock' options. Below the toolbar, there are tabs for 'eKeys', 'Passcodes', 'Cards', 'Fingerprints', and 'Records'. The 'eKeys' tab is active, showing a search bar and a table with columns: Name, Recipient Account, Assigner, Assigning Time, Validity Period, Status, and Operation. A 'Clear' button is located to the right of the search bar.

Send ekey

You can generate an ekey and send it to your family or friends. This ekey will enable them to access the door lock without a physical key.

Generate a ekey and send it to your family or friends.

DDlock

Gateway Users English zhanglin

Home > Lock Information > Send eKey

Send eKey

* Lock Back Door009
ekeys will also be sent to the selected locks

+

* Recipient Account Please enter the recipient's account

* Name Please enter the name

* Type Permanent

Authorized Admin ☐

Remote Unlock ☐

OK

Send password

Generate multiple scheduled passwords and send them to other users. These passwords can be used to unlock the door lock during specific time periods.

DDlock

Gateway Users English zhanglin

Home > Lock Information > Send Passcode

Send Passcode

* Lock Back Door009
Passcode will also be valid on the selected locks

+

* Name Please enter the name

* Type Permanent

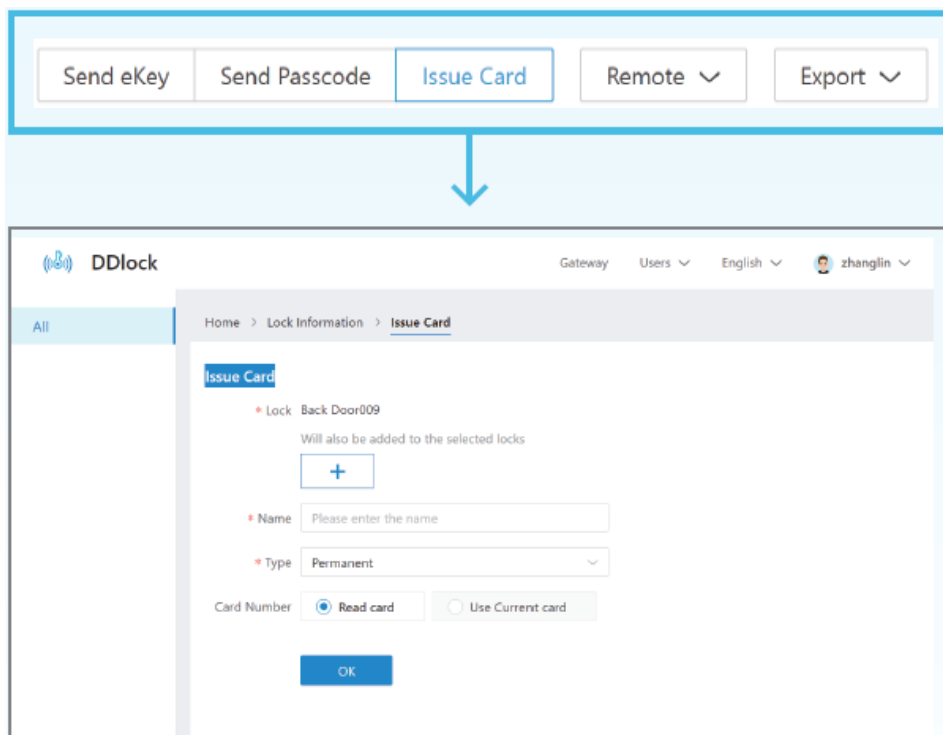
Authorized Admin ☐

OK

Issue card (with G2 gateway)

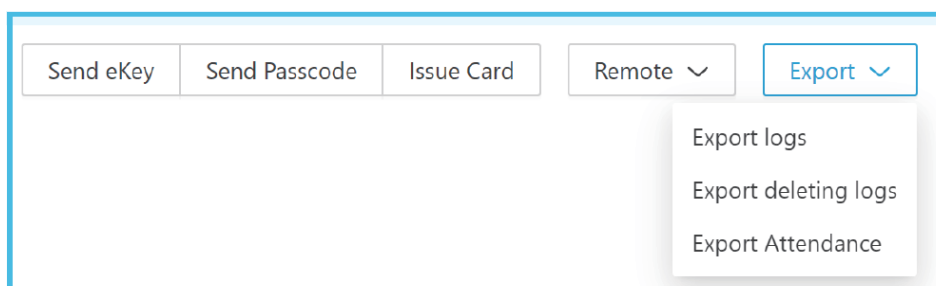
If you have a G2 gateway, you can issue an existing card or add a new card using a separate card reader (sold separately). Additionally, you can share cards with others or delete cards as needed.

Issue an existing card, add a new card via card reader (card reader sold separately), share cards, delete cards.

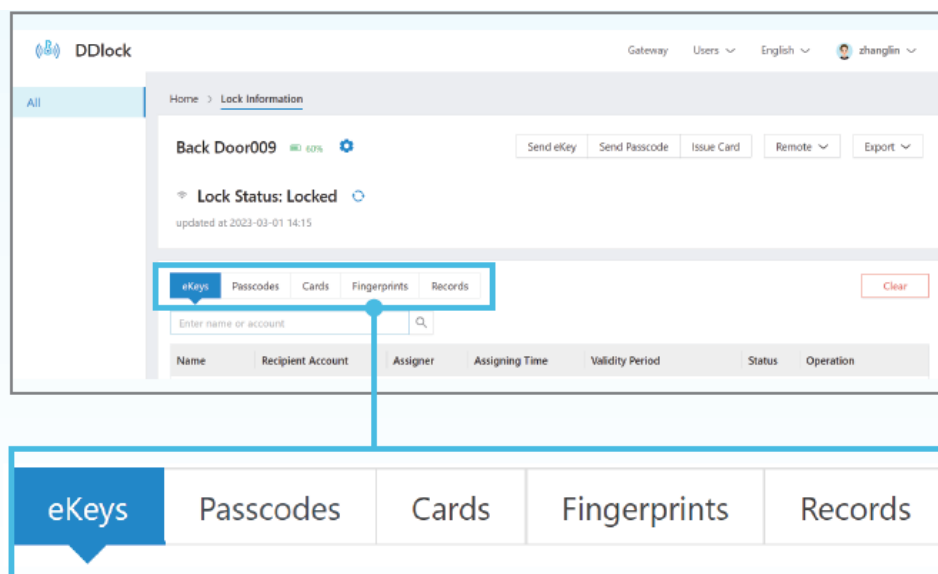


Export logs

You can check the unlock/lock recordings by exporting logs. This feature allows you to review the history of door lock activities.



Check unlock/lock recordings

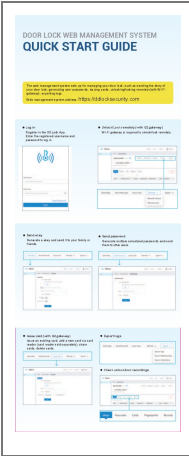


For further assistance or detailed instructions, please refer to the complete user manual.

The web management system sets up for managing your door lock, such as sending the ekey of your door lock,

generating user passwords, issuing cards, unlocking/locking remotely (with Wi-Fi gateway), exporting logs.
Web management system address: <https://ddlocksecurity.com>

Documents / Resources

	<p>DDLOCK Door Lock Web Management System [pdf] User Guide Door Lock Web Management System, Lock Web Management System, Web Management System, Management System</p>
---	--

References

- ddlocksecurity.com