

db DVRIVE DBT150 Rocker Switch Bluetooth Controller



db DVRIVE DBT150 Rocker Switch Bluetooth Controller User Guide

[Home](#) » [db DVRIVE](#) » db DVRIVE DBT150 Rocker Switch Bluetooth Controller User Guide 

Contents

- [1 db DVRIVE DBT150 Rocker Switch Bluetooth Controller](#)
- [2 Quick Guide](#)
- [3 Bluetooth Pairing Instructions](#)
- [4 Documents / Resources](#)
 - [4.1 References](#)
- [5 Related Posts](#)



db DVRIVE DBT150 Rocker Switch Bluetooth Controller



Quick Guide

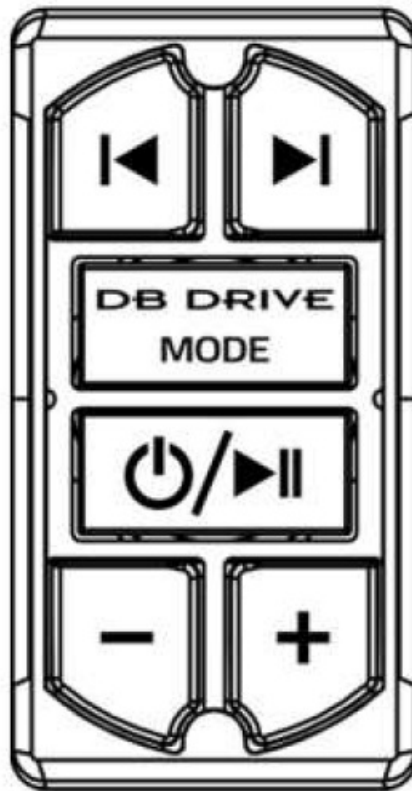
Wiring Installation Instructions







- Power (Red) – Connect to +12V for Power
- Ground (Black) – Connect to -12V for Ground
- Remote Out (Blue) – Connect to Amplifier Remote
- Wire To turn on amp when the DBT100 is Powered on
- Main Out (Black) – Connect to input of amplifier
- Aux In (Black) – Connect to an optional auxiliary source other than Bluetooth
- DBT100 was designed to mount in a standard Carling-style opening

Bluetooth Pairing Instructions

1. Step 1: Turn on DBT150 by pressing power button which will illuminate in white while the mode button will be blinking green.
2. Step 2: Activate Bluetooth setting on audio device (cell phone, mp3 player, etc.). Find and select DBT100 on list of available devices.
3. Step 3: Once Bluetooth audio source is paired with DBT150, the mode button will stop blinking and remain illuminating green, indicating that pairing has successfully connected.

*Any time after initial pairing, when DBT150 is powered on and in range of paired device, it will automatically connect to the recently paired device, if it is not paired with any other device.



Button Functions	
	Play Next Track (only in BT Mode)
	Play Previous Track (only in BT Mode)
	Select Between Aux Mode (Red), BT Mode (Green), BT Pairing Mode (Blinking Green)
	Power On or Off Device / Play or Pause Track
	Volume Up
	Volume Down

302 Hanmore Industrial Parkwav • Harlingen, TX 78550 Phone: [956-421-4200](tel:956-421-4200) • Fax: [956-421-4513](tel:956-421-4513)
orders@dbdrive.net DB Drive.net



[db DVRIVE DBT150 Rocker Switch Bluetooth Controller](#) [pdf] User Guide
DBT150 Rocker Switch Bluetooth Controller, DBT150, Rocker Switch Bluetooth Controller, Switch Bluetooth Controller, Bluetooth Controller, Controller

References

- [User Manual](#)

[Manuals+.](#) [Privacy Policy](#)

This website is an independent publication and is neither affiliated with nor endorsed by any of the trademark owners. The "Bluetooth®" word mark and logos are registered trademarks owned by Bluetooth SIG, Inc. The "Wi-Fi®" word mark and logos are registered trademarks owned by the Wi-Fi Alliance. Any use of these marks on this website does not imply any affiliation with or endorsement.