



[Home](#) » [DAZONGE](#) » **DAZONGE HGH-1 Light-up 3 Ceramic Ghosts User Manual** 

Contents [[hide](#)]

- [1 DAZONGE HGH-1 Light-up 3 Ceramic Ghosts](#)
- [2 INTRODUCTION](#)
- [3 SPECIFICATIONS](#)
- [4 WHAT'S IN THE BOX](#)
- [5 FEATURES](#)
- [6 SETUP GUIDE](#)
- [7 CARE & MAINTENANCE](#)
- [8 TROUBLESHOOTING](#)
- [9 PROS & CONS](#)
- [10 WARRANTY](#)
- [11 FREQUENTLY ASKED QUESTIONS](#)
- [12 VIDEO – PRODUCT OVERVIEW](#)
- [13 References](#)

DAZONGE

DAZONGE HGH-1 Light-up 3 Ceramic Ghosts



INTRODUCTION

The DAZONGE HGH-1 Light-Up 3 Ceramic Ghosts with Witch Hats are a charming collection of three figurines that are ideal for indoor décor and will add a touch of eerie appeal to your home this Halloween. These ghosts, which are 4 × 4 × 7.5 inches apiece and cost about **\$18.99**, are perfect for window sills, tabletops, bookshelves, and mantels. These spectral trio are made of ceramic, have ribbon embellishments, peel-and-stick felt witch hats, and designs in traditional colors like pink, white, and black. They also include tiny battery-operated tea lights that shine through their eyes to create an enchanted look. Because the fabrics are strong, water-resistant, and fade-resistant, their allure endures throughout the year. These ghosts give a playful and whimsical feel without taking up much room, whether they are used as part of a Halloween display or as a discreet seasonal touch.

SPECIFICATIONS

Brand	DAZONGE
-------	---------

Model	HGH-1
Price	Approx. US \$18.99
Material	Ceramic (ghost body), felt witch hats, ribbon bow accents
Colors / Finish	Black, White, and Pink; with designs printed (bats, stars, moon etc.)
Size / Dimensions	Each ghost: 4 × 2.75 × 7.5 inches (L × W × H)
Weight	≈ 1.17 pounds for the set
Lighting	Comes with small tea light(s) (battery-operated) to light through the eyes; creates yellow glow
Accessories	Witch hats (felt), glue/sticky dots for hat placement; tea lights included
Durability	Waterproof, fade-resistant; sturdy ceramic build
Best For	Indoor Halloween décor: mantels, shelves, tabletop, windows, etc.

THE GHOST KIT INCLUDES




WHAT'S IN THE BOX

- 3 ceramic ghost figurines
- 3 felt witch hats + ribbon bow accents
- Glue dots
- 3 battery tea lights
- Manual

FEATURES

- **Set of Three Ghosts:** Includes three charming ceramic ghost figurines, each with an LED tea light for a glowing effect.
- **Perfect Size:** Each ghost stands approximately 7.5 inches tall, ideal for tabletops, shelves, or mantel displays.
- **Durable Ceramic:** High-quality ceramic construction ensures stability and long-lasting use.

- **Removable Witch Hats:** Customize the look with detachable hats for added personality and flair.
- **Ribbon Bow Detail:** Hats are adorned with cute ribbon bows, giving a touch of farmhouse charm.
- **Neutral Color Palette:** Comes in black, white, and pink tones that match both modern and classic Halloween themes.
- **Fade-Resistant Finish:** Made with waterproof, long-lasting materials that retain color season after season.
- **Smooth Glazed Surface:** The glossy finish adds elegance and a premium feel to each piece.
- **LED Tea Lights:** Provides a warm, soft yellow glow, creating a cozy, spooky ambiance.
- **Lightweight Design:** Easy to move, rearrange, or reposition anywhere in your home.
- **Versatile Placement:** Perfect for mantels, windows, tables, or shelves, adapting to any décor setup.
- **Safe Indoor Use:** LED lights are flameless, making the ghosts safe for homes with children or pets.
- **Group or Individual Display:** Can be arranged together for a themed centerpiece or spread across multiple spots.
- **Playful Yet Spooky:** Cute design balances fun and Halloween spirit, appealing to kids and adults alike.
- **Gift-Ready Option:** Makes a thoughtful Halloween gift for enthusiasts and collectors.



SETUP GUIDE

- **Unpack Carefully:** Remove all three ghosts and included accessories from the packaging.
- **Check Contents:** Ensure LED tea lights, witch hats, and glue dots are present.
- **Choose Placement:** Place each ghost on a flat, stable surface like a table, shelf, or mantel.
- **Add Hats:** Position the witch hats on top of the ghosts for a festive look.
- **Secure Hats:** Use the provided glue dots to keep hats in place if needed.
- **Insert Batteries:** Put batteries in the LED tea lights if they are not pre-installed.
- **Test Lights:** Turn on each tea light to confirm proper illumination.
- **Position Tea Lights:** Place the lights inside or behind the ghosts for a warm glow.
- **Balance Lighting:** Adjust ghosts' placement for even and visually appealing light distribution.
- **Group Display:** Arrange all three ghosts together for a cohesive theme.

- **Alternative Layout:** Place ghosts in different rooms for a dispersed, spooky touch.
- **Avoid Unstable Surfaces:** Ensure surfaces are level to prevent tipping.
- **Keep Away from Heat:** Do not place near stoves, radiators, or other heat sources.
- **Combine with Decor:** Pair with other Halloween decorations to enhance your theme.
- **Enjoy Atmosphere:** Step back and enjoy the cozy, playful Halloween ambiance.

CARE & MAINTENANCE

- **Regular Dusting:** Use a soft cloth to gently remove dust from ceramic surfaces.
- **Spot Cleaning:** Wipe stains with a damp microfiber cloth when necessary.
- **Avoid Abrasives:** Do not use harsh or abrasive cleaners to protect the glaze.
- **Store Safely:** Place ghosts in their original packaging after Halloween for safe storage.
- **Remove Hats:** Take off witch hats before storing to avoid bending or damage.
- **Replace Batteries:** Swap out LED tea light batteries as needed for consistent brightness.
- **Handle Carefully:** Keep away from children and handle gently to prevent breakage.
- **Prevent Impact:** Avoid dropping or knocking ghosts against hard surfaces.
- **Cool, Dry Storage:** Store in a dry, low-humidity environment to preserve materials.
- **No Water Immersion:** Never submerge ceramic parts in water.
- **Protect Felt Hats:** Keep felt hat pieces dry to prevent warping or damage.
- **Check Adhesive:** Inspect glue dots before reuse and replace if they lose stickiness.
- **Mild Cleaning Only:** Use mild soap solution sparingly if necessary.
- **Avoid Sunlight:** Keep out of direct sun to prevent fading of colors.
- **Reassemble Carefully:** Set up gently each season to maintain shape and longevity.

TROUBLESHOOTING

Problem	Possible Cause	Solution
Tea light not turning on	Dead batteries	Replace with new batteries
Light flickers too dim	Weak battery	Insert fresh batteries

Problem	Possible Cause	Solution
Witch hat keeps falling	Glue dots not strong	Use new adhesive dots or double-sided tape
Ghost tilts on surface	Uneven placement	Move to a flat surface
Ghost doesn't glow much	Tea light not centered	Reposition tea light for better effect
Fabric hat bent	Storage issue	Reshape by hand gently
Ghost feels wobbly	Narrow base placement	Place on a stable platform
Tea light overheating	Wrong battery type	Use correct size batteries
Light won't fit ghost	Misalignment	Adjust tea light angle
Hat fabric loosens	Over time wear	Add small safety pin or new glue dot
Ghost gets dusty fast	Placement near vent	Move away from airflow
Ghost color fading	Direct sunlight	Relocate to shaded indoor area
Tea light stuck	Adhesive residue	Gently twist to remove
Ghost chipped	Mishandling	Touch up with ceramic paint (optional)
Glue dot residue visible	Overuse of adhesive	Clean gently with rubbing alcohol

PROS & CONS

Pros

- Adorable and festive design.
- Durable ceramic construction.

- Includes LED tea lights for glow effect.
- Compact and perfect for tabletop setups.
- Affordable price point.

Cons

- Hats may need securing with glue dots.
- Ceramic can break if dropped.
- Tea light glow is subtle, not very bright.
- Limited to indoor use only.
- Glue dots may leave residue after multiple uses.

WARRANTY

The **DAZONGE HGH-1 Light-up 3 Ceramic Ghosts** typically come with a **limited manufacturer's warranty** that covers defects in materials or craftsmanship. The warranty does not cover damage caused by mishandling, accidents, or misuse. Since the figurines are made of ceramic, users are encouraged to handle with care and store them properly after use. For warranty claims, buyers should retain proof of purchase and contact the manufacturer or the authorized seller for support. Always follow setup and maintenance instructions to preserve eligibility for warranty coverage.

FREQUENTLY ASKED QUESTIONS

What comes in the DAZONGE HGH-1 Light-up 3 Ceramic Ghosts set?

The set includes three ceramic ghost figurines, removable witch hats, tea lights, and glue dots for easy decoration.

How tall are the DAZONGE HGH-1 Light-up 3 Ceramic Ghosts?

Each ghost measures approximately 7.5 inches tall and 2.75 inches wide, making them perfect for tabletop or shelf display.

Where can I place the DAZONGE HGH-1 Light-up 3 Ceramic Ghosts for the best effect?

They are ideal for mantels, shelves, tabletops, or window displays to add a cute yet spooky vibe to your Halloween decor.

Are the DAZONGE HGH-1 Light-up 3 Ceramic Ghosts durable for long-term use?

Made of quality ceramic, they are sturdy and resistant to fading, making them suitable for multiple Halloween seasons.

Why aren't the tea lights working in my DAZONGE HGH-1 Light-up 3 Ceramic Ghosts?

Check if the tea lights batteries are correctly installed or need replacing. Weak batteries may prevent proper illumination.

What should I do if the felt hat on the DAZONGE HGH-1 Light-up 3 Ceramic Ghosts loses shape?

Gently reshape the hat by hand or lightly steam it to restore its original look.

Can I use real candles instead of tea lights in the DAZONGE HGH-1 Light-up 3 Ceramic Ghosts?



It is recommended to only use battery-operated tea lights to avoid heat damage to the ceramic and felt hats.

VIDEO – PRODUCT OVERVIEW

<https://manuals.plus/wp-content/uploads/2025/09/DAZONGE-HGH-1-Light-up-3-Ceramic-Ghosts-User-Manual.mp4>

References

- [User Manual](#)

 B0F4WD2K7R, DAZONGE, DAZONGE HGH-1, HGH-1, Light-up 3 Ceramic Ghosts, user
 DAZONGE manual

Leave a comment

Your email address will not be published. Required fields are marked *

Comment *

Name

Email

Website

☐ Save my name, email, and website in this browser for the next time I comment.

Post Comment

Search:

e.g. whirlpool wrf535swhz

Search

[Manuals+](#) | [Upload](#) | [Deep Search](#) | [Privacy Policy](#) | [@manuals.plus](#) | [YouTube](#)

This website is an independent publication and is neither affiliated with nor endorsed by any of the trademark owners. The "Bluetooth®" word mark and logos are registered trademarks owned by Bluetooth SIG, Inc. The "Wi-Fi®" word mark and logos are registered trademarks owned by the Wi-Fi Alliance. Any use of these marks on this website does not imply any affiliation with or endorsement.