



DAYTON AUDIO DAX88 8-Source 8-Zone Distributed Whole House Audio System User Guide

[Home](#) » [DAYTON AUDIO](#) » DAYTON AUDIO DAX88 8-Source 8-Zone Distributed Whole House Audio System User Guide 



DAX88 Quick Start Guide



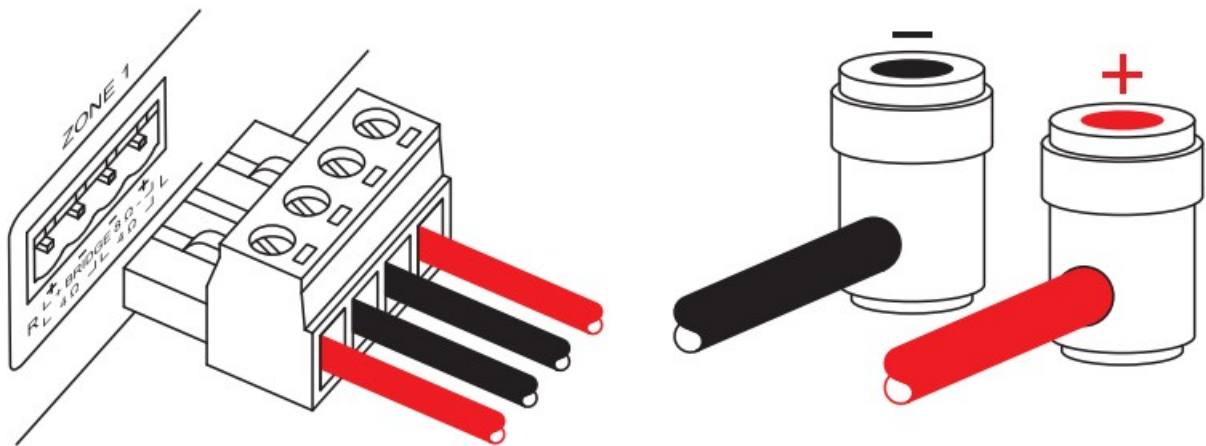
Contents

- [1 DAX88 8-Source 8-Zone Distributed Whole House Audio System](#)
- [2 Before you begin](#)
- [3 Add DAX88 to your network](#)
- [4 Control DAX88 with Matrio Control](#)
- [5 Documents / Resources](#)
- [6 Related Posts](#)

DAX88 8-Source 8-Zone Distributed Whole House Audio System

Thank you for purchasing the Dayton Audio DAX88. Fully equipped with Dayton Audio Matrio technology the DAX88 can easily route any input to any output from any mobile device.

Before you begin



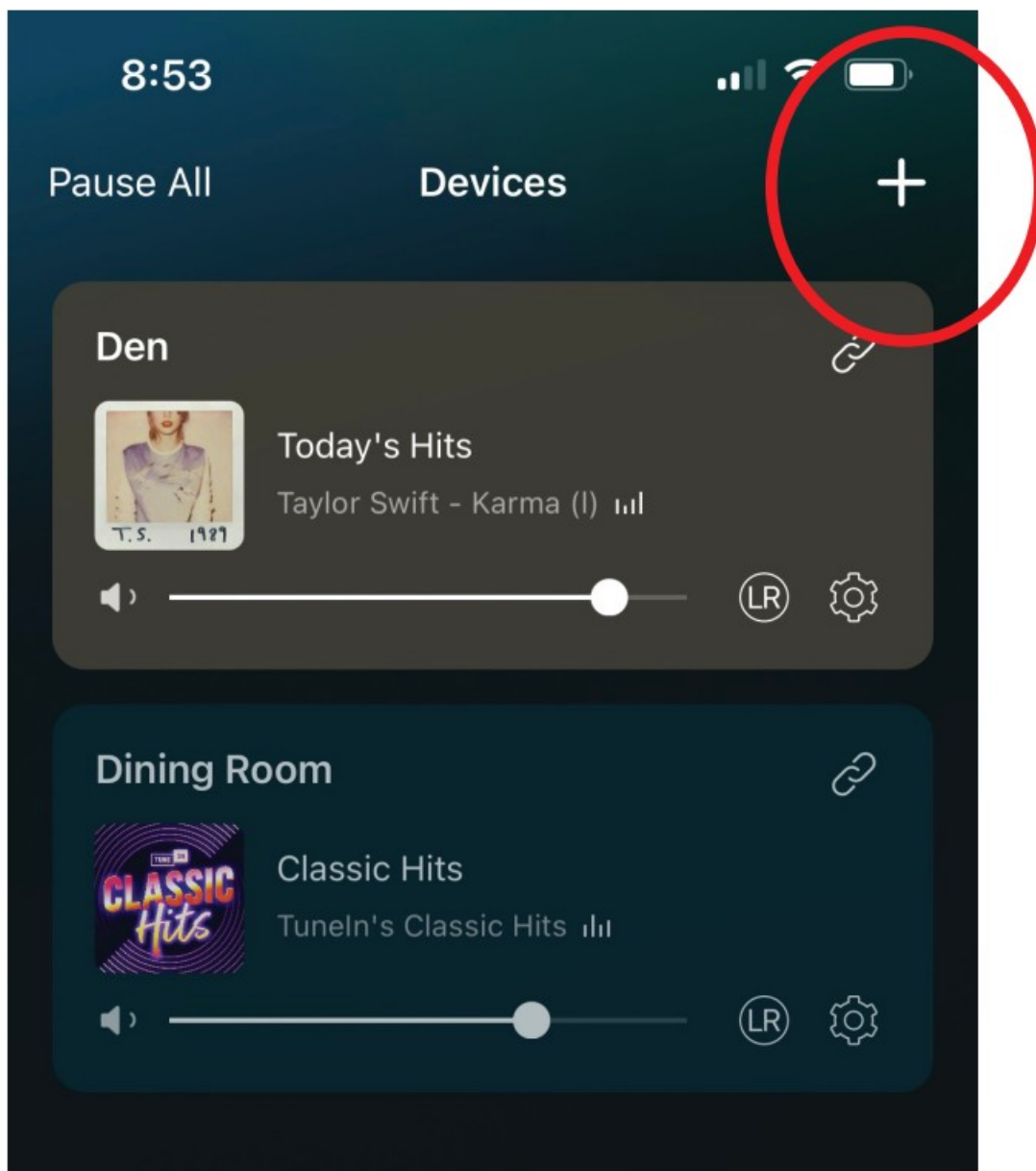
- Place your DAX88 in your desired location.
- Connect your speakers to the DAX88's green output connectors, matching positive (+) and negative (-) to the speakers input terminals. Each zone is capable of operating in stereo or bridged mono mode. For more information, please consult the full manual.
- Connect the DAX88 to power and turn it on.
- Download the Matrio Control and Hi-Fly apps for iOS or Android.

Add DAX88 to your network

If using a hardwired ethernet connection, the DAX88 should automatically appear on your network. It will be immediately available in Matrio Control, Airplay, Spotify Connect and Hi-Fly.



For Wi-Fi connections, Install Hi-Fly on your mobile device and press the + symbol on the devices tab. Follow the steps in the app to add the DAX88 to your network.



Control DAX88 with Matrio Control

The Matrio Control app provides complete control of the DAX88. It is the best way to rename inputs and outputs, select sources, and control the volume of each zone.

If using Airplay or Spotify Connect as source, you can immediately begin streaming music. Other streaming services will require the use of the “Hi-Fly” app

For more detailed setup instructions and to download the full manual, scan this QR code or visit


DaytonAudio.com/Matrio.



<https://qrco.de/be6RQk>



Documents / Resources

	<p>DAYTON AUDIO DAX88 8-Source 8-Zone Distributed Whole House Audio System [pdf] User Guide</p> <p>DAX88 8-Source 8-Zone Distributed Whole House Audio System, DAX88, 8-Source 8-Zone Distributed Whole House Audio System, 8-Zone Distributed Whole House Audio System, Distributed Whole House Audio System, Whole House Audio System, House Audio System, Audio System</p>
---	---