




DAYTECH BT-DB19 Wireless Doorbell Instruction Manual

[Home](#) » [DAYTECH](#) » DAYTECH BT-DB19 Wireless Doorbell Instruction Manual 



Operating Manual

Product Name: Transmitter

Product model: BT-DB19



In order to better use this product, please read the instructions carefully before installation!

Contents

- [1 Product Overview](#)
- [2 Product Drawing](#)
- [3 Operating Manual](#)
- [4 Technical Specification](#)
- [5 Documents / Resources](#)
- [5.1 References](#)

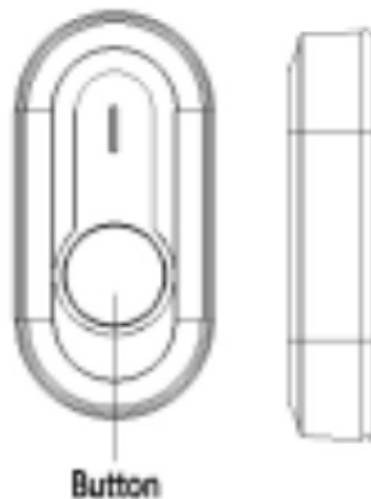
Product Overview

The transmitter and receiver are used together, no wiring, no installation is simple and flexible, this product is mainly suitable for orchard farm alarm, family residence, company, hospital, hotel, factory and other environments.

Product Feature

- Simple operation, press the button to work.
- Easy to install, can be screwed on the wall can be double-sided tape attached to the smooth wall in the desired position.
- The remote control distance in an open and barrier-free environment can reach 150-300 meters: the remote control signal is stable and does not interfere with each other.
- There are indicators when working.

Product Drawing



Operating Manual

1. Open the package and take out the product.
2. Power the receiver into the code matching learning mode.
3. Short press the switch button to send a signal to the receiver and light the blue indicator.

Replace Battery

1. Insert a small screwdriver into the bottom notch of the launcher and open the cover.
2. Take out the old battery, dispose of the removed battery properly, install a new battery into the battery groove,

pay attention to the positive and negative terminals.

3. Align the launcher cover with the base and snap the buckle to close the top cover.

Technical Specification

operating temperature	-30°C to +70°C
working frequency	434KHz
Transmitter battery	23A12Valkaline zinc-manganese dioxide cell
Standby time	1 year

This device complies with part 15 of the FCC Rules. Operation is subject to the condition that this device does not cause harmful interference (1) this device may not cause harmful interference, and (2) this device must accept any interference received, including interference that may cause undesired operation.

Any changes or modifications not expressly approved by the party responsible for compliance could void the user's authority to operate the equipment.

NOTE: This equipment has been tested and found to comply with the limits for a Class B digital device, pursuant to Part 15 of the FCC Rules. These limits are designed to provide reasonable protection against harmful interference in a residential installation. This equipment generates, uses and can radiate radio frequency energy and, if not installed and used in accordance with the instructions, may cause harmful interference to radio communications. However, there is no guarantee that interference will not occur in a particular installation.


If this equipment does cause harmful interference to radio or television reception, which can be determined by turning the equipment off and on, the user is encouraged to try to correct the interference by one or more of the following measures:

- Reorient or relocate the receiving antenna.
- Increase the separation between the equipment and receiver.
- Connect the equipment into an outlet on a circuit different from that to which the receiver is connected.
- Consult the dealer or an experienced radio/TV technician for help.

To maintain compliance with FCC's RF Exposure guidelines, This device has been evaluated to meet general RF exposure requirement, The device can be used in portable exposure condition without restriction, FCC ID:2AWYQ-BTDB19



Documents / Resources

	DAYTECH BT-DB19 Wireless Doorbell [pdf] Instruction Manual BT-DB19, BT-DB19 Wireless Doorbell, Wireless Doorbell, Doorbell
---	---

References

- [User Manual](#)

[Manuals+](#), [Privacy Policy](#)

This website is an independent publication and is neither affiliated with nor endorsed by any of the trademark owners. The "Bluetooth®" word mark and logos are registered trademarks owned by Bluetooth SIG, Inc. The "Wi-Fi®" word mark and logos are registered trademarks owned by the Wi-Fi Alliance. Any use of these marks on this website does not imply any affiliation with or endorsement.