



DawnSun FA0208A Remote Control Transmitter Instruction Manual

[Home](#) » [DAWNSUN](#) » DawnSun FA0208A Remote Control Transmitter Instruction Manual 

Contents

- [1 DawnSun FA0208A Remote Control Transmitter](#)
- [2 Product Information](#)
- [3 Product Usage Instructions](#)
- [4 OPERATION INSTRUCTION](#)
- [5 FAQ \(Frequently Asked Questions\)](#)
- [6 Documents / Resources](#)
 - [6.1 References](#)
- [7 Related Posts](#)



DawnSun FA0208A Remote Control Transmitter



Product Information

Specifications

- Model: FA0208A FA0208A-D
- Power Source: Two AAA 1.5V batteries for the remote control

Product Usage Instructions

Installation

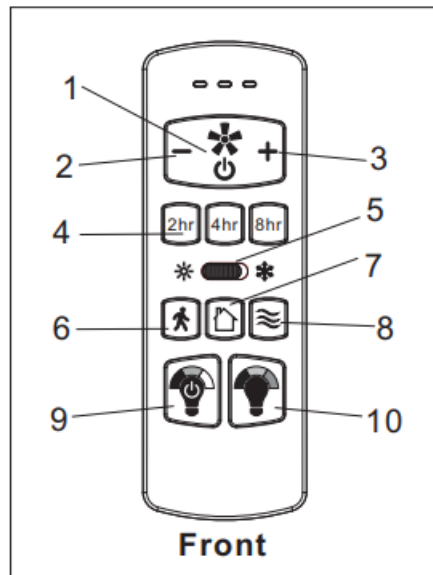
Before using the product, follow these steps to install it:

1. Place the fan in the desired location.
2. Insert two AAA 1.5V batteries into the remote control.

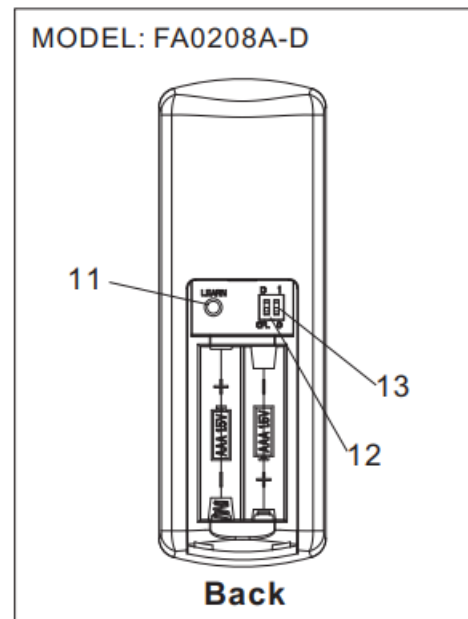
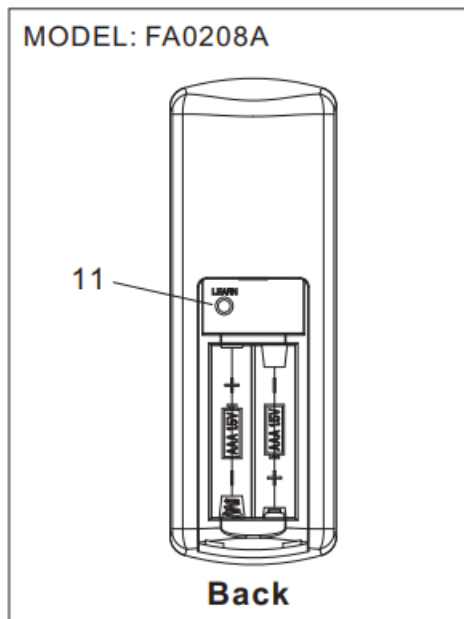
Remote Control Functions

The remote control has the following functions:

MODEL:
FA0208A
FA0208A-D



Note:
Install two AAA 1.5V batteries to the remote control.



- FAN ON/OFF Button: Turns the fan on or off.
- FAN Speed Button -: Decreases the fan speed.
- FAN Speed Button +: Increases the fan speed.
- 2hr/4hr/8hr Timer button: Sets the timer for 2, 4, or 8 hours.
- Reverse Setting Switch: Controls the fan direction.
- Walk Away Delay Off Button.
- Home Shield Button.
- Nature Breeze Button.
- LIGHT ON/OFF/DIMMING Button: Controls the light's on/off and dimming functions.
- CCT Function Button.
- Extended Function Switch L.
- Extended Function Switch R.
- Extended Function Switch C.

Safety Precautions

To ensure safe operation, please adhere to the following precautions:

- Do not expose the product to water or other liquids.
- Keep the product away from heat sources.
- Do not dismantle or modify the product.
- Consult the dealer or an experienced technician for assistance with installation or troubleshooting.

OPERATION INSTRUCTION

This device has been tested and found to comply with the limits for a Class B digital device, pursuant to Part 15 of the FCC Rules. These limits are designed to provide reasonable protection against harmful interference in a residential installation. This device generates, uses, and can radiate radio frequency energy and, if not installed and used in accordance with the instructions, may cause harmful interference to radio communications. However, there is no guarantee that interference will not occur in a particular installation. If this device does cause harmful interference to radio or television reception, which can be determined by turning the device off and on, the user is encouraged to try to correct the interference by one or more of the following measures:

- Reorient or relocate the receiving antenna.
- Increase the separation between the device and receiver.
- Connect the device to an outlet on a circuit different from that to which the receiver is connected.
- Consult the dealer or an experienced radio/TV technician for help.

Changes or modifications not expressly approved by the party responsible for compliance could void the user's authority to operate the equipment.

This device contains license-exempt transmitter(s)/receiver(s) that comply with Innovation, Science and Economic Development Canada's licence-exempt RSS(s).

Operation is subject to the following two conditions:

1. This device may not cause interference.
2. This device must accept any interference, including interference that may cause undesired operation of the device.

FAQ (Frequently Asked Questions)

Q: What type of batteries does the remote control use?

A: The remote control uses two AAA 1.5V batteries.

Q: Can I control the fan direction using the remote control?

A: Yes, you can use the Reverse Setting Switch on the remote control to control the fan direction.


Q: How do I set a timer for the fan?

A: Press the 2hr/4hr/8hr Timer button on the remote control to set a timer for 2, 4, or 8 hours.

Q: Can I dim the light using the remote control?

A: Yes, you can use the LIGHT ON/OFF/DIMMING Button on the remote control to control the light's dimming function.

Documents / Resources

	<p>DawnSun FA0208A Remote Control Transmitter [pdf] Instruction Manual A25-FA0208A, A25FA0208A, FA0208A, FA0208A-D, FA0208A Remote Control Transmitter, Remote Control Transmitter, Control Transmitter, Transmitter</p>
---	--

References

- [User Manual](#)