



DAWNSUN FA0158 Remote Control-Transmitter Instruction Manual

[Home](#) » [DAWNSUN](#) » DAWNSUN FA0158 Remote Control-Transmitter Instruction Manual 

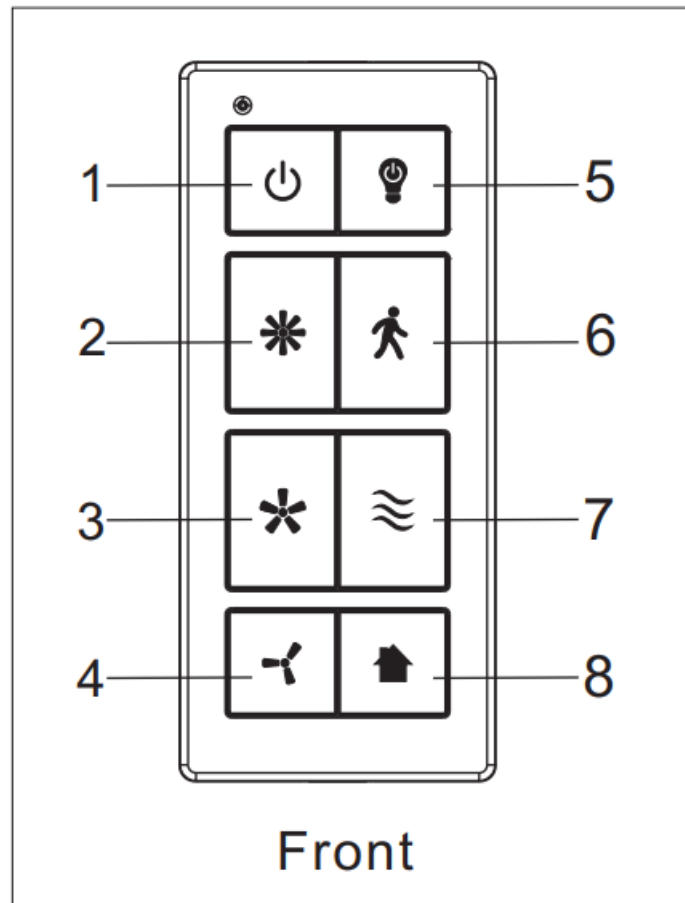
DAWNSUN

OPERATION INSTRUCTION

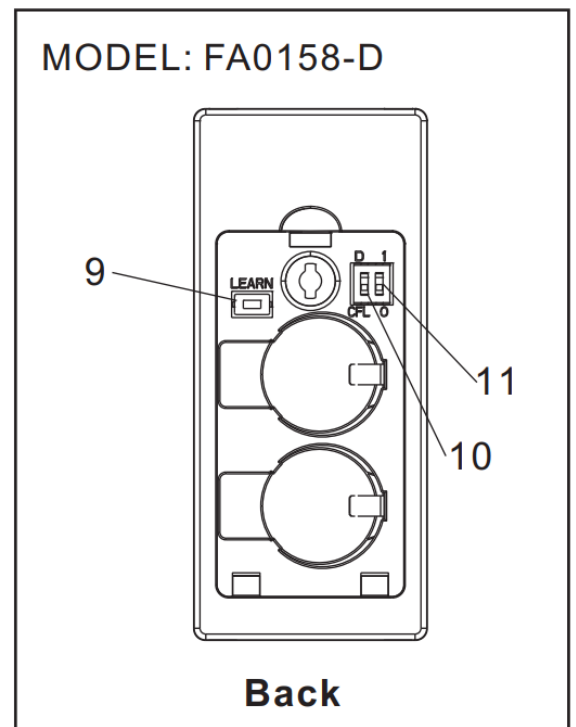
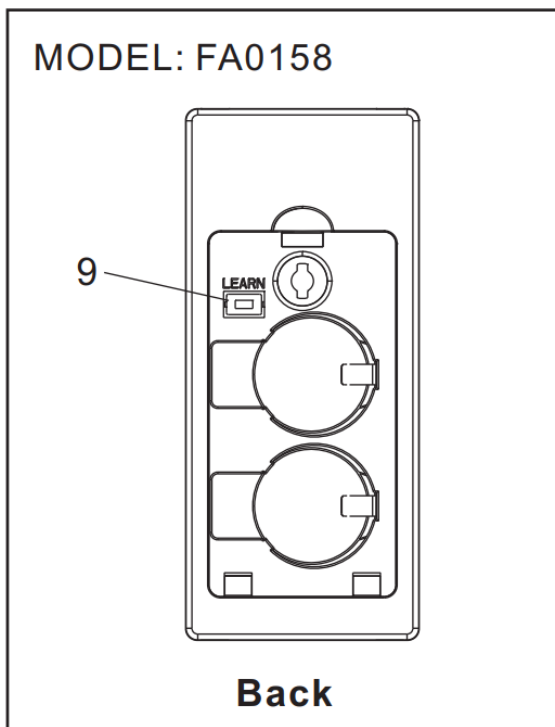
MODEL:

FA0158

FA 0158-D



Note: Install 2PCS CR2032 Cells to the remote control.



Remote Control Functions:

1. FAN ON/OFF Button:
Turn the fan on or off.
2. Fan speed is HIGH.

3. Fan speed MEDIUM.
4. Fan speed LOW.
5. LIGHT ON/OFF/DIMMING Button: To control light on/off/dimming.
6. Walk Away Delay Off Button.
7. Nature Breeze Button.
8. Home Shield Button.
9. Extended Function Switch L.

Remote Control Functions:

1. FAN ON/OFF Button: Turn the fan on or off.
2. Fan speed HIGH.
3. Fan speed MEDIUM.
4. Fan speed LOW.
5. LIGHT ON/OFF/DIMMING Button: To control light on/off/dimming.
6. Walk Away Delay Off Button.
7. Nature Breeze Button.
8. Home Shield Button.
9. Extended Function Switch L.
10. Extended Function Switch R.
11. Extended Function Switch C.

FCC STATEMENT

1. This device complies with Part 15 of the FCC Rules. Operation is subject to the following two conditions: (1) This device may not cause harmful interference. (2) This device must accept any interference received, including interference that may cause undesired operation.
2. Changes or modifications not expressly approved by the party responsible for compliance could void the user's authority to operate the equipment.

NOTE: This equipment has been tested and found to comply with the limits for a Class B digital device, pursuant to Part 15 of the FCC Rules. These limits are designed to provide reasonable protection against harmful interference in a residential installation. This equipment generates, uses, and can radiate radio frequency energy and, if not installed and used in accordance with the instructions, may cause harmful interference to radio communications.

However, there is no guarantee that interference will not occur in a particular installation. If this equipment does cause harmful interference to radio or television reception, which can be determined by turning the equipment off and on, the user is encouraged to try to correct the interference by one or more of the following measures:

1. Reorient or relocate the receiving antenna.
2. Increase the separation between the equipment and receiver.
3. Connect the equipment into an outlet on a circuit different from that to which the receiver is connected.
4. Consult the dealer or an experienced radio/TV technician for help.

IC STATEMENT

This device complies with Industry Canada license-exempt RSS standard(s). Operation is subject to the following

two conditions:

1. this device may not cause harmful interference, and
 2. this device must accept any interference received, including interference that may cause undesired operation.
- Products shall be subject to any changes without additional notices due to DawnSun will keep innovation and optimization on the products.

Contents

1 Documents / Resources

2 Related Posts

Documents / Resources

	<p>DAWNSUN FA0158 Remote Control-Transmitter [pdf] Instruction Manual FA0158, A25-FA0158, A25FA0158, FA0158, FA0158-D, FA0158 Remote Control-Transmitter, Remote Control-Transmitter</p>
--	--