

DARTWOOD Dartpods+ Active Noise-Canceling Wireless Earbuds User Manual

[Home](#) » [DARTWOOD](#) » DARTWOOD Dartpods+ Active Noise-Canceling Wireless Earbuds User Manual 

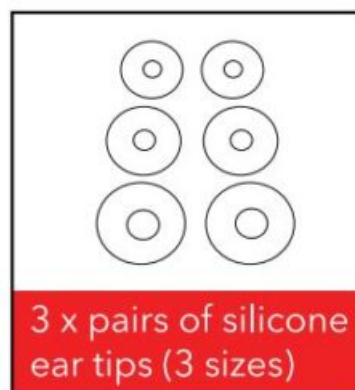
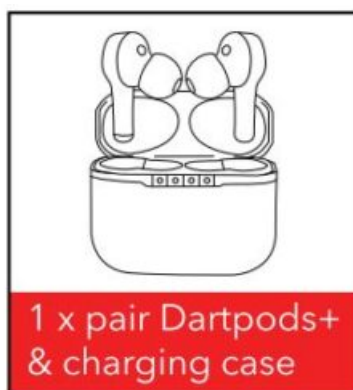


Contents

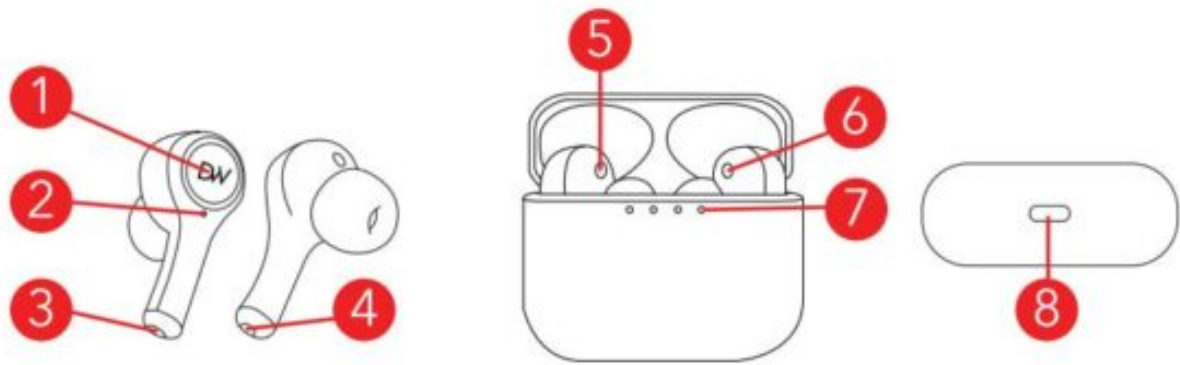
- [1 DARTWOOD Dartpods+ Active Noise-Canceling Wireless Earbuds User Manual](#)
- [2 In the Box](#)
- [3 Introduction to Parts](#)
- [4 Safety Information](#)
- [5 Active Noise-Canceling](#)
- [6 Pairing](#)
- [7 Touch Control](#)
- [8 Charging](#)
- [9 Specifications](#)
- [10 Get More Support](#)
- [11 Documents / Resources](#)
- [12 Related Posts](#)

DARTWOOD Dartpods+ Active Noise-Canceling Wireless Earbuds User Manual

In the Box



Introduction to Parts



1. Touch button
2. Earbuds indication light
3. Microphone
4. Earbuds charging connectors
5. L mark
6. R mark
7. Battery indicator
8. USB-C charging port

Safety Information

- Read and follow the instructions carefully. Prolonged exposure to high volume levels could cause permanent hearing damage.
- Do not attempt to replace earbuds or charging case batteries yourself. It can cause damage to your property or cause injury.
- The use of noise-canceling earbuds while operating a vehicle is not recommended and is illegal in some areas. Check and obey the applicable laws and regulations on the use of headphones and earphones while operating a vehicle.
- Use a standard charger only to charge the earphones to avoid damaging the battery.
- Frequent charging may reduce the battery performance.
- Do not expose the earbuds to direct heat.
- Keep the charging ports and earbuds clean.
- Do not dismantle the product.
- Do not clean the product with oil or any corrosive cleaning agents.
- Do not use the product in any potentially hazardous places.

Active Noise-Canceling

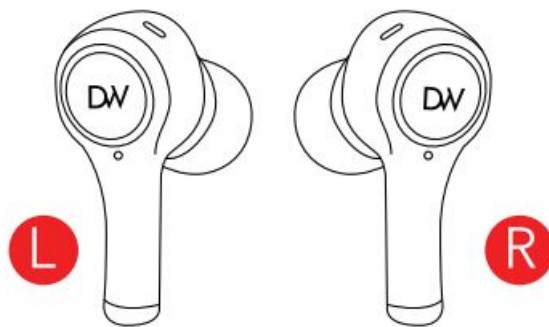
The Dartpods+ is equipped with active noise-canceling (ANC) to cancel the noise from your surroundings or allow you to hear and speak to people while wearing the earbuds. To switch between different ANC modes, press the touch button for 3 seconds and a voice feedback will be heard from the earbuds for the corresponding mode.

Pairing

For first use, insert the earbuds into the charging case, open the charging case and search for “Dartpods+” from the Bluetooth menu of your mobile device.

Once paired, the earbuds will connect to your device automatically when opening the charging case.

Touch Control



1. Tap the touch button once to answer an incoming call, hang up the call, and play/ pause the music.
2. Tap the touch button twice to play the previous song (left) or skip songs (right).
3. Tap the touch button three times to increase the volume (left) or reduce the volume (right).
4. Tap and hold the touch button for about 2 seconds to activate voice control and Siri.
5. Tap and hold the touch button for about 3 seconds to activate/ cancel the active noise-canceling (ANC).
6. Tap and hold the touch button for about 5 seconds to turn the earbuds power on/ off.

Charging

1. Fully charge the earbuds before using them for the first time.
2. Insert the earbuds into the charging case. Make sure to place the correct earbud to the corresponding dock.
3. Close the charging case cover to charge the earbuds. It takes around 1 hr to fully charge the earbuds.
4. To charge the charging case, connect it with the cable provided to a power source.
5. The battery indicator will show the progress during charge, all indicators will turn off once fully charged.

Specifications

Model:	Dartpods+
Color:	Black / white
Bluetooth version:	5.2
Driver size:	10mm graphene speaker
Music play time:	Approx. 6hr, 30hr with charging case
Earbuds charging time:	Approx. 1hr
Charging input:	5V 1A
Connection distance:	49ft (15m)
Noise reduction:	33 - 38dB
Earbud dimension:	0.91 x 1.21 x 0.66in
Charging case dimension:	1.93 x 2.32 x 0.94in
Net weight:	1.6oz

* The actual product and specifications are subject to change without notice due to product enhancement.

* Battery life and charge cycles may vary depending on your settings and actual environment factors.

Get More Support


Scan the QR code below or email us at contact@wasserstein-home.com.



For more information, please visit:
wasserstein-home.com
Made in China

Read More About This Manual & Download PDF:

Documents / Resources

	<p>DARTWOOD Dartpods+ Active Noise-Canceling Wireless Earbuds [pdf] User Manual Dartpods Active Noise-Canceling Wireless Earbuds, Dartpods, Active Noise-Canceling Wireles s Earbuds, Noise-Canceling Wireless Earbuds, Wireless Earbuds, Earbuds</p>
---	---